



US00D925773S

(12) **United States Design Patent**
Drach et al.

(10) **Patent No.:** **US D925,773 S**
(45) **Date of Patent:** **** Jul. 20, 2021**

(54) **DOOR PANEL**
(71) Applicant: **Assa Abloy Entrance Systems AB**,
Landskrona (SE)
(72) Inventors: **Michael Drach**, Lawrence, KS (US);
Stephen Roesner, Lawrence, KS (US)
(73) Assignee: **Assa Abloy Entrance Systems AB**,
Landskrona (SE)
(**) Term: **15 Years**
(21) Appl. No.: **29/695,180**

D498,856 S *	11/2004	Froech	D25/157
D551,883 S *	10/2007	Gaska	D6/703
D560,404 S *	1/2008	Tseng	D6/703
D610,270 S *	2/2010	Li	D25/158
D710,829 S *	8/2014	Loudon	D14/219
D714,965 S *	10/2014	Martin	D25/151
D714,966 S *	10/2014	Martin	D25/151
D774,996 S *	12/2016	Wheel	D12/163
D799,718 S *	10/2017	Kowash	D25/48.3
D802,802 S *	11/2017	Cramer	D25/138
D825,082 S *	8/2018	Darrow	D25/160
D827,512 S *	9/2018	Hill	D12/163
D838,497 S *	1/2019	Sarker	D5/53
D868,298 S *	11/2019	Bestard	D25/157
D876,105 S *	2/2020	Klobuchar	D5/54
D878,769 S *	3/2020	Klobuchar	D5/54

* cited by examiner

(22) Filed: **Jun. 17, 2019**
(51) **LOC (13) Cl.** **25-01**
(52) **U.S. Cl.**
USPC **D25/48.3**
(58) **Field of Classification Search**
USPC D5/1-4, 7, 47, 53; D25/48.1, 48.3, 48.4,
D25/48.8, 138-145, 147, 148, 157-163
CPC ... E04C 2/20; E04C 2/30; E04C 2/365; E04C
2/54; E04C 2/543; B44F 1/066; B44F
11/04; E04B 9/32; B32B 27/08; B32B
27/322; B32B 27/36; H02S 20/26; E06B
3/485; E06B 3/4636; E06B 3/72; E06B
3/78; E06B 2003/7044; E06B 1/04; E06B
5/00

Primary Examiner — Leanne Was-Englehart
(74) *Attorney, Agent, or Firm* — Wissing Miller LLP

See application file for complete search history.

(56) **References Cited**

U.S. PATENT DOCUMENTS

D32,673 S *	5/1900	Dobbins	D25/103
3,144,103 A *	8/1964	Krueger, Jr.	E04B 7/107
				52/245
D200,351 S *	2/1965	Bright	D5/1
D241,534 S *	9/1976	Bogan	D25/150
4,396,685 A *	8/1983	Jury	B21D 31/04
				428/594
D488,810 S *	4/2004	Lin	D14/341

(57) **CLAIM**

We claim the ornamental design for a door panel, as shown and described.

DESCRIPTION

FIG. 1 is a perspective view of a door panel of the claimed design.

FIG. 2 is a front view thereof.

FIG. 3 is a back view thereof.

FIG. 4 is a left-side view thereof.

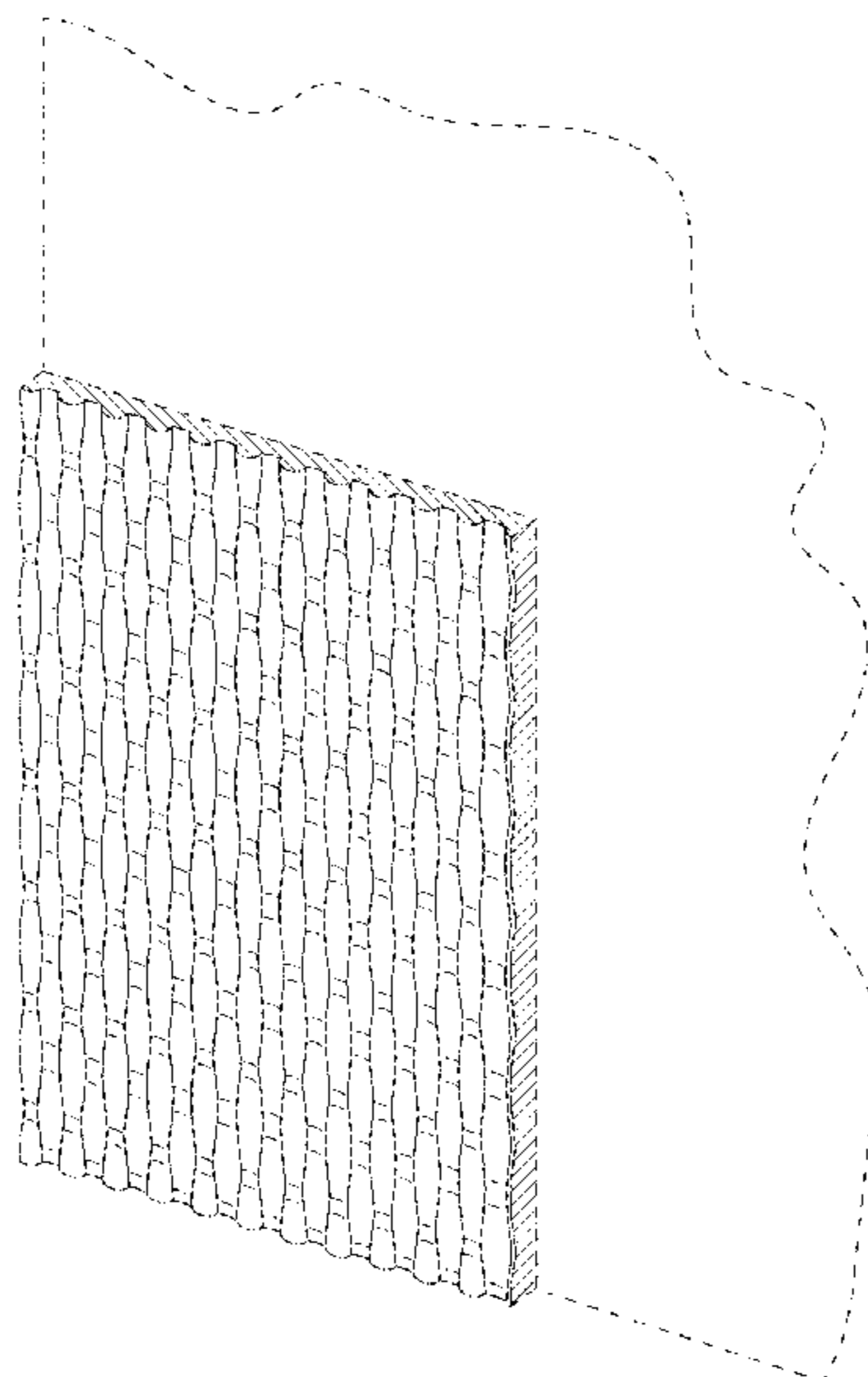
FIG. 5 is a right-side view thereof.

FIG. 6 is a top view thereof; and,

FIG. 7 is a bottom view thereof.

The dot-dashed broken lines along the edges of the design depict the bounds of the claim. The dashed broken lines depict environmental subject matter. All broken lines form no part of the claim.

1 Claim, 4 Drawing Sheets



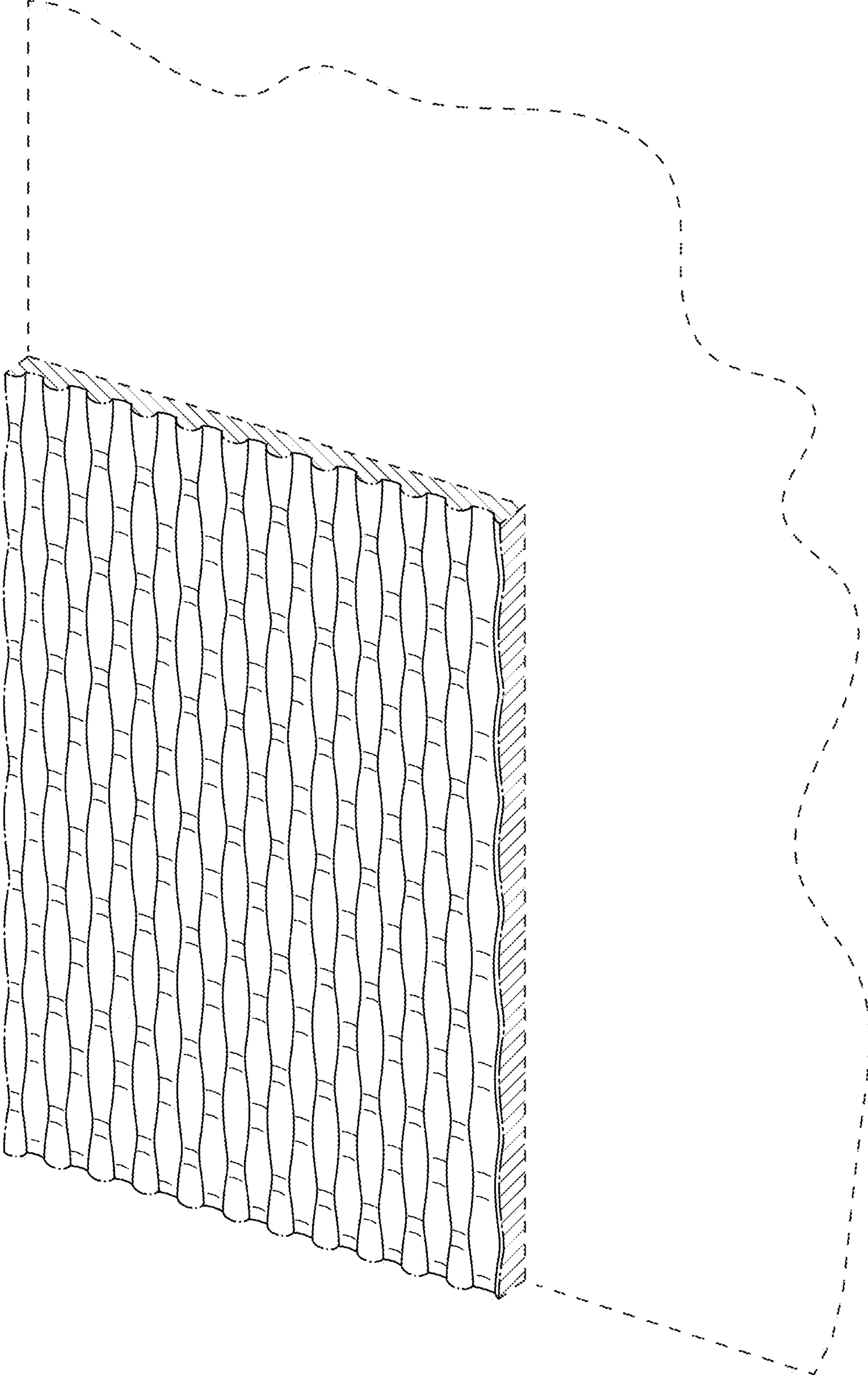


Fig. 1




Fig. 2




Fig. 3



Fig. 5



Fig. 4



Fig. 6



Fig. 7