



US00D925770S

(12) **United States Design Patent**  
**Nelson**

(10) **Patent No.:** **US D925,770 S**

(45) **Date of Patent:** **\*\* Jul. 20, 2021**

(54) **TOILET BUILDING**

(71) Applicant: **TidyHut, Inc.**, Spokane, WA (US)

(72) Inventor: **Erik Nelson**, Spokane, WA (US)

(73) Assignee: **TidyHut, Inc.**, Spokane, WA (US)

(\*\*) Term: **15 Years**

(21) Appl. No.: **29/670,234**

(22) Filed: **Nov. 14, 2018**

(51) **LOC (13) Cl.** ..... **25-03**

(52) **U.S. Cl.**  
USPC ..... **D25/16**

(58) **Field of Classification Search**  
USPC ..... D25/1, 3, 4, 7-11, 16, 18-21, 31-35;  
D12/101-105; D6/332, 337, 640-644;  
D16/215; D24/209, 210  
CPC ..... E04H 1/00-1277; E04H 1/14; E04H  
2001/1283-1294; A47K 11/02  
See application file for complete search history.

(56) **References Cited**

**U.S. PATENT DOCUMENTS**

- 181,397 A \* 8/1876 Beyron
- 704,986 A \* 7/1902 Tufts ..... E04H 1/02  
52/236.2
- 1,780,251 A \* 11/1930 Teplow ..... E04H 1/14  
312/239
- 2,628,879 A \* 2/1953 Schultz
- 3,066,311 A \* 12/1962 Tharp ..... E04H 1/1216  
4/462
- D203,834 S \* 2/1966 Davis ..... D13/110
- D209,192 S \* 11/1967 Harding ..... D25/16
- 3,513,605 A \* 5/1970 Smith ..... A01M 31/025  
52/20
- D221,629 S \* 8/1971 King ..... D25/16
- 3,665,522 A \* 5/1972 Backlund et al.
- 3,693,193 A \* 9/1972 May

- D261,682 S \* 11/1981 Hoover ..... D25/16
- 4,519,104 A \* 5/1985 Nilsson
- D291,356 S \* 8/1987 Sapiha ..... D25/10
- D311,956 S \* 11/1990 Barnes ..... D25/16
- 4,974,265 A \* 12/1990 Maggio
- D320,771 S \* 10/1991 Crawford ..... D12/102

(Continued)

**FOREIGN PATENT DOCUMENTS**

- CN 301582887 \* 6/2011
- DE 202011104936 12/2012

(Continued)

**OTHER PUBLICATIONS**

Office Action for U.S. Appl. No. 16/191,164, dated Feb. 6, 2020, Nelson, "Toilet System and Components Thereof", 7 pages.

(Continued)

*Primary Examiner* — Brett Miller

(74) *Attorney, Agent, or Firm* — Lee & Hayes, P.C.

(57) **CLAIM**

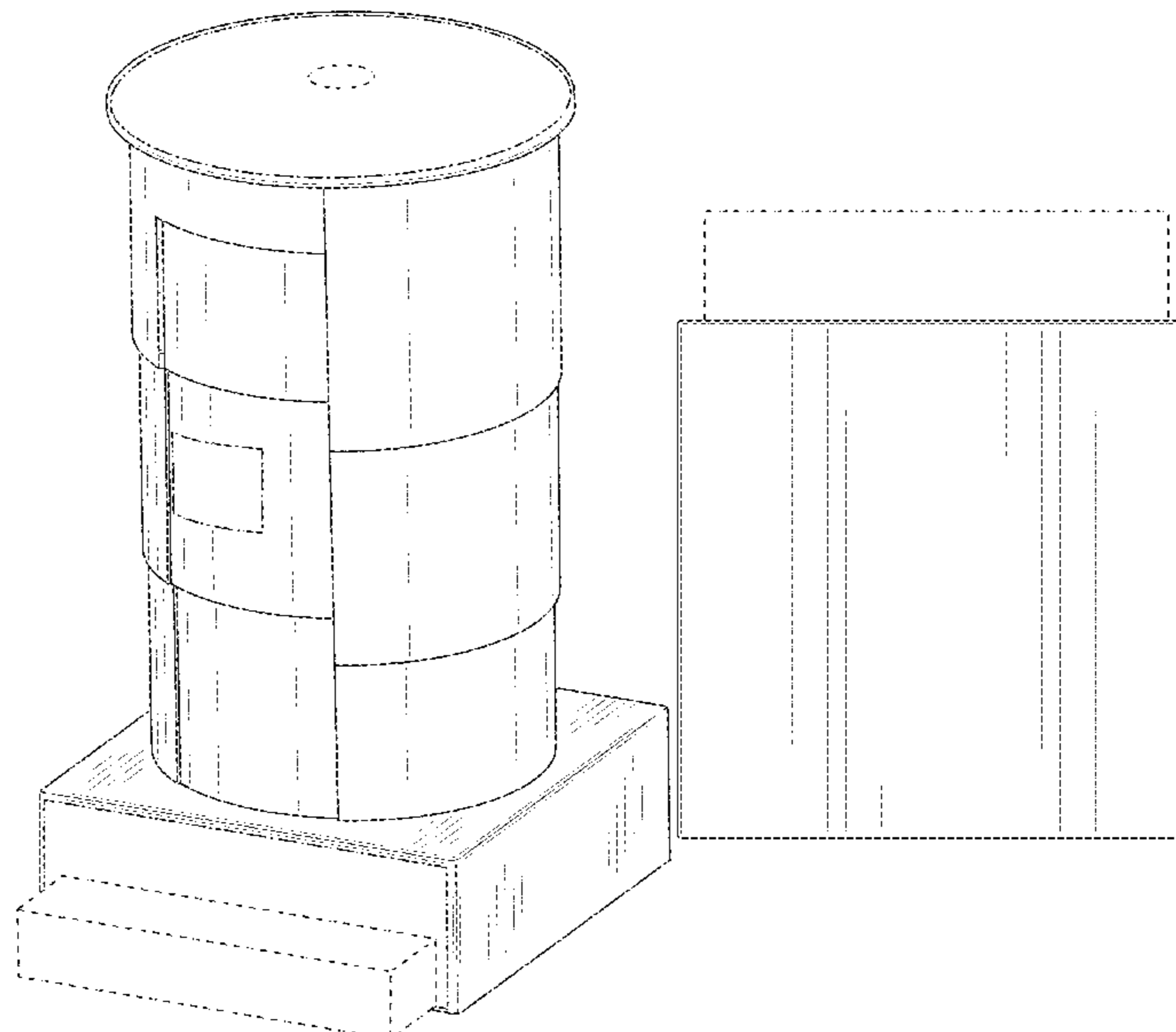
The ornamental design for a toilet building, as shown and described.

**DESCRIPTION**

FIG. 1 is a front, top perspective view of a toilet building; FIG. 2 is a front view thereof; FIG. 3 is a back view thereof; FIG. 4 is a left-side view thereof; FIG. 5 is a right-side view thereof; FIG. 6 is a top view thereof; and, FIG. 7 is a bottom view thereof.

The dashed broken lines depict portions of the toilet building that form no part of the claimed design. The dot-dashed broken lines represent boundaries of the claimed toilet building and form no part of the claimed design.

**1 Claim, 7 Drawing Sheets**



(56)

References Cited

U.S. PATENT DOCUMENTS

D352,361 S \* 11/1994 Tellier ..... D25/16  
 5,379,466 A 1/1995 Davies  
 D373,403 S \* 9/1996 Hall ..... D25/16  
 D381,433 S \* 7/1997 Priestley ..... D25/16  
 6,052,842 A 4/2000 He  
 6,145,931 A 11/2000 Subotic  
 D493,539 S \* 7/2004 Ferrer ..... D25/10  
 6,827,035 B2 12/2004 Manera  
 7,100,767 B2 9/2006 Chomik et al.  
 D589,627 S \* 3/2009 Shreck ..... D25/16  
 8,408,160 B1 4/2013 Pozin  
 D748,281 S \* 1/2016 Whitman ..... D25/16  
 2007/0186490 A1 \* 8/2007 Salemi ..... E04H 1/14  
 52/27.5  
 2010/0058518 A1 \* 3/2010 Bourgeois ..... E04H 1/1216  
 4/144.1  
 2015/0245748 A1 9/2015 Banner et al.  
 2018/0055491 A1 3/2018 Hall et al.  
 2019/0142231 A1 \* 5/2019 Nelson ..... E04H 1/1216  
 4/483  
 2020/0367705 A1 11/2020 Nelson

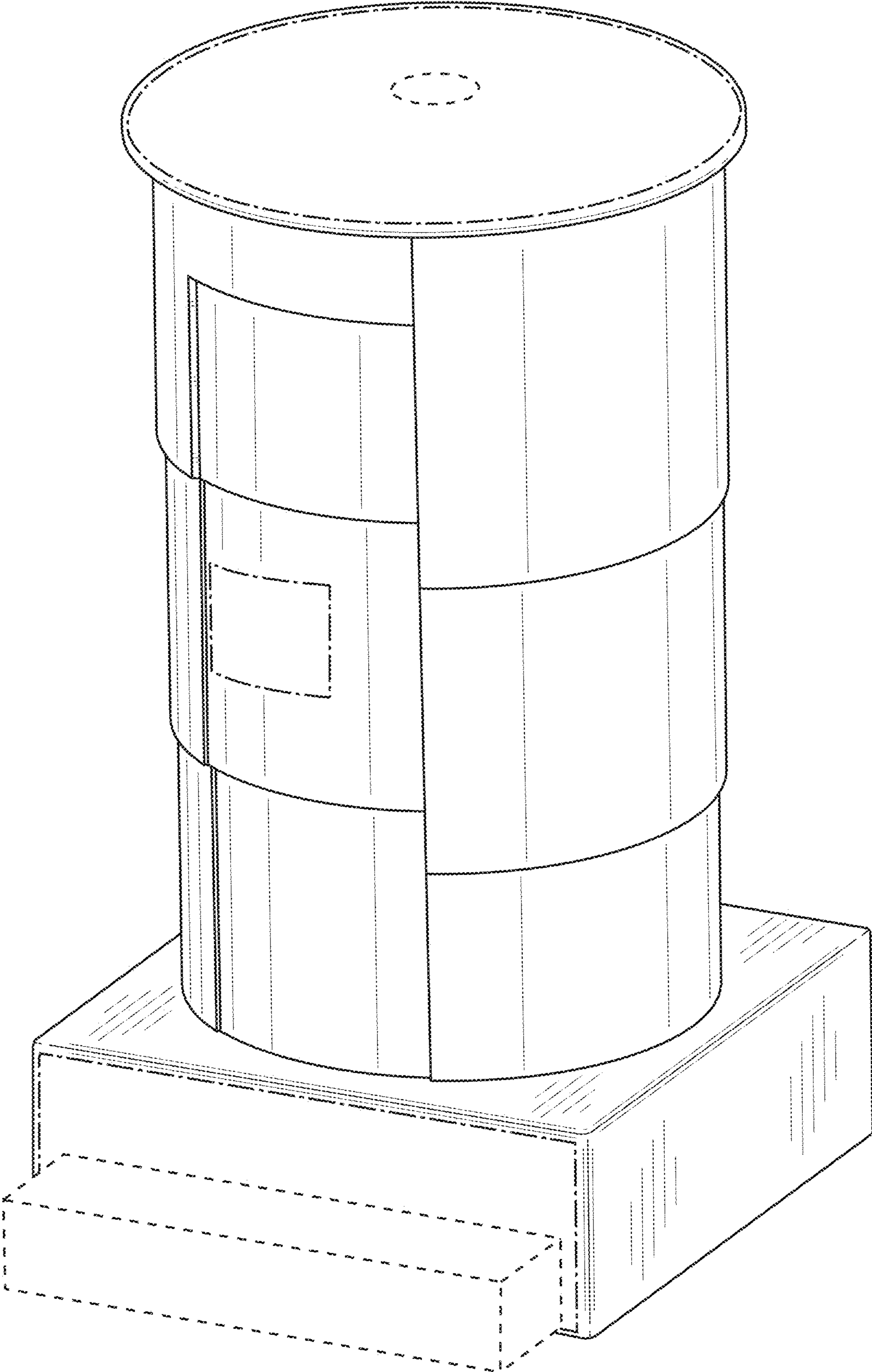
FOREIGN PATENT DOCUMENTS

IN 270486-0001 \* 10/2015  
 IN 270487-0001 \* 10/2015  
 RU 02173949 9/2001

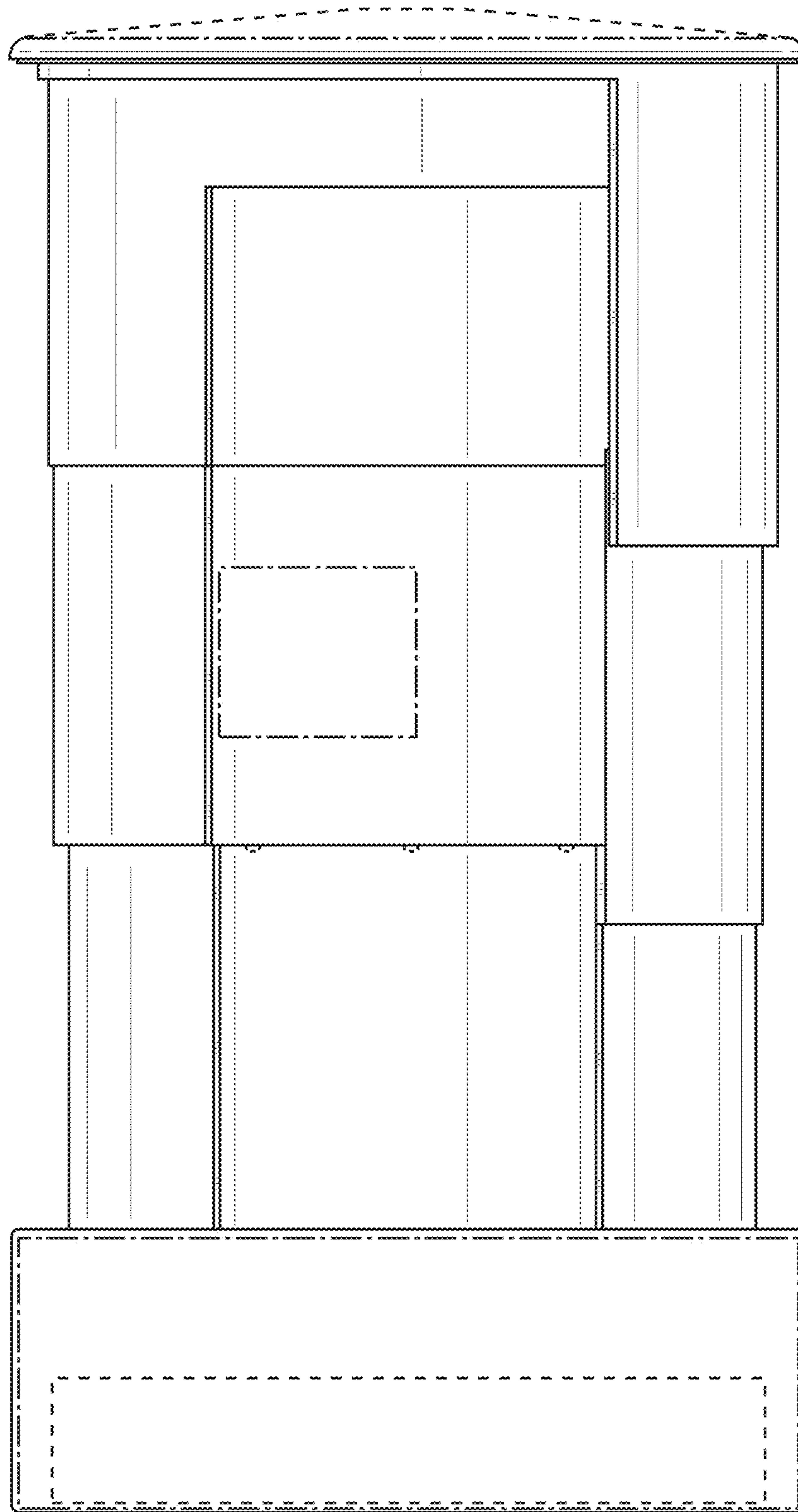
OTHER PUBLICATIONS

PCT Search Report and Written Opinion dated Mar. 7, 2019, for PCT Application No. PCT/US2018/061105, 7 pages.  
 Canadian Office Action dated Oct. 8, 2019, for Canadian Design Application No. 184616, a counterpart foreign application of Design U.S. Appl. No. 29/670,234, 2 pages.  
 Non-Final Office Action dated Oct. 3, 2019 for U.S. Appl. No. 16/191,164, "Toilet System and Components Thereof", Nelson, 10 pages.

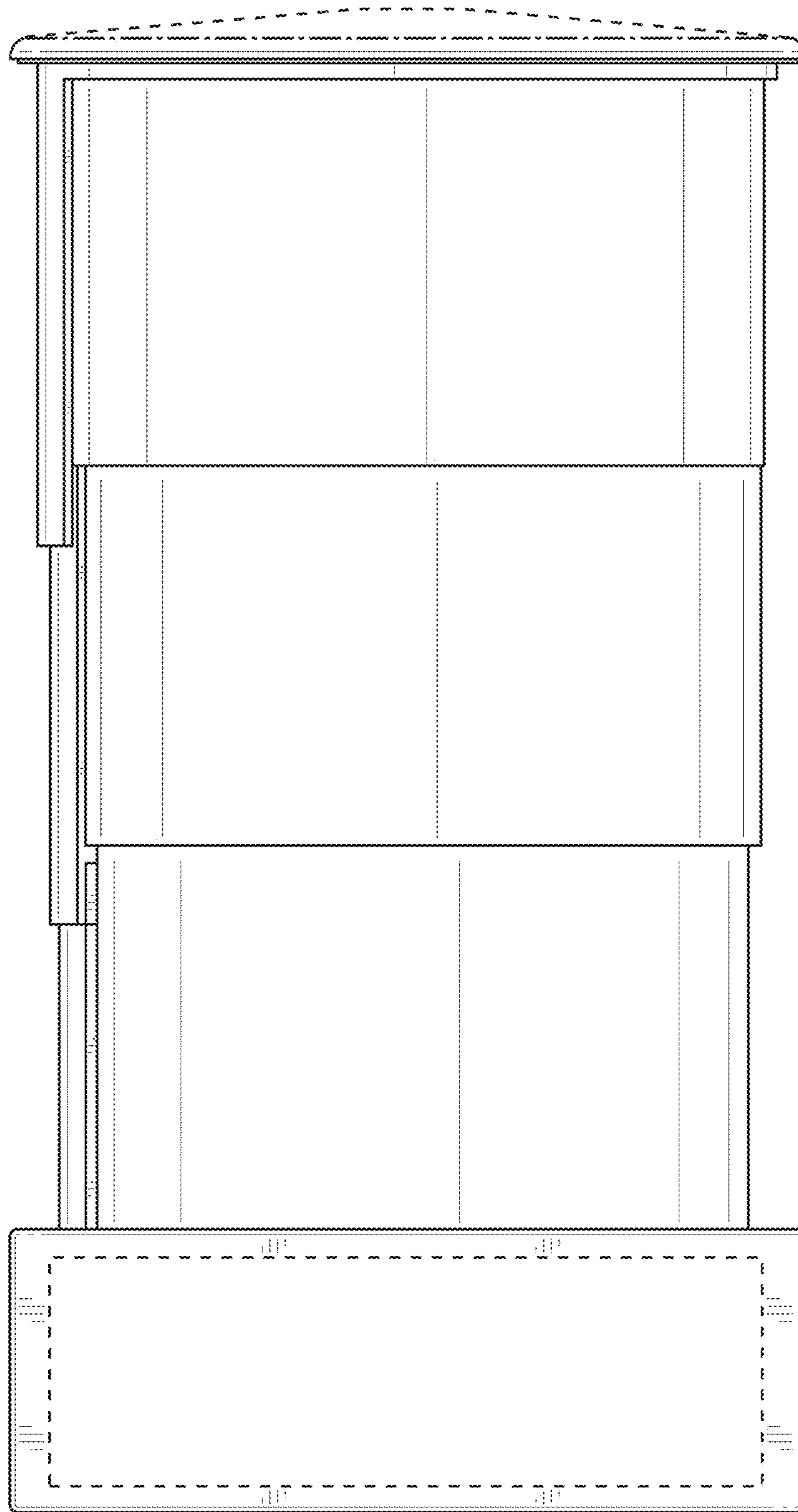
\* cited by examiner



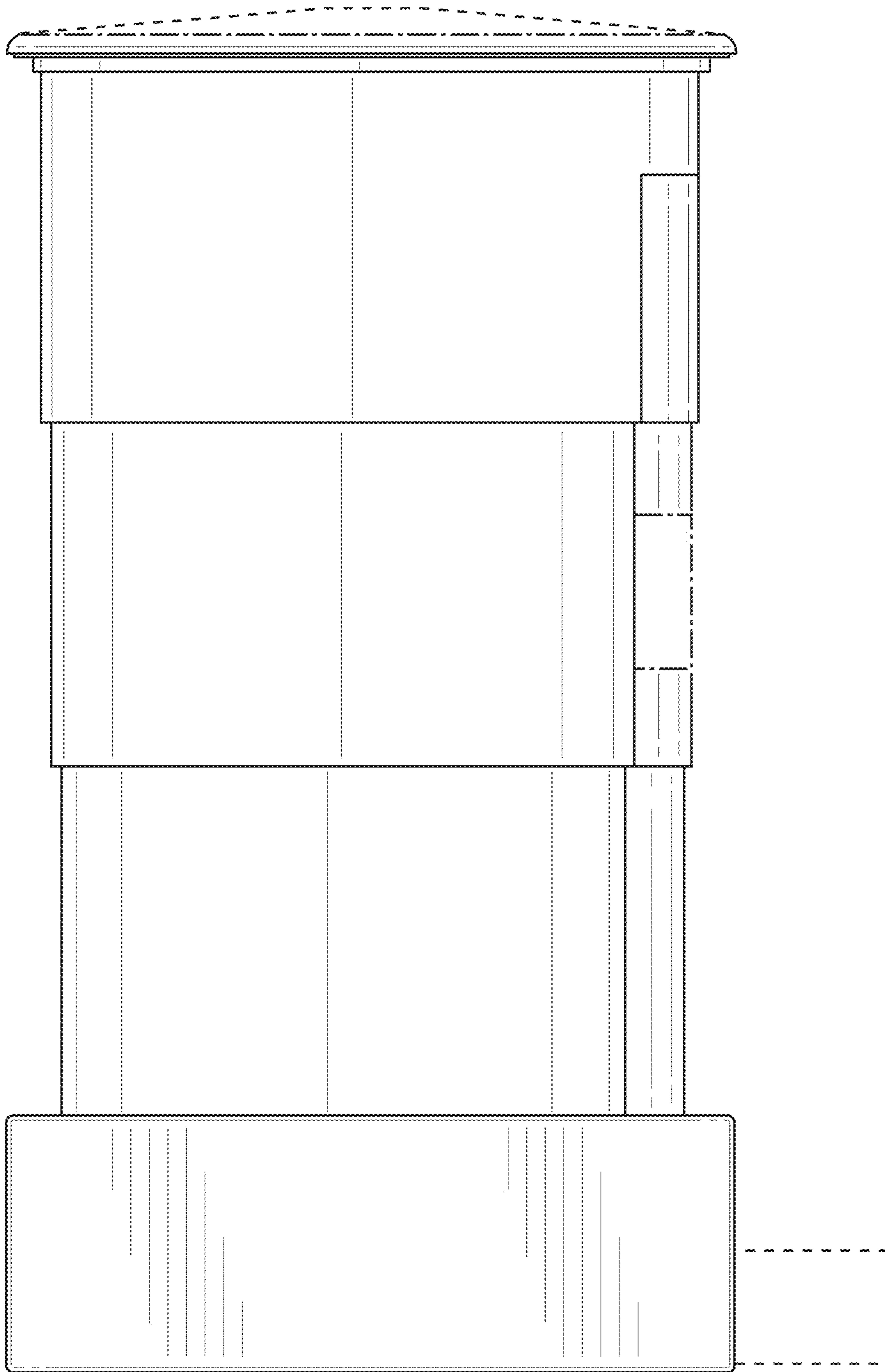
**FIG. 1**



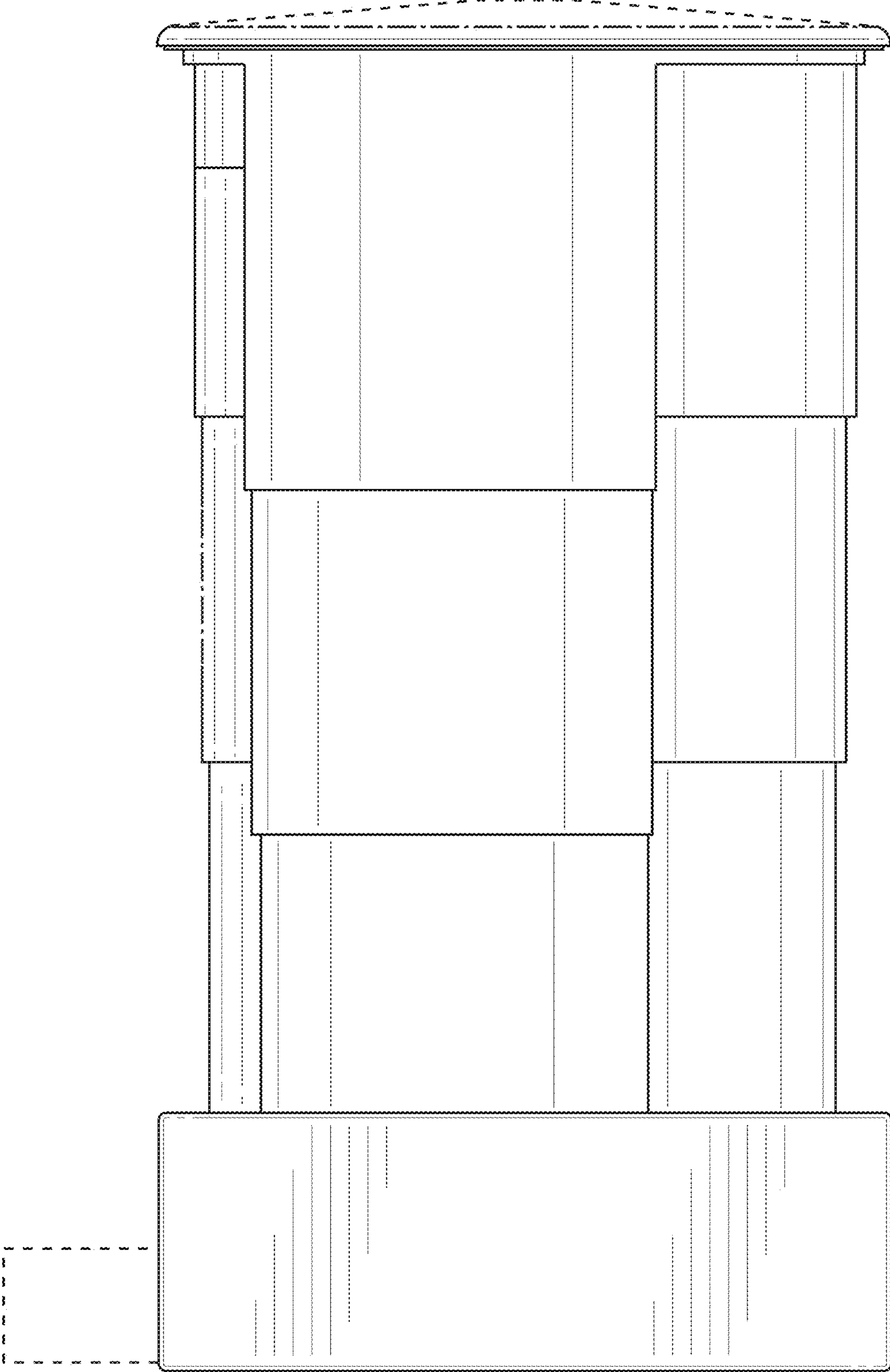
**FIG. 2**



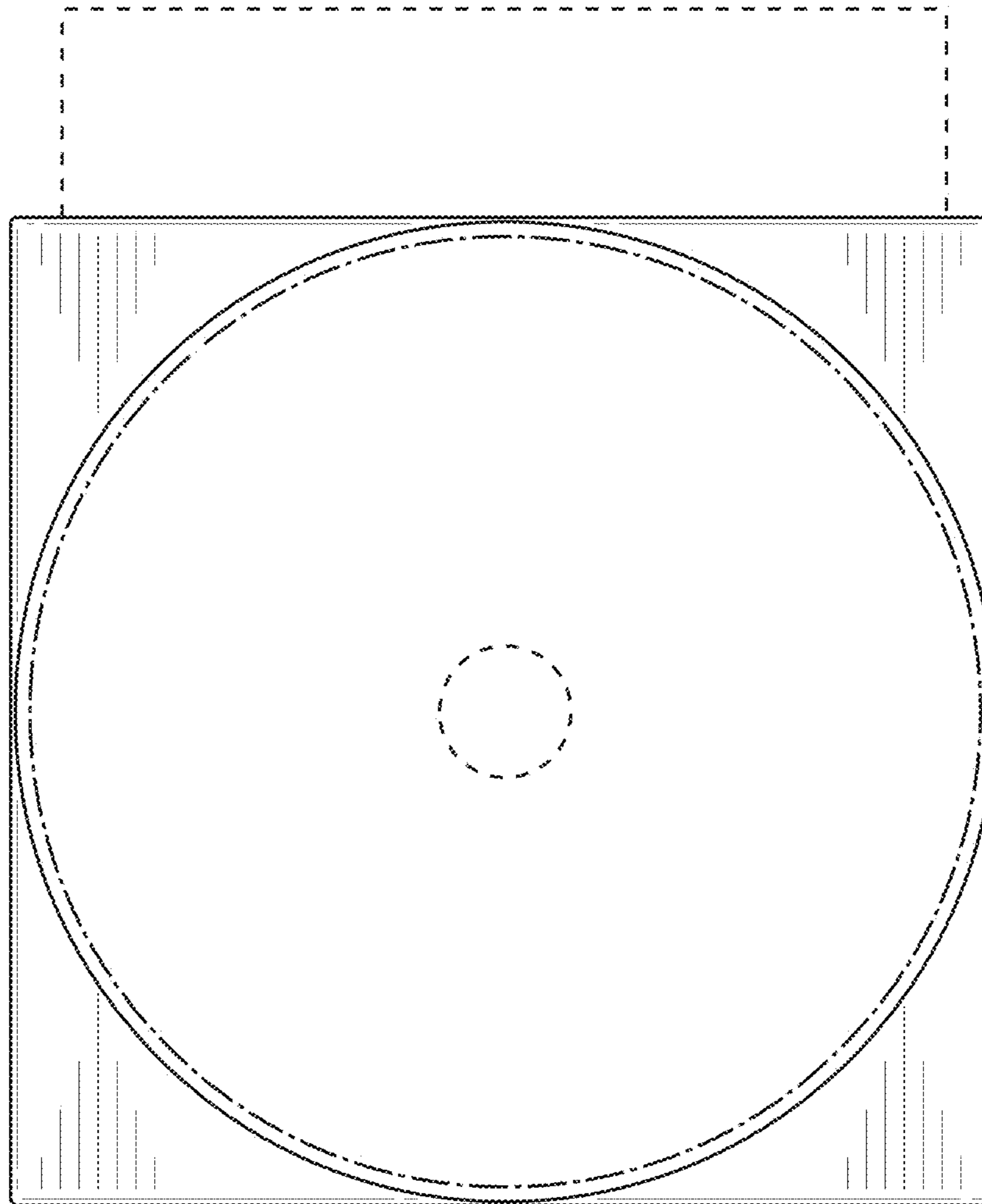
**FIG. 3**



**FIG. 4**

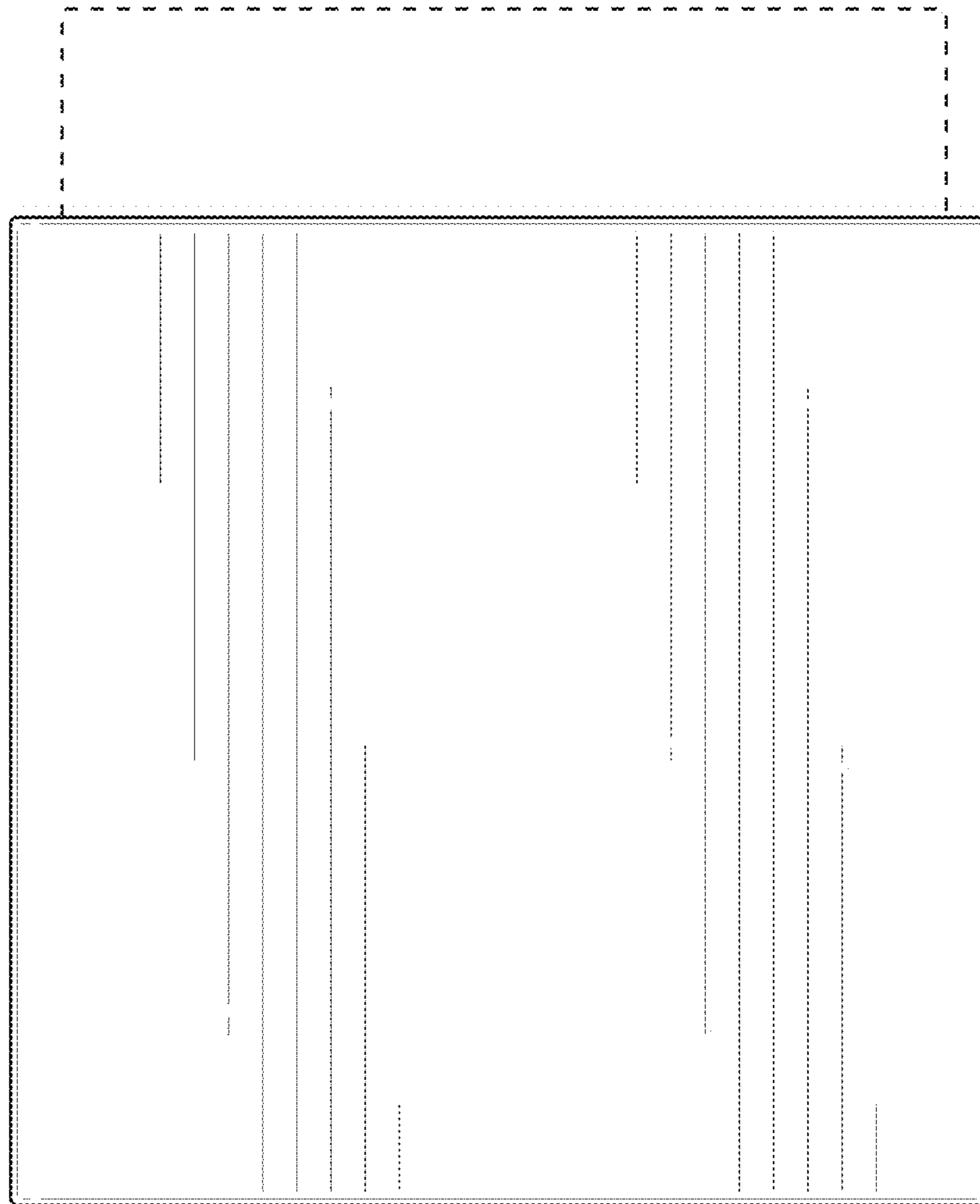


**FIG. 5**



**FIG. 6**





**FIG. 7**