



US00D925744S

(12) **United States Design Patent**
Yeip et al.

(10) **Patent No.:** **US D925,744 S**

(45) **Date of Patent:** **** Jul. 20, 2021**

(54) **INFLATABLE COLLAR**

(71) Applicant: **Aero Med Design Tech LLC**, Salt Lake City, UT (US)

(72) Inventors: **Carl Yeip**, Salt Lake City, UT (US);
Matthew Fuller, Salt Lake City, UT (US)

(73) Assignee: **AERO MED DESIGN TECH LLC**, Salt Lake City, UT (US)

(**) Term: **15 Years**

(21) Appl. No.: **29/746,474**

(22) Filed: **Aug. 14, 2020**

Related U.S. Application Data

(62) Division of application No. 29/639,775, filed on Mar. 8, 2018, now Pat. No. Des. 894,409.

(51) **LOC (13) Cl.** **24-01**

(52) **U.S. Cl.**
USPC **D24/191**

(58) **Field of Classification Search**
USPC D24/190–192; D29/100–102
CPC .. A61F 5/028; A61F 5/03; A61F 5/024; A61F 5/0193; A61F 5/02; A61F 5/026; A61F 5/0118; A61F 5/022; A61F 5/30; A61F 7/02; A61F 2007/0001; A61F 5/0106; A61F 5/055; A61F 2250/001
See application file for complete search history.

(56) **References Cited**

U.S. PATENT DOCUMENTS

5,060,637 A * 10/1991 Schmid A61F 5/055
602/18
D422,710 S 4/2000 Maynard

D659,842 S * 5/2012 Donaldson D24/191
D692,568 S 10/2013 Chiang et al.
8,657,768 B1 * 2/2014 Calabrese A61F 5/055
602/18
D790,072 S * 6/2017 Hiebert D24/191
9,668,906 B2 6/2017 Thorgilsdottir et al.
9,713,546 B2 7/2017 Thorsteinsdottir et al.
2011/0066094 A1 * 3/2011 Thorgilsdottir A61F 5/055
602/6
2013/0310722 A1 * 11/2013 Thorsteinsdottir A61F 5/055
602/18
2014/0296758 A1 * 10/2014 Limontini A61F 5/055
602/18
2018/0243122 A1 * 8/2018 DeSantis A61F 5/055
2019/0350739 A1 * 11/2019 Maher A61F 7/10

* cited by examiner

Primary Examiner — Jennifer L Watkins

(74) *Attorney, Agent, or Firm* — VLP Law Group LLP


(57) **CLAIM**

The ornamental design for an inflatable collar, as shown and described.

DESCRIPTION

FIG. 1 is a front perspective view of an inflatable collar.
FIG. 2 is a rear perspective view thereof.
FIG. 3 is a front view thereof.
FIG. 4 is a rear view thereof.
FIG. 5 is a left side view thereof.
FIG. 6 is a right side view thereof.
FIG. 7 is a bottom view thereof; and,
FIG. 8 is a top view thereof.
Within the drawings, the broken lines show unclaimed portions of the inflatable collar, and form no part of the claimed design.

1 Claim, 6 Drawing Sheets



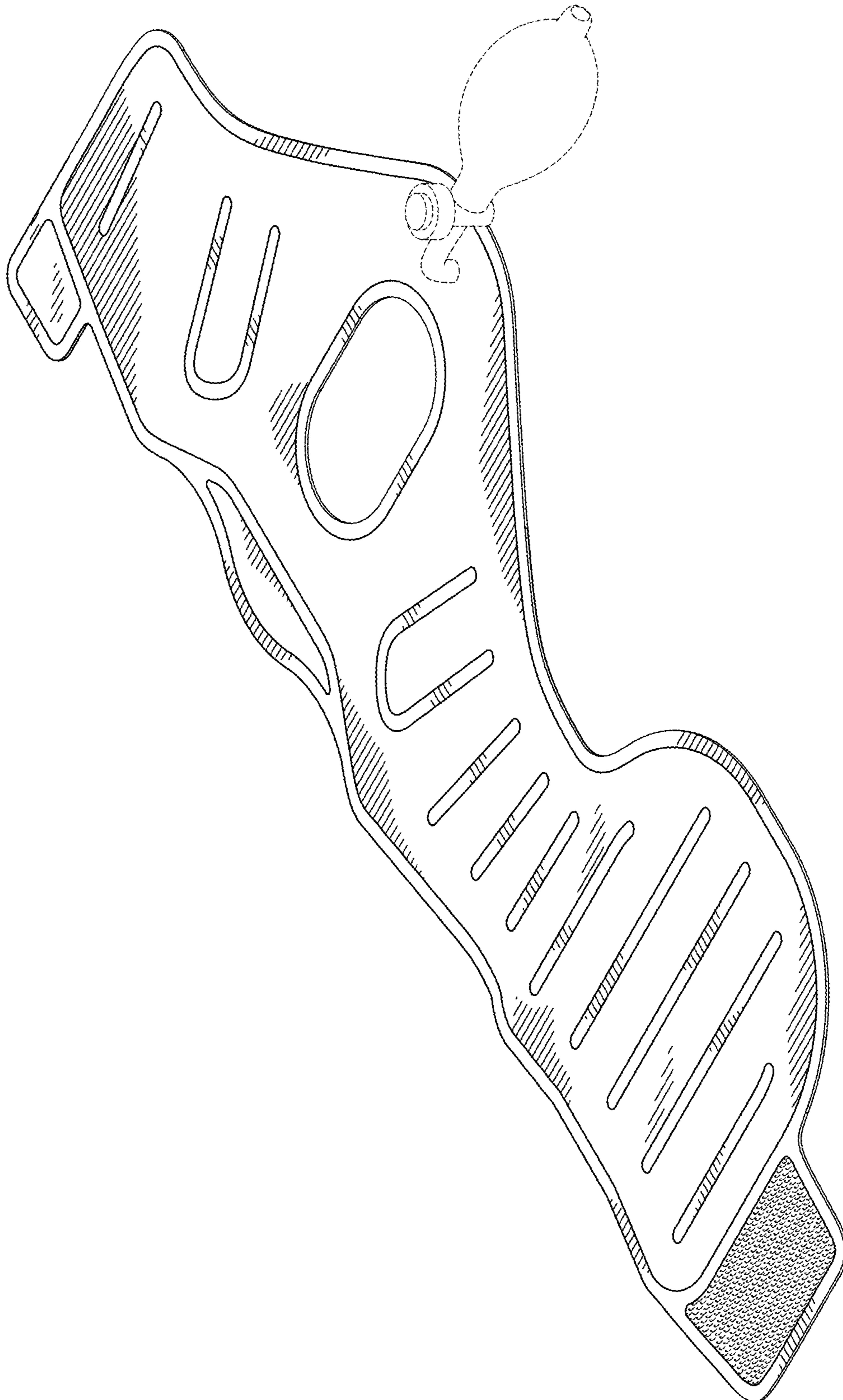


FIG. 1

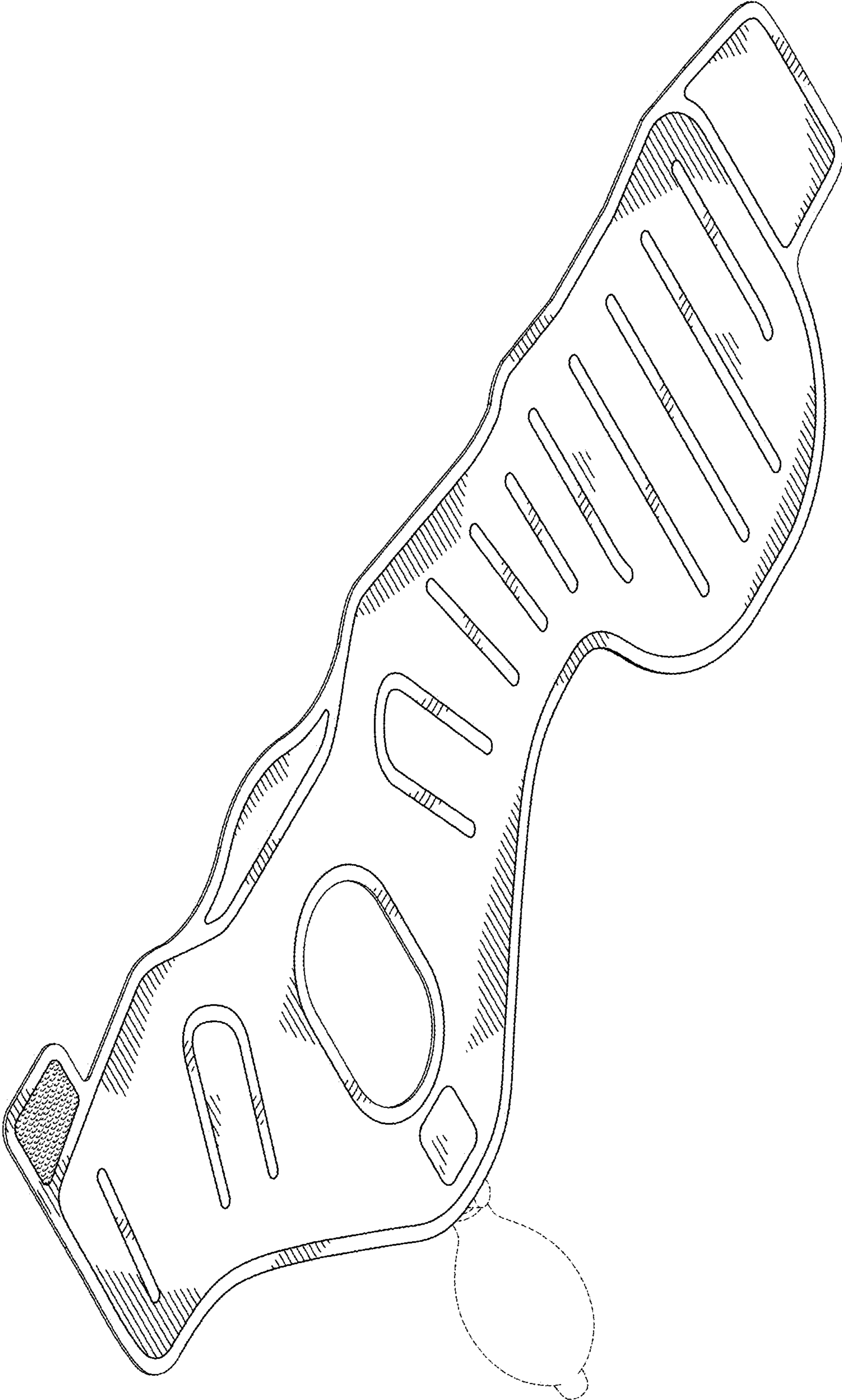


FIG. 2

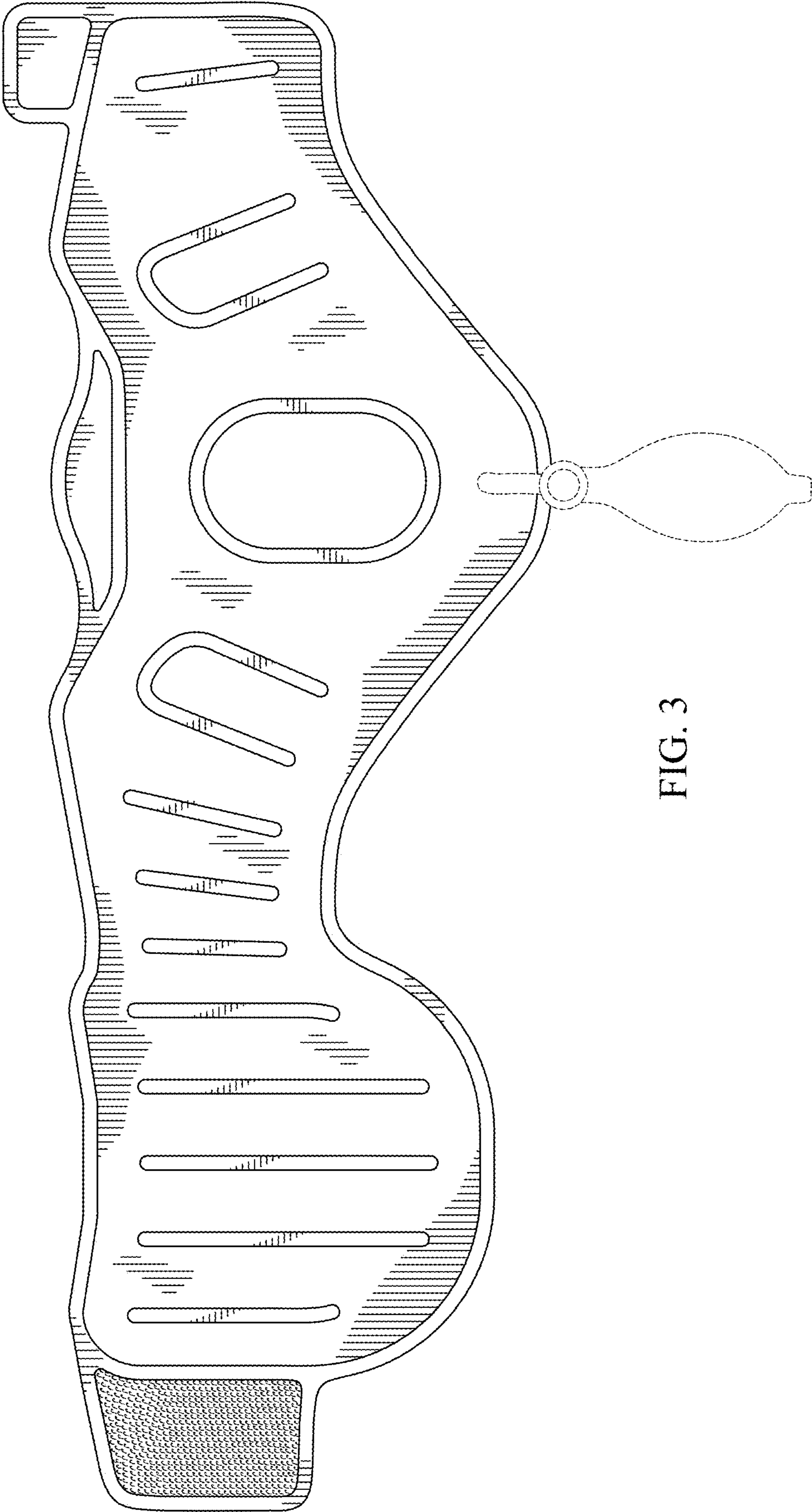


FIG. 3

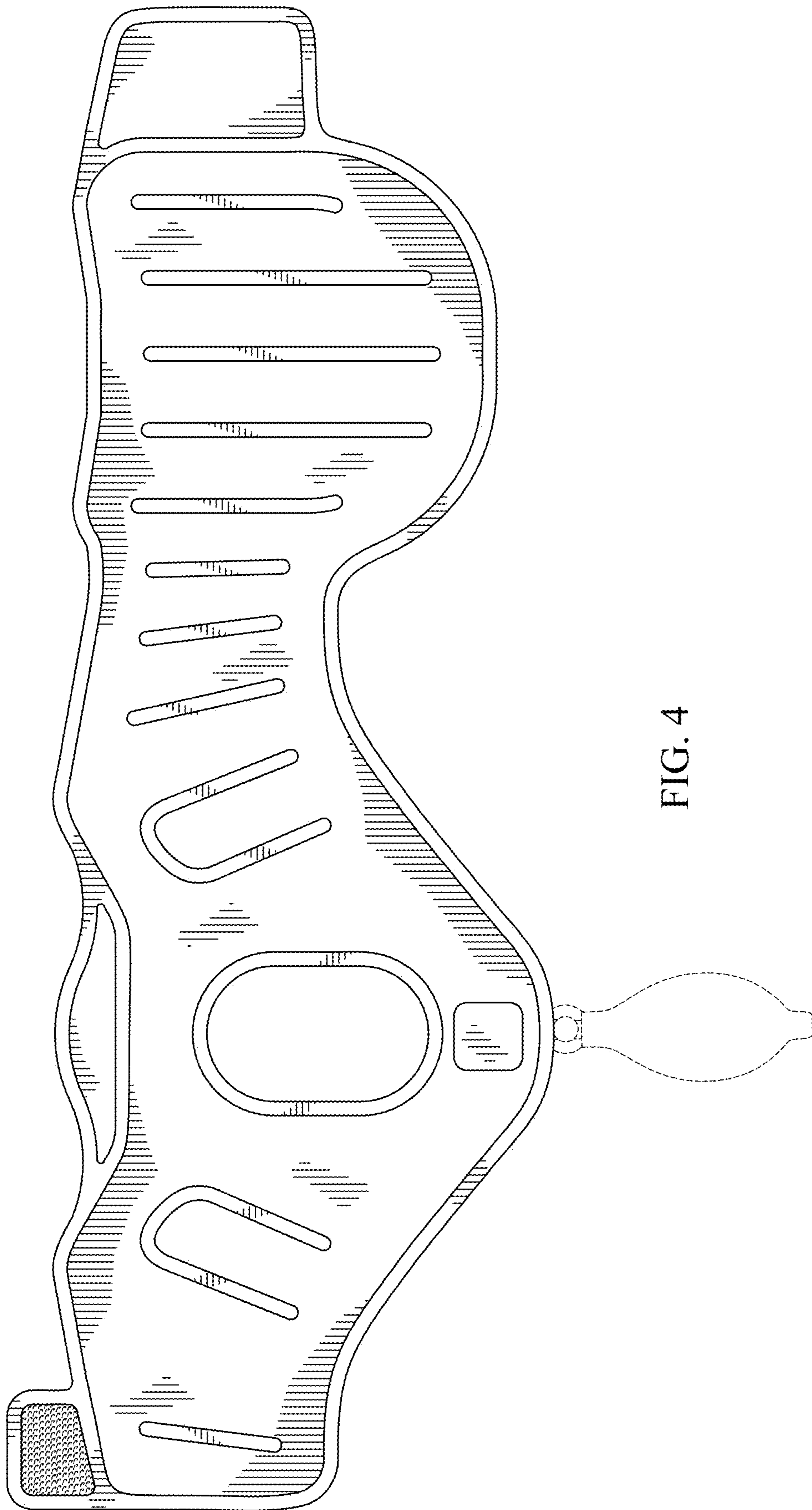


FIG. 4

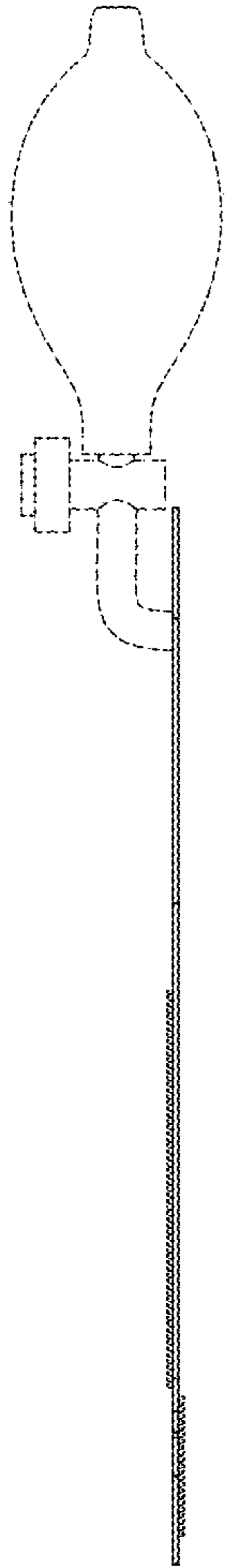


FIG. 5




FIG. 6

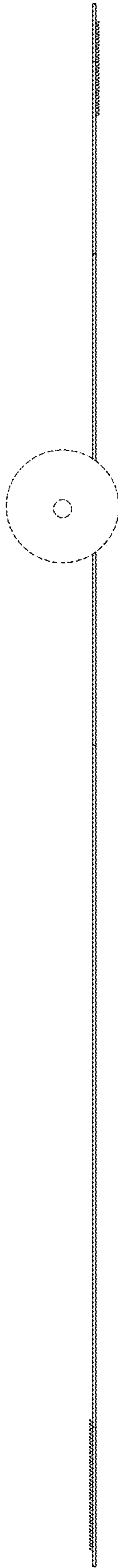


FIG. 7




FIG. 8