



US00D925740S

(12) **United States Design Patent** (10) **Patent No.:** **US D925,740 S**
Kapitan et al. (45) **Date of Patent:** **** Jul. 20, 2021**

(54) **SPINAL FUSION CAGE**

A61F 2002/6657; A61F 2002/665; A61F 2/78; A61L 27/00; A61L 2430/38; G06T 2207/30052

(71) Applicant: **GetSet Surgical SA**, Epalinges (CH)

See application file for complete search history.

(72) Inventors: **John Kapitan**, Leicester, NC (US); **Ole Stoklund**, Lausanne (CH); **David Walsh**, Reading, MA (US)

(56)

References Cited

U.S. PATENT DOCUMENTS

(73) Assignee: **GETSET SURGICAL SA**

(**) Term: **15 Years**

(21) Appl. No.: **29/714,847**

(22) Filed: **Nov. 26, 2019**

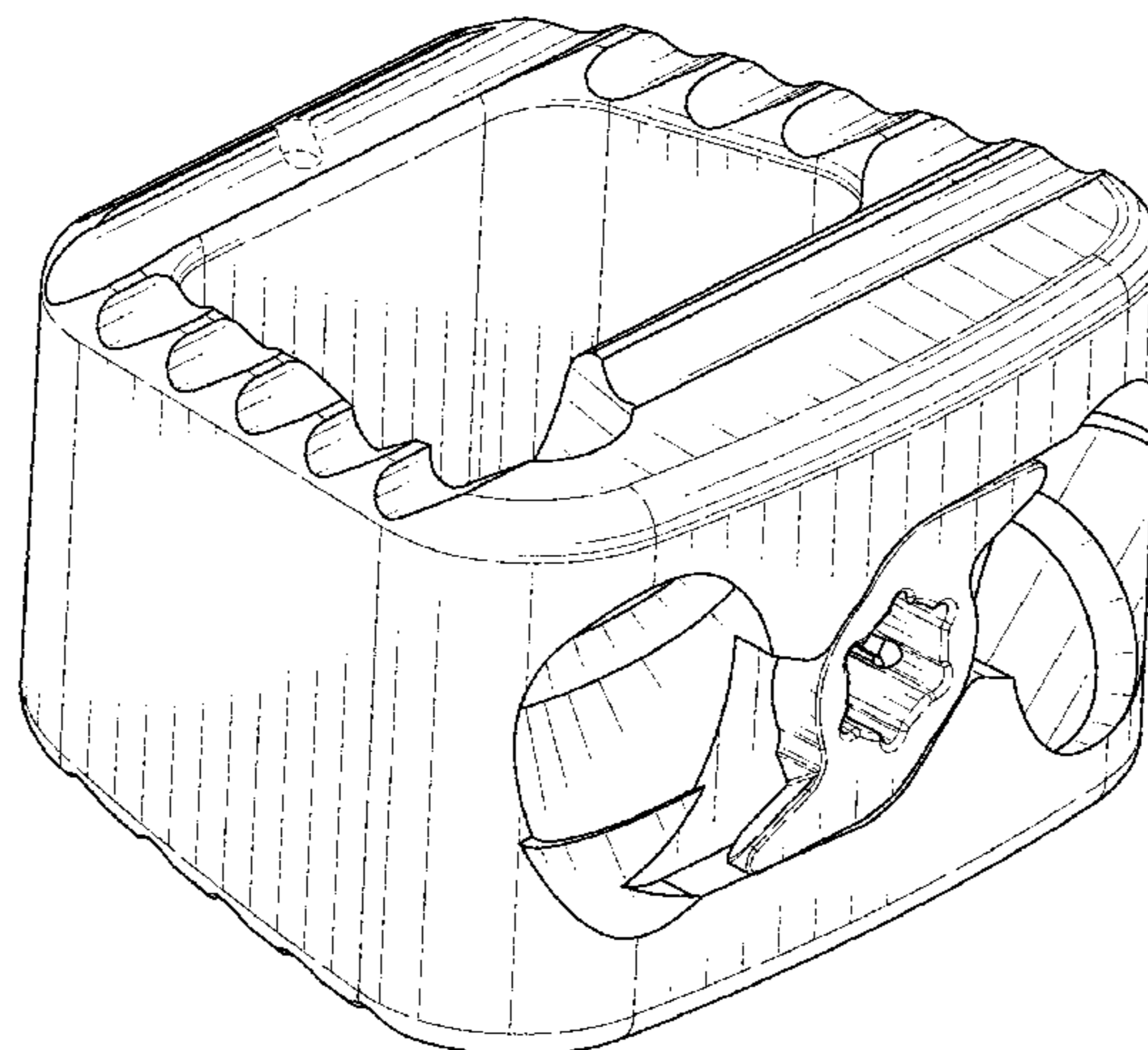
(51) **LOC (13) Cl.** **24-03**

(52) **U.S. Cl.**
USPC **D24/155**

(58) **Field of Classification Search**
USPC D2/896, 902, 905, 906, 907, 908, 919, D2/920, 921, 922, 923, 946, 947, 948, D2/949, 950, 951, 952, 953, 954, 960, D2/968, 980, 983; D8/349, 382, 387, 47, D8/388, 391, 392, 393, 394, 395, 396, D8/397, 398, 399, 721; D24/107, 133, D24/141, 143, 155, 171, 188, 190, 192, D24/213, 215

CPC . A61B 17/151; A61B 17/154; A61B 17/8095; A61B 17/7058; A61B 17/58; A61F 2/00; A61F 2/0009; A61F 2/0022; A61F 2/0063; A61F 2/0077; A61F 2002/0081; A61F 2002/0086; A61F 2002/009; A61F 2002/0091; A61F 2/28; A61F 2/30; A61F 2002/30108; A61F 2002/30112; A61F 2002/30125; A61F 2002/30151; A61F 2002/30153; A61F 2002/30154; A61F 2002/30158; A61F 2002/30199; A61F 2002/30224; A61F 2002/30263; A61F 2002/30266; A61F 2002/30281; A61F 2/38; A61F 2/42; A61F 2/4225; A61F 2/44; A61F 2/4405; A61F 2/441; A61F 2002/4415; A61F 2/442; A61F 2/4425; A61F 2002/443; A61F 2/446; A61F 2/447; A61F 2/60; A61F 2002/6614;

2,796,101 A	6/1957	Hasemann	
5,364,399 A	11/1994	Lowery et al.	
5,423,826 A	6/1995	Coates et al.	
5,549,612 A	8/1996	Yapp et al.	
5,951,558 A	9/1999	Fiz	
6,152,927 A	11/2000	Farris et al.	
6,193,721 B1	2/2001	Michelson	
6,306,139 B1	10/2001	Fuentes	
6,383,186 B1	5/2002	Michelson	
6,428,542 B1	8/2002	Michelson	
6,558,432 B2	5/2003	Schulte et al.	
6,730,127 B2	5/2004	Michelson	
6,884,242 B2	4/2005	LeHuec et al.	
6,890,335 B2	5/2005	Grabowski et al.	
D553,742 S *	10/2007	Park	D24/155
7,288,094 B2	10/2007	Lindemann et al.	
7,651,497 B2	1/2010	Michelson	
7,674,279 B2	3/2010	Johnson	
7,833,226 B2	11/2010	Grabowski et al.	
7,875,062 B2	1/2011	Lindemann et al.	
7,901,413 B1	3/2011	Lewis	
7,998,180 B2	8/2011	Erickson et al.	
8,048,075 B2	11/2011	Michelson	
8,066,750 B2	11/2011	Oi et al.	
D653,756 S *	2/2012	Courtney	D24/155
8,211,148 B2	7/2012	Zhang et al.	
8,216,285 B2	7/2012	Markworth	
8,246,660 B2	8/2012	Boris et al.	
8,262,705 B2	9/2012	Bray	
8,277,493 B2	10/2012	Farris et al.	
8,328,872 B2	12/2012	Duffield et al.	
8,348,982 B2	1/2013	Baynham et al.	
8,419,795 B2	4/2013	Sweeney	
8,439,593 B2	5/2013	Slater et al.	
8,480,717 B2	7/2013	Michelson	
8,523,920 B2	9/2013	Gause et al.	
8,562,655 B2	10/2013	Butler	
8,591,556 B2	11/2013	Hansell et al.	
8,613,761 B2	12/2013	Lindemann et al.	
8,617,222 B2	12/2013	Shipp et al.	
8,672,984 B2	3/2014	Lindemann et al.	
8,696,721 B2	4/2014	Blain	
8,795,341 B2	8/2014	Walker et al.	
8,795,373 B2	8/2014	Jones et al.	



8,858,603 B1 10/2014 Zufelt
 8,858,604 B2 10/2014 Biyani et al.
 8,882,843 B2 11/2014 Michelson
 8,932,335 B2 1/2015 Humphreys
 8,940,030 B1 1/2015 Stein et al.
 D722,693 S * 2/2015 Kaufmann D24/155
 8,979,910 B2 3/2015 Stanaford et al.
 9,005,288 B2 4/2015 McCormack et al.
 9,005,293 B2 4/2015 Moskowitz et al.
 9,017,412 B2 4/2015 Wolters et al.
 9,028,498 B2 5/2015 Hershgold et al.
 9,107,710 B1 8/2015 Swann
 9,114,023 B2 8/2015 Kana et al.
 9,119,682 B2 9/2015 Stoll et al.
 9,155,572 B2 10/2015 Altarac et al.
 9,179,952 B2 11/2015 Biedermann et al.
 9,180,020 B2 11/2015 Gause et al.
 9,186,189 B2 11/2015 Campbell et al.
 D745,159 S * 12/2015 Lin D24/155
 9,220,548 B2 12/2015 Duong et al.
 9,241,749 B2 1/2016 Lombardo et al.
 9,265,546 B2 2/2016 Blain
 9,277,943 B2 3/2016 Holly et al.
 9,326,803 B2 5/2016 Humphreys
 9,351,768 B2 5/2016 Rinner et al.
 9,364,340 B2 6/2016 Lawson et al.
 9,402,735 B2 8/2016 McDonough et al.
 9,414,935 B2 8/2016 McDonough et al.
 9,421,055 B2 8/2016 Suh
 D767,137 S * 9/2016 Lin D24/155
 9,445,851 B2 9/2016 Walker et al.
 9,451,951 B2 9/2016 Sullivan et al.
 9,468,534 B2 10/2016 Garber et al.
 9,622,875 B2 4/2017 Moskowitz et al.
 9,744,052 B2 8/2017 Moskowitz et al.
 9,814,601 B2 11/2017 Moskowitz et al.
 9,826,973 B2 11/2017 Graul et al.
 9,867,719 B2 1/2018 Moskowitz et al.
 D809,661 S * 2/2018 Mueller D24/155
 9,889,022 B2 2/2018 Moskowitz et al.
 9,937,060 B2 4/2018 Fuhrer et al.
 9,980,826 B2 5/2018 Martynova et al.
 D850,620 S * 6/2019 Tyber A61F 2/4611
 D24/155
 D858,769 S * 9/2019 Barela A61F 2/4455
 D24/155
 D878,589 S * 3/2020 Linder A61B 17/7064
 D24/155
 2004/0133280 A1 7/2004 Trieu
 2006/0293668 A1 12/2006 May et al.
 2007/0123995 A1 5/2007 Thelen et al.
 2009/0182430 A1 * 7/2009 Tyber A61F 2/4465
 623/17.16
 2009/0224023 A1 * 9/2009 Moskowitz A61B 17/7064
 227/181.1
 2010/0016901 A1 1/2010 Robinson
 2010/0168798 A1 * 7/2010 Clineff A61F 2/4611
 606/279
 2010/0292696 A1 11/2010 Chantelot et al.
 2012/0071933 A1 3/2012 DeRidder
 2012/0158068 A1 6/2012 Humphreys
 2012/0277803 A1 11/2012 Remesh et al.
 2013/0197588 A1 8/2013 Abdou
 2014/0046377 A1 2/2014 Hansell et al.
 2014/0214081 A1 7/2014 Schwab et al.
 2015/0066096 A1 3/2015 Bush, Jr. et al.
 2015/0201982 A1 7/2015 Altarac et al.
 2016/0022335 A1 1/2016 Humphreys
 2016/0038309 A1 2/2016 Doyle
 2016/0128737 A1 5/2016 Coric et al.
 2016/0128746 A1 5/2016 Dunaway
 2016/0151171 A1 6/2016 Mozeleski et al.
 2016/0166396 A1 6/2016 McClintock
 2016/0213410 A1 7/2016 Humphreys
 2016/0228156 A1 8/2016 Morris et al.
 2016/0228165 A1 8/2016 Walker et al.
 2016/0250037 A1 9/2016 Duffield et al.
 2016/0270832 A1 9/2016 Bush, Jr. et al.
 2016/0324554 A1 11/2016 Suh

2017/0049579 A1 2/2017 Quinlan et al.
 2018/0055651 A1 3/2018 Moskowitz et al.
 2018/0318099 A1 * 11/2018 Altarac A61F 2/4455

FOREIGN PATENT DOCUMENTS

EP 2688520 B1 9/2017
 JP 2016524988 A 8/2016
 WO WO2007136452 A3 7/2008
 WO WO2010078488 A2 7/2010
 WO WO2013098828 A1 7/2013
 WO WO2014094551 A1 6/2014
 WO WO2015025108 A1 2/2015
 WO WO2015051119 A1 4/2015

OTHER PUBLICATIONS

X-Spine, “Irix-C”, first available 2016. (<https://www.thespinemarketgroup.com/wp-content/uploads/2018/02/Irix-C-Brochure-Rev-D.pdf>) (Year: 2016).*
 Watson, “Intervertebral Fusion Cage”, first accessed Dec. 9, 2020. (http://m.waston-med.com/sdm/2944992/4/pd/20930735-2955461/Intervertebral_Fusion_Cage_Cervical.html) (Year: 2020).*
 Globus Medical, “Hedron IC”, first available Aug. 9, 2020. (<https://web.archive.org/web/20200809114908/https://www.globusmedical.com/products/hedron-ic/>) (Year: 2020).*
 Indiamart, Apex Mediequip Titanium, first accessed Dec. 9, 2020. (<https://www.indiamart.com/proddetail/cervical-impacted-fusion-bone-screw-15795515148.html>) (Year: 2020).*

* cited by examiner

Primary Examiner — April Rivas
Assistant Examiner — Justin A Johnson
 (74) *Attorney, Agent, or Firm* — David Meibos;
 Maywood IP Law

(57) CLAIM

The ornamental design for a spinal fusion cage, as shown and described.

DESCRIPTION

FIG. 1 is a front, left, and top isometric view of a spinal fusion cage in an unlocked configuration.
 FIG. 2 is a rear, right, and top isometric view of the spinal fusion cage in the unlocked configuration.
 FIG. 3 is a front elevation view of the spinal fusion cage in the unlocked configuration.
 FIG. 4 is a rear elevation view of the spinal fusion cage in the unlocked configuration.
 FIG. 5 is a left elevation view of the spinal fusion cage in the unlocked configuration.
 FIG. 6 is a right elevation view of the spinal fusion cage in the unlocked configuration.
 FIG. 7 is a top plan view of the spinal fusion cage in the unlocked configuration.
 FIG. 8 is a bottom plan view of the spinal fusion cage in the unlocked configuration.
 FIG. 9 is a front, left, and top isometric view of a spinal fusion cage in a locked configuration.
 FIG. 10 is a rear, right, and top isometric view of the spinal fusion cage in the locked configuration.
 FIG. 11 is a front elevation view of the spinal fusion cage in the locked configuration.
 FIG. 12 is a rear elevation view of the spinal fusion cage in the locked configuration.

FIG. **13** is a left elevation view of the spinal fusion cage in the locked configuration.

FIG. **14** is a right elevation view of the spinal fusion cage in the locked configuration.

FIG. **15** is a top plan view of the spinal fusion cage in the locked configuration; and,

FIG. **16** is a bottom plan view of the spinal fusion cage in the locked configuration.

The broken lines represent portions of the spinal fusion cage and form no part of the claimed design.

1 Claim, 12 Drawing Sheets

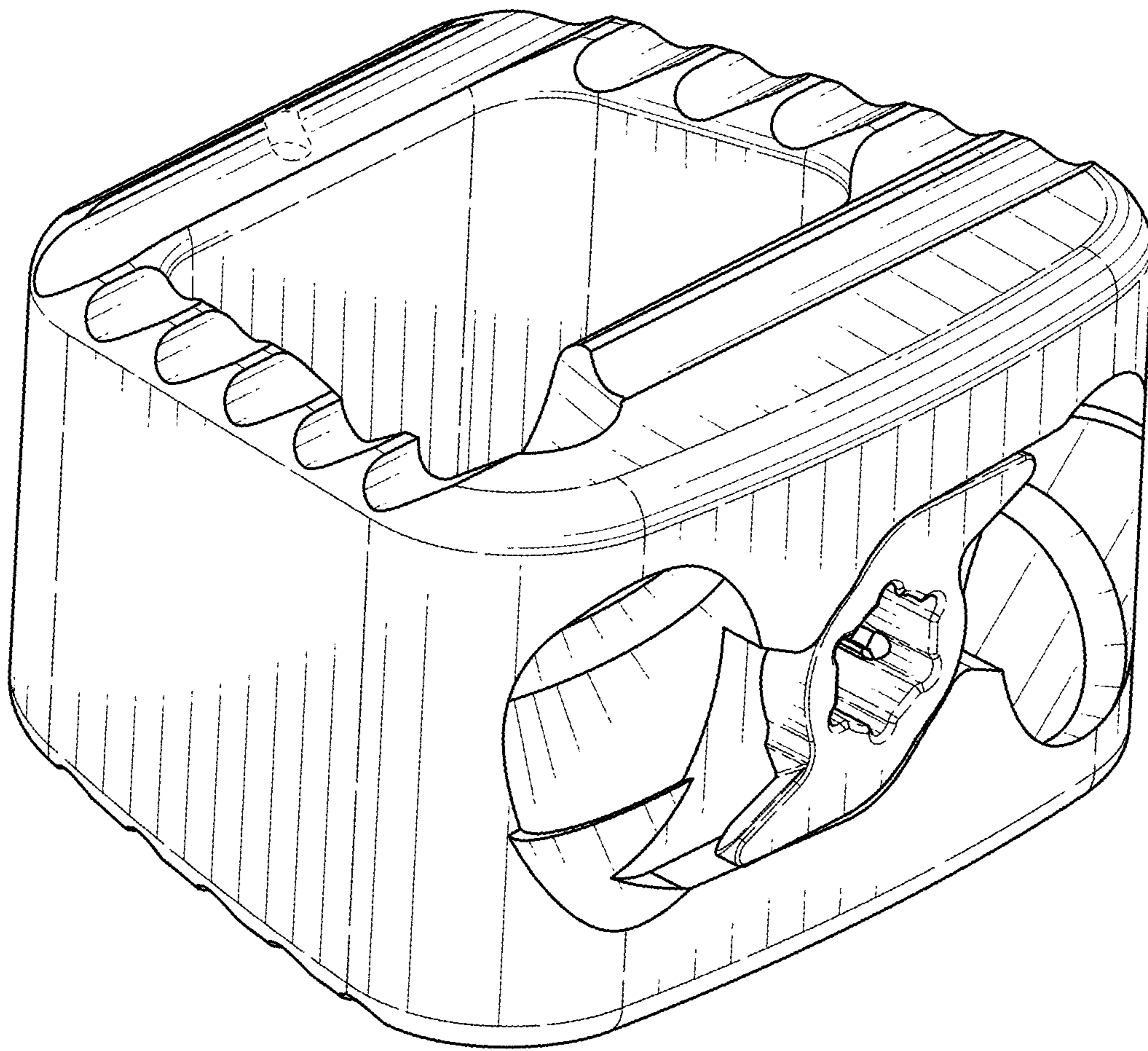


FIG. 1

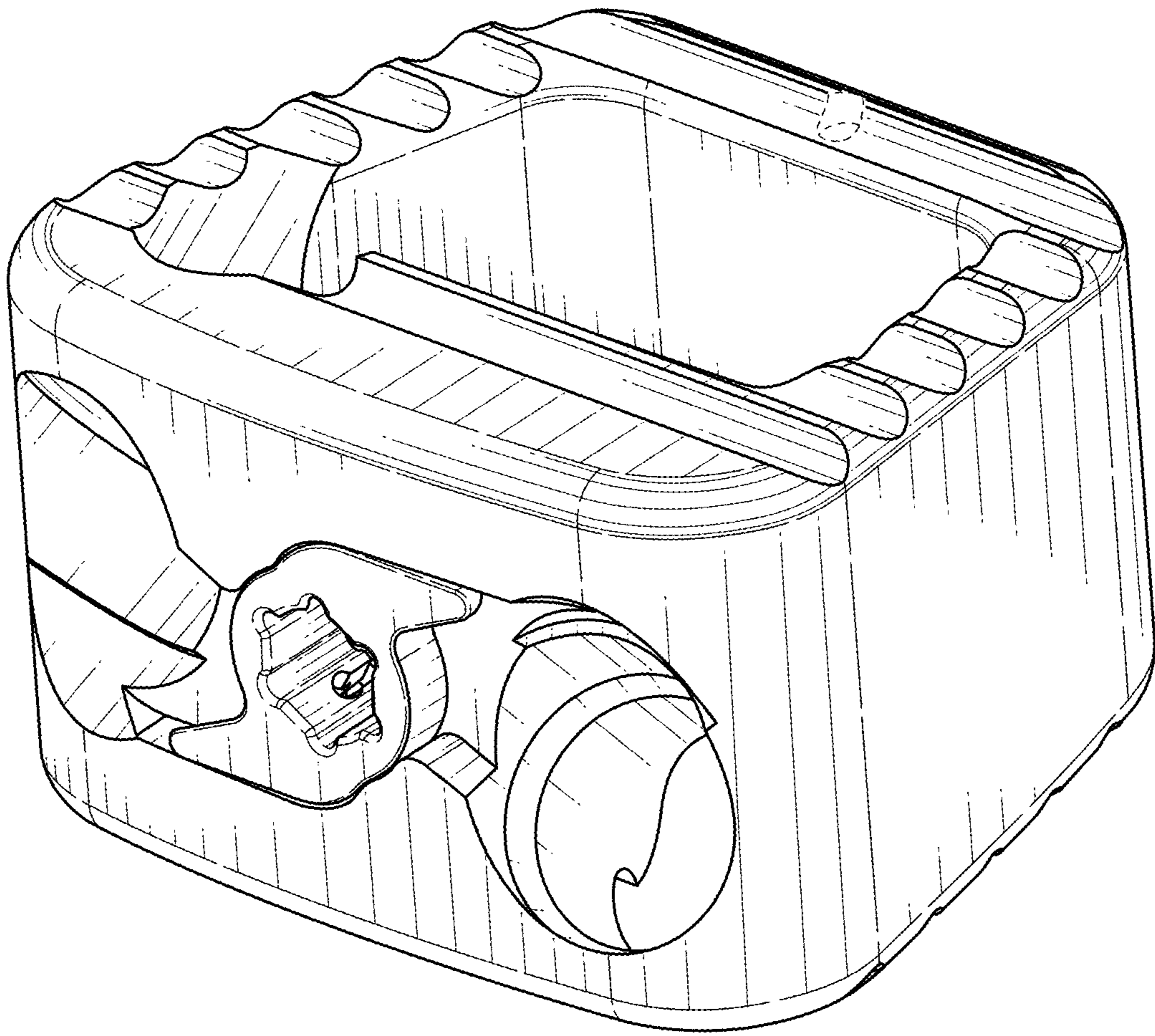


FIG. 2

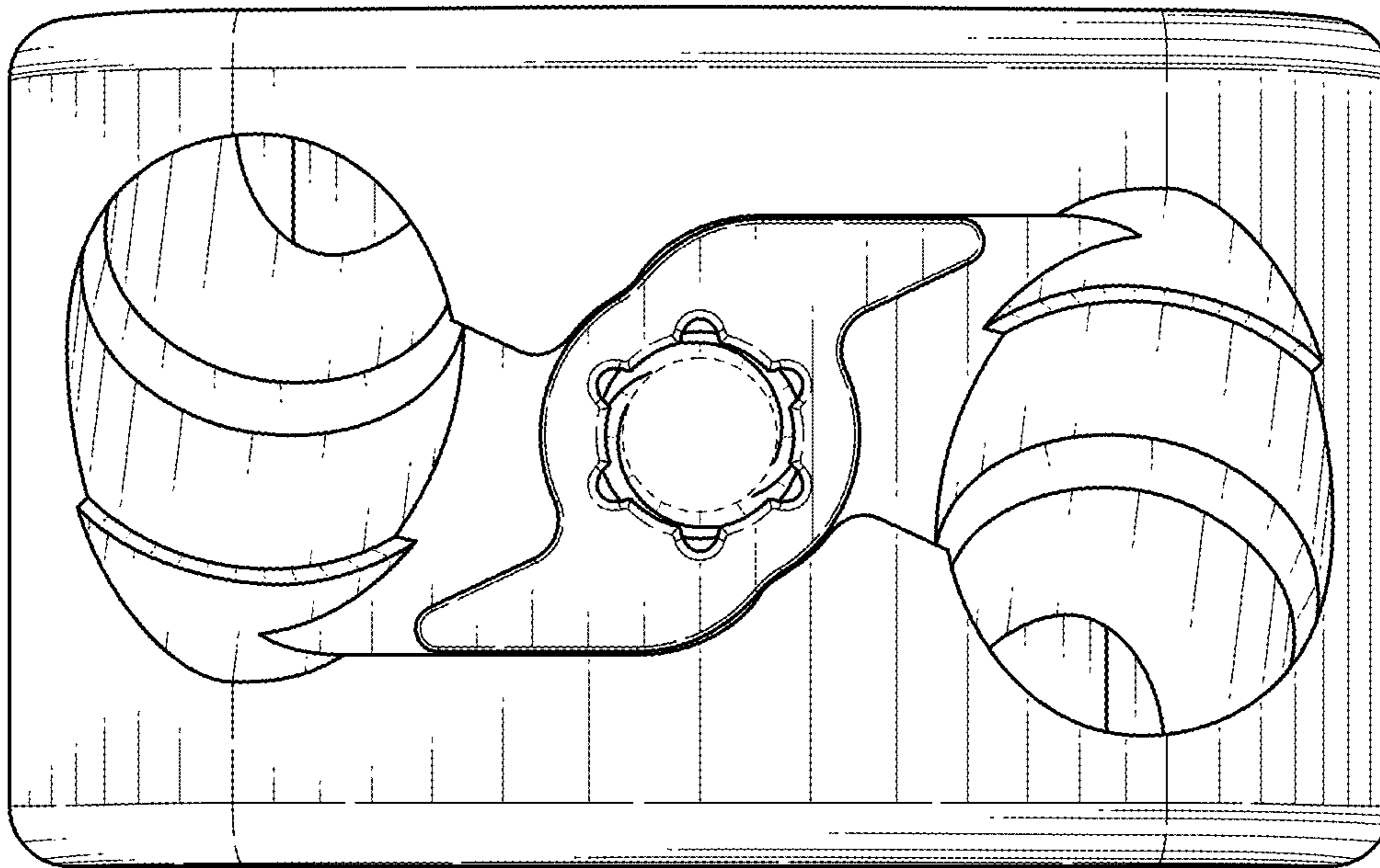


FIG. 3

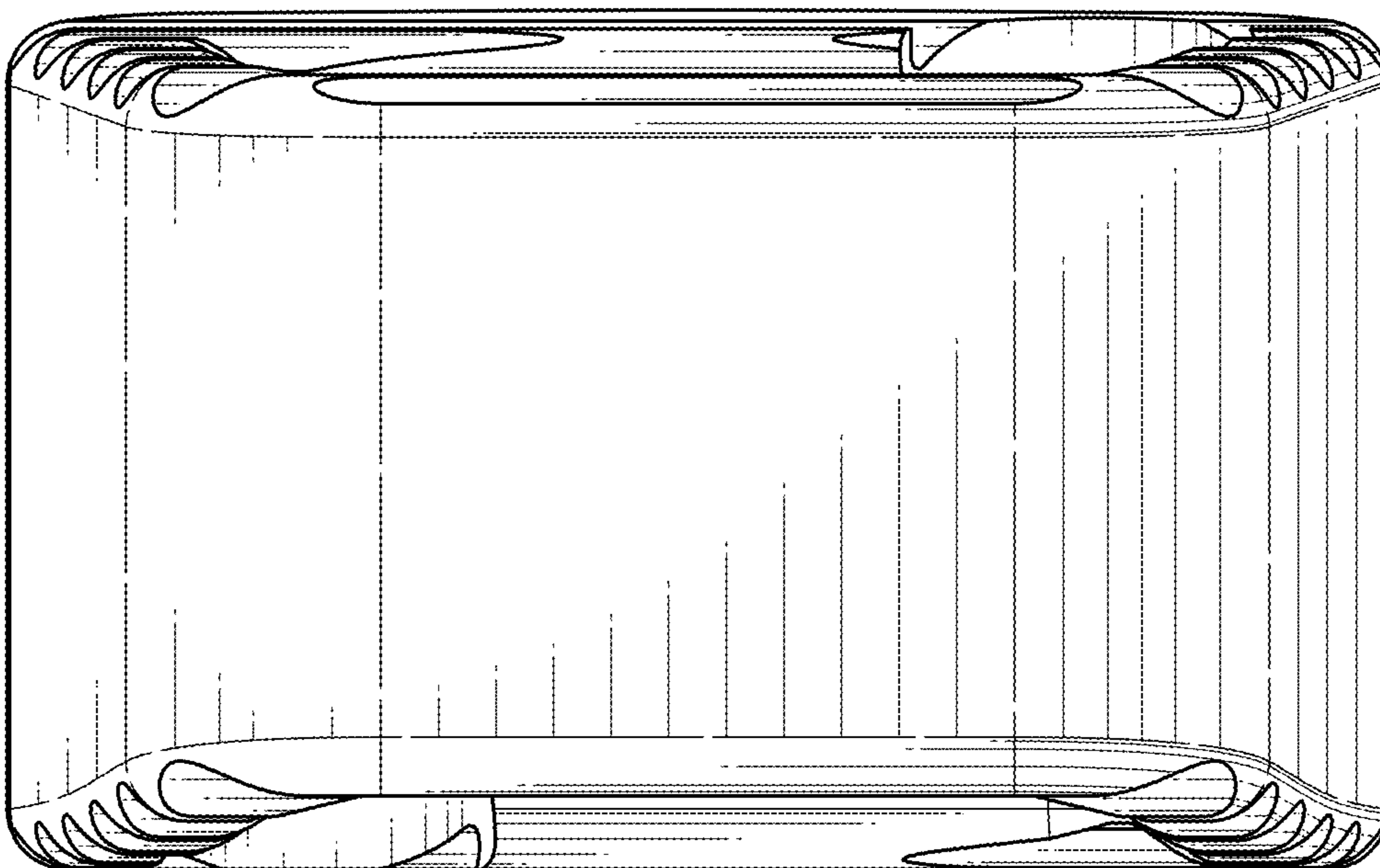


FIG. 4

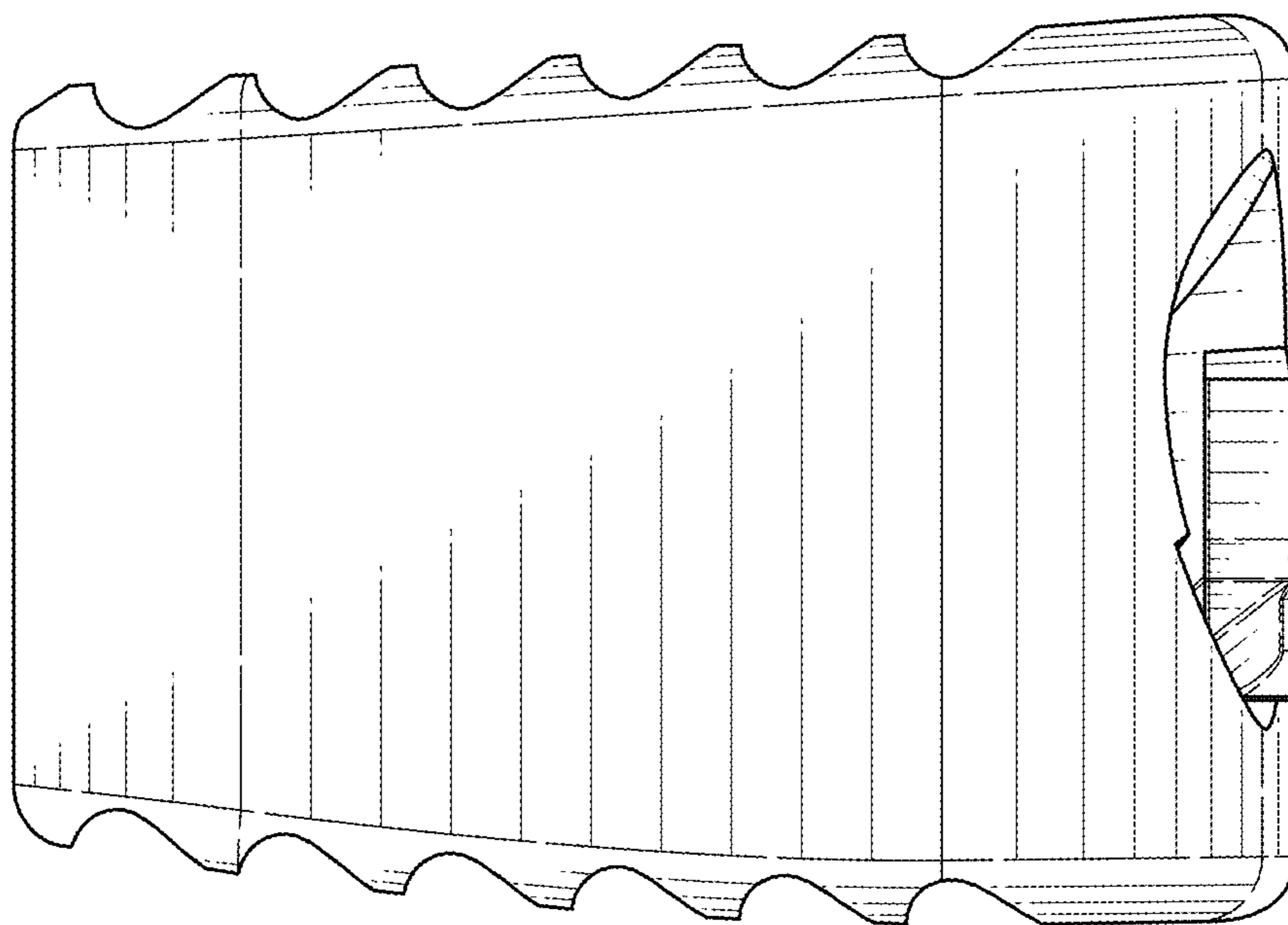


FIG. 5

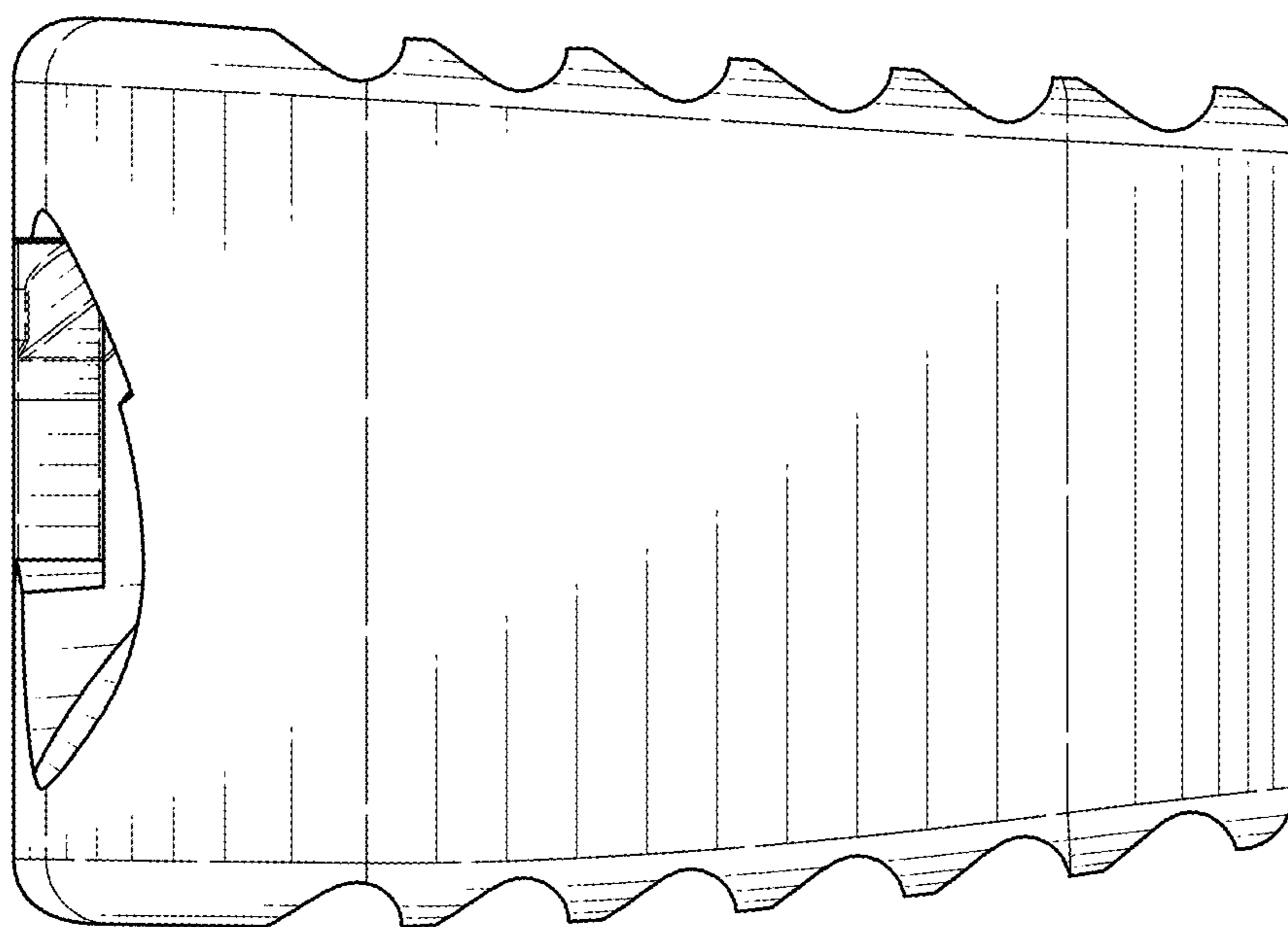


FIG. 6

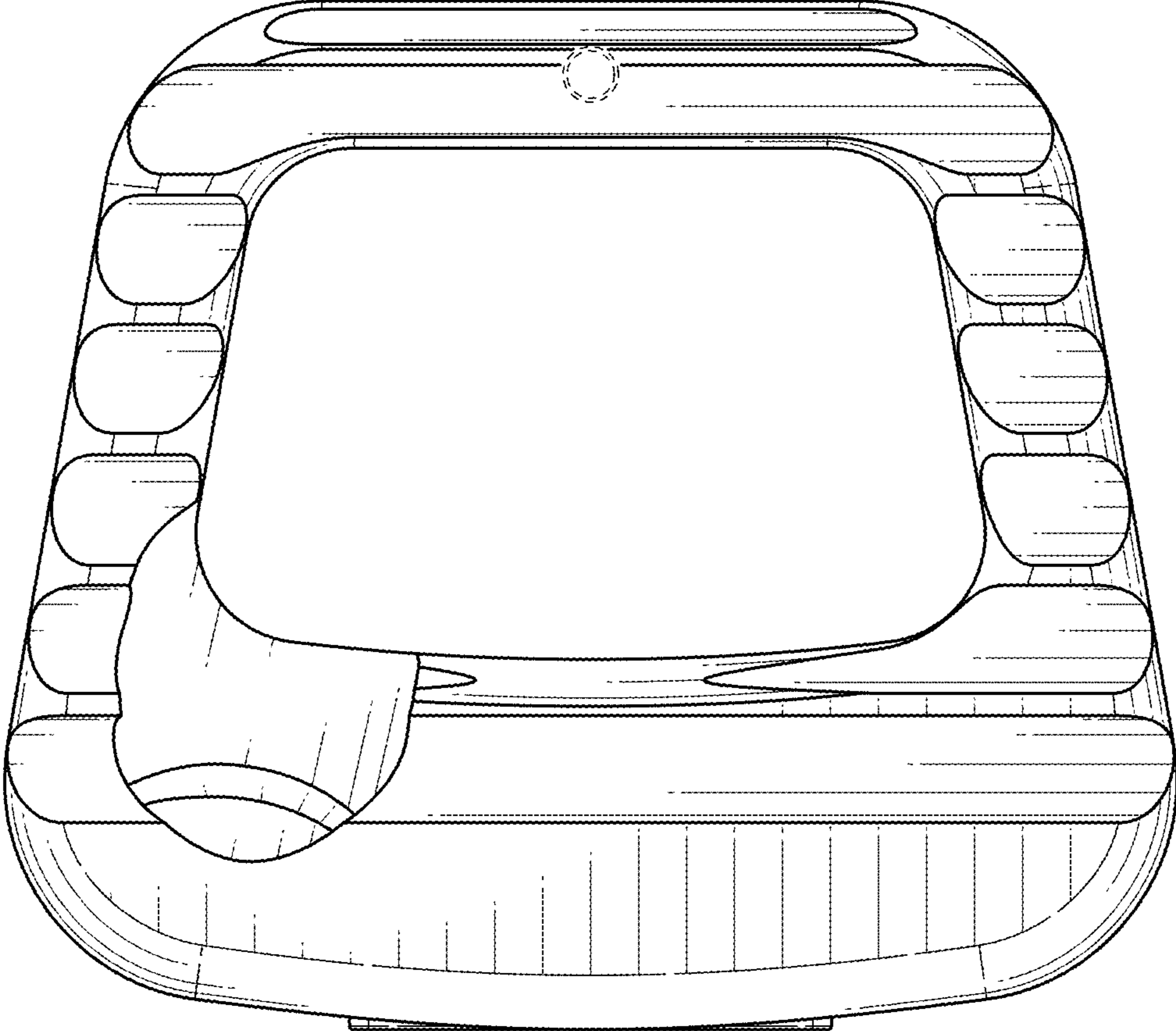


FIG. 7

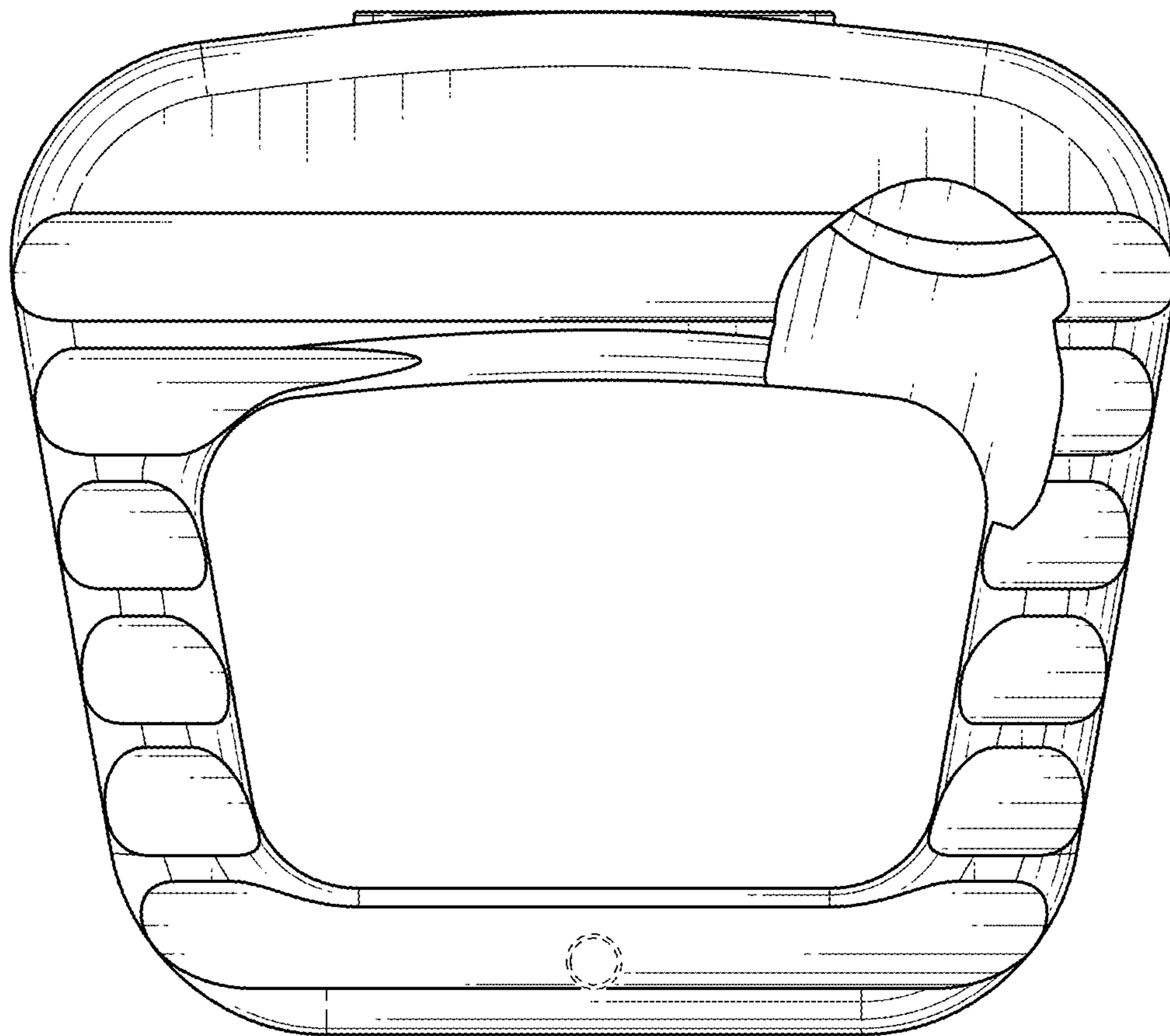


FIG. 8

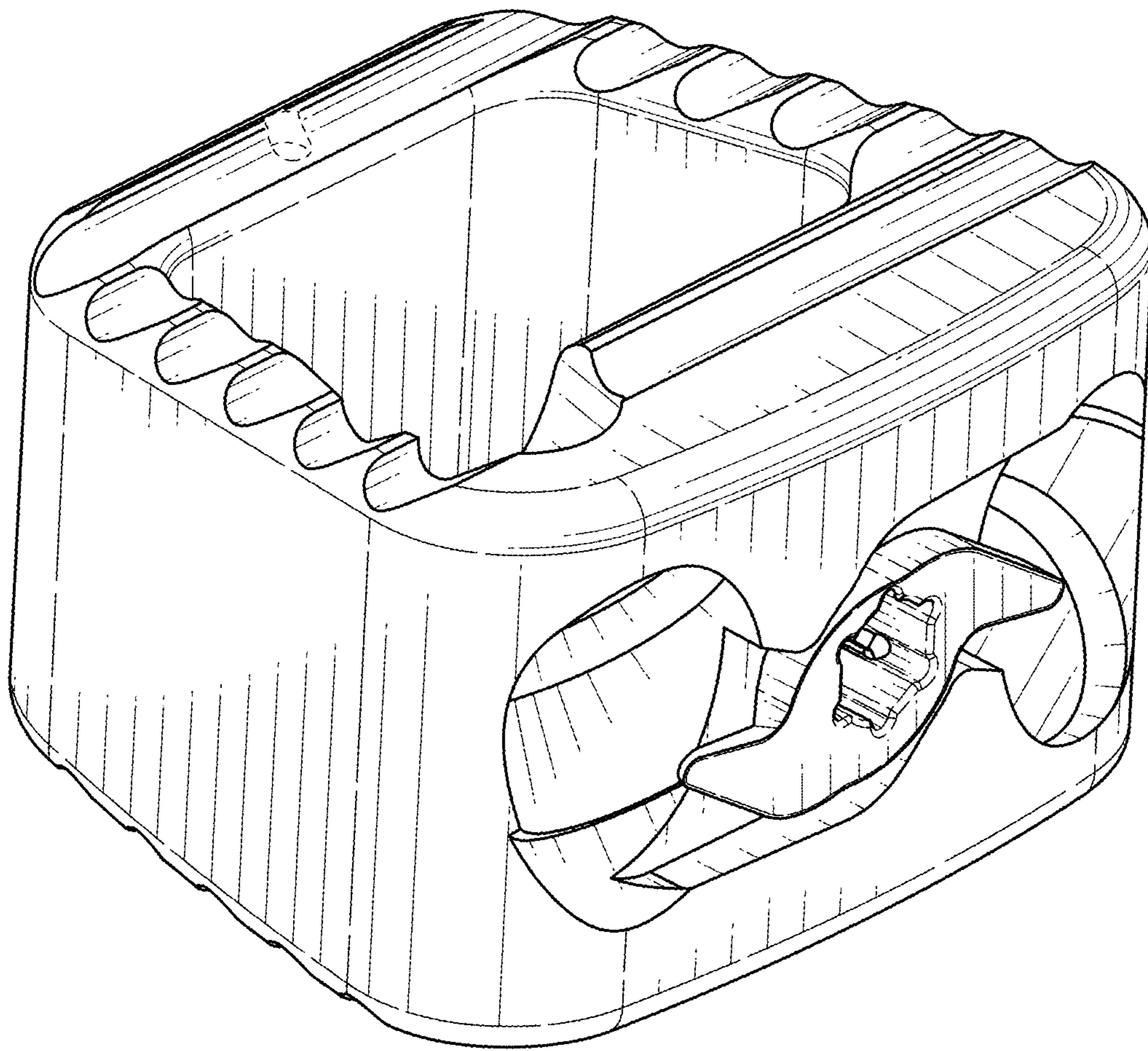


FIG. 9

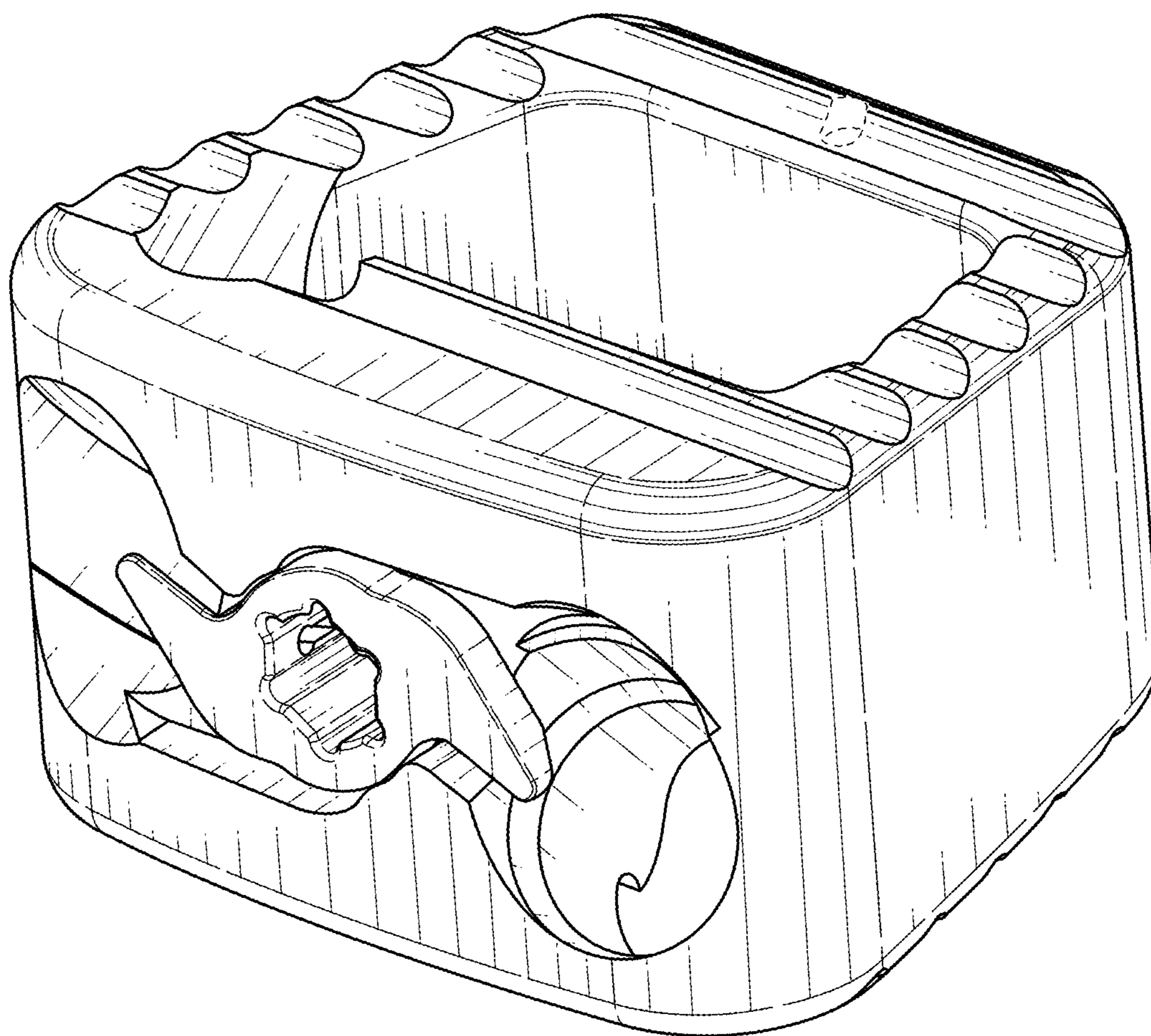


FIG. 10

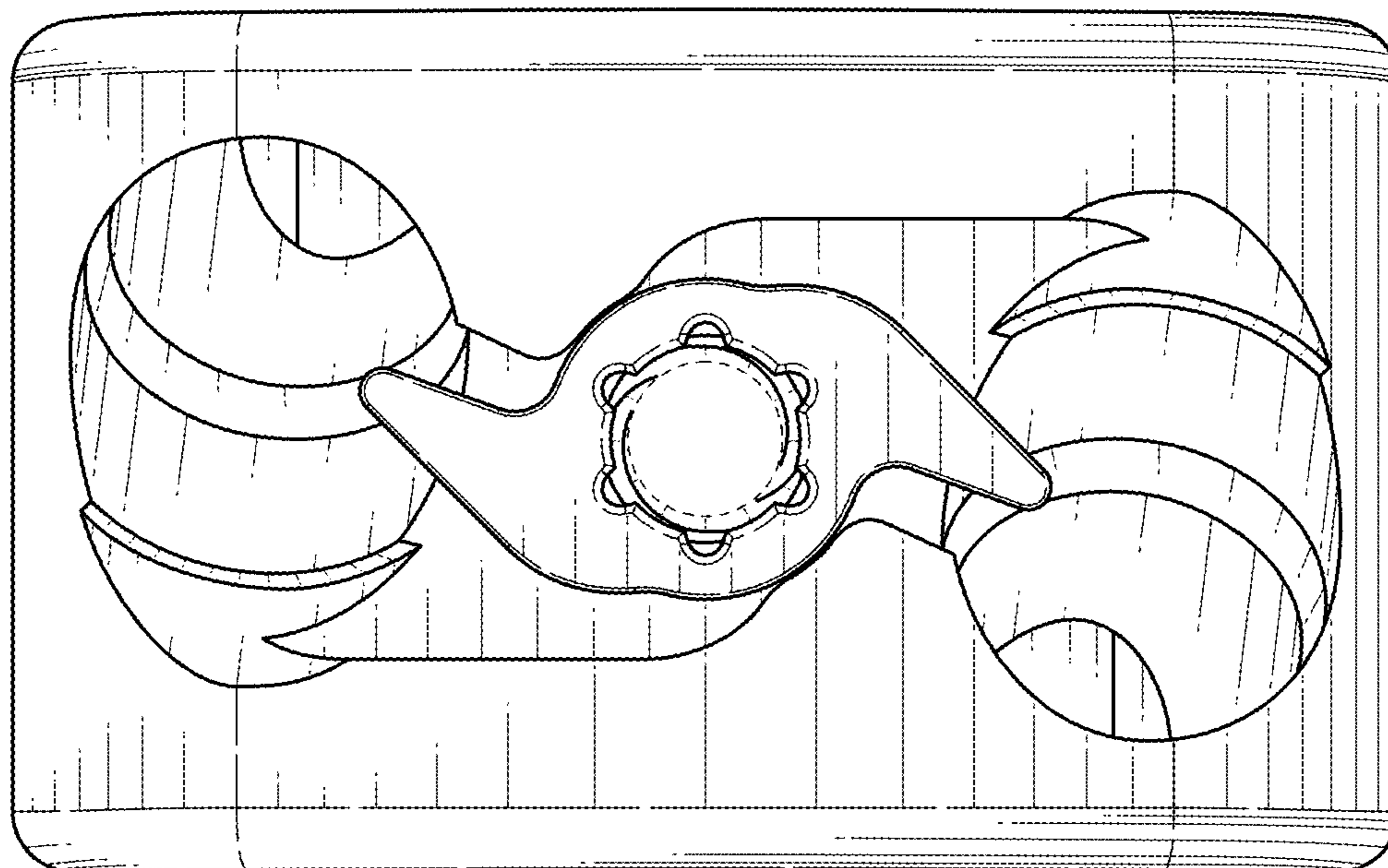


FIG. 11

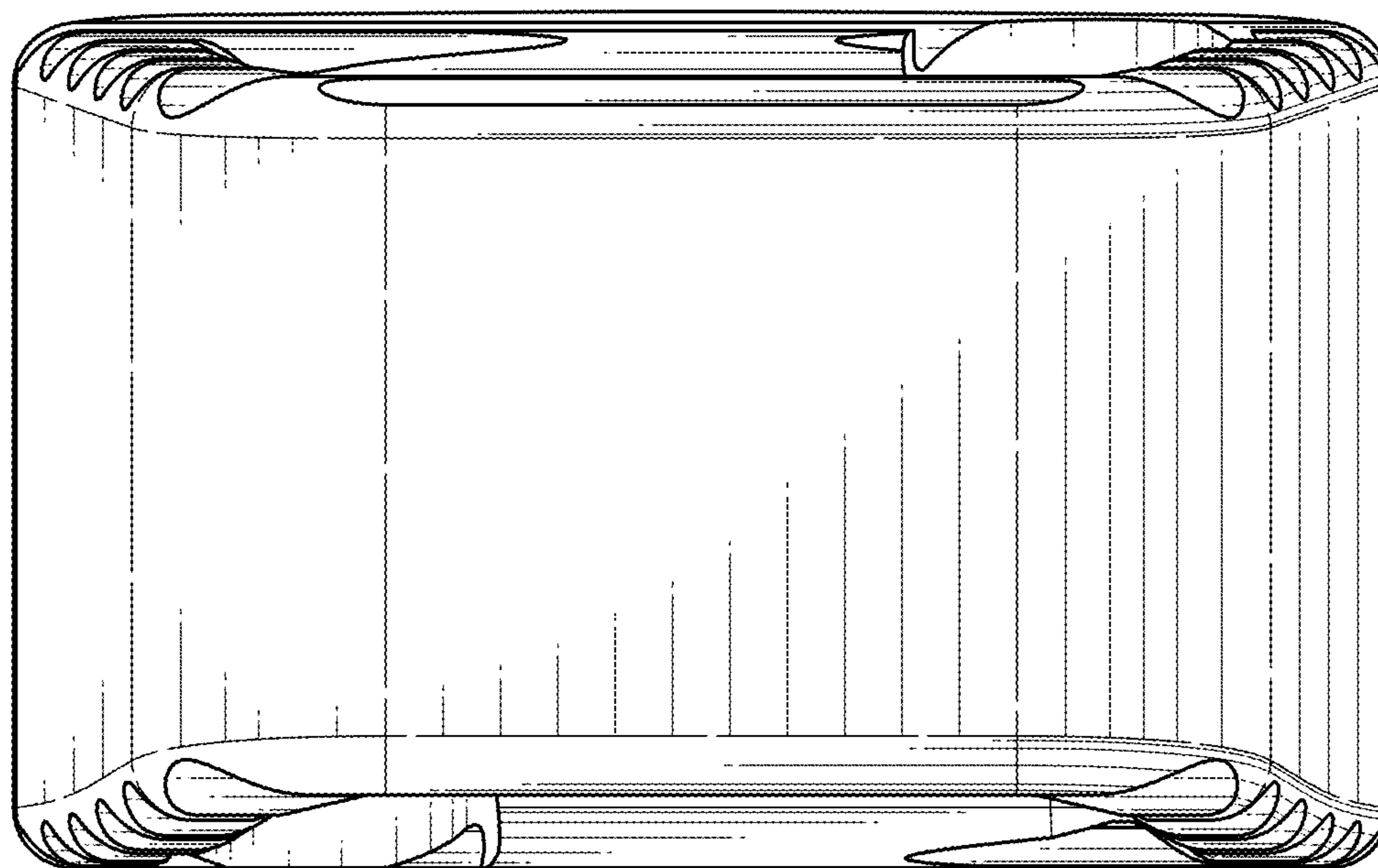


FIG. 12

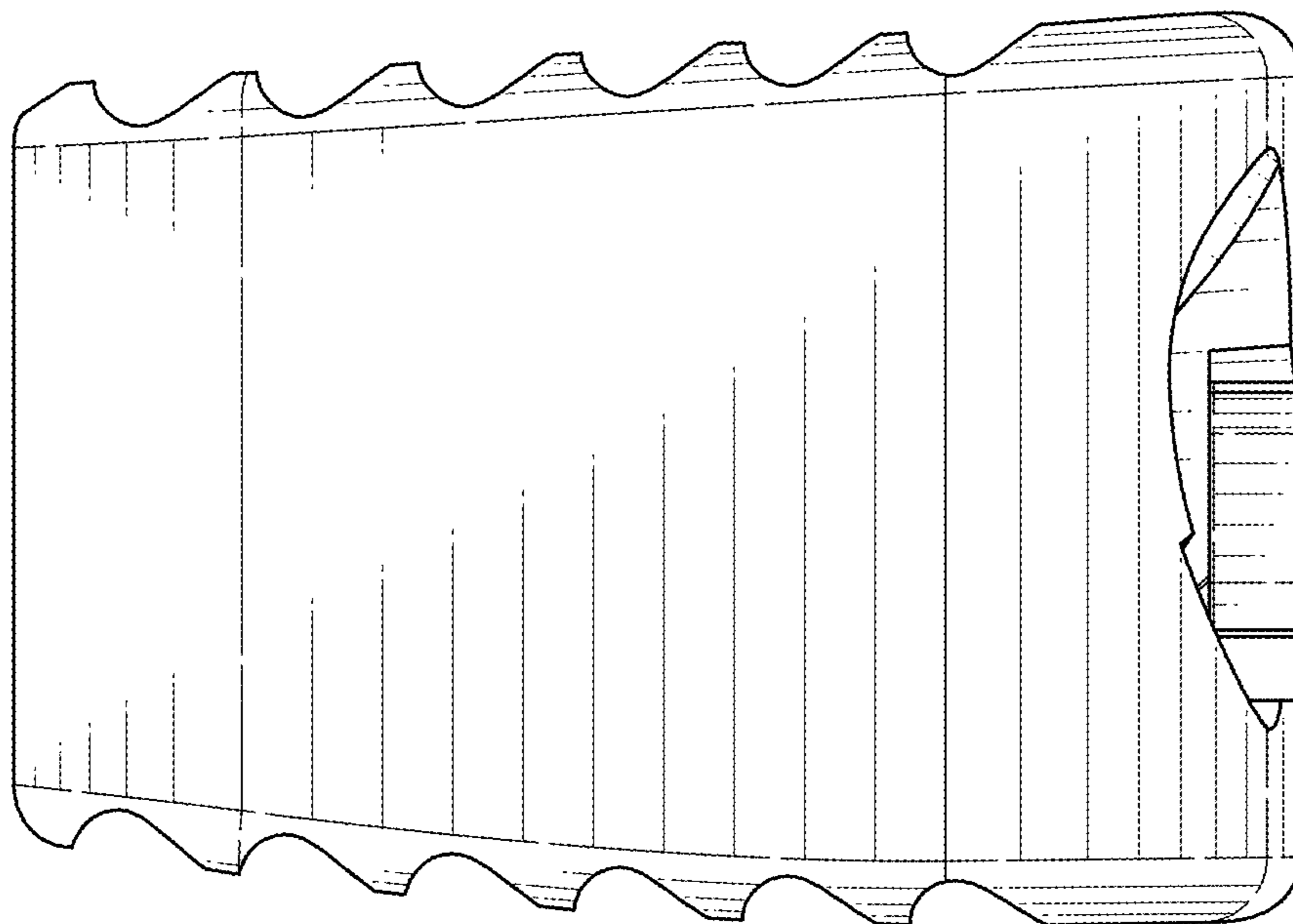


FIG. 13

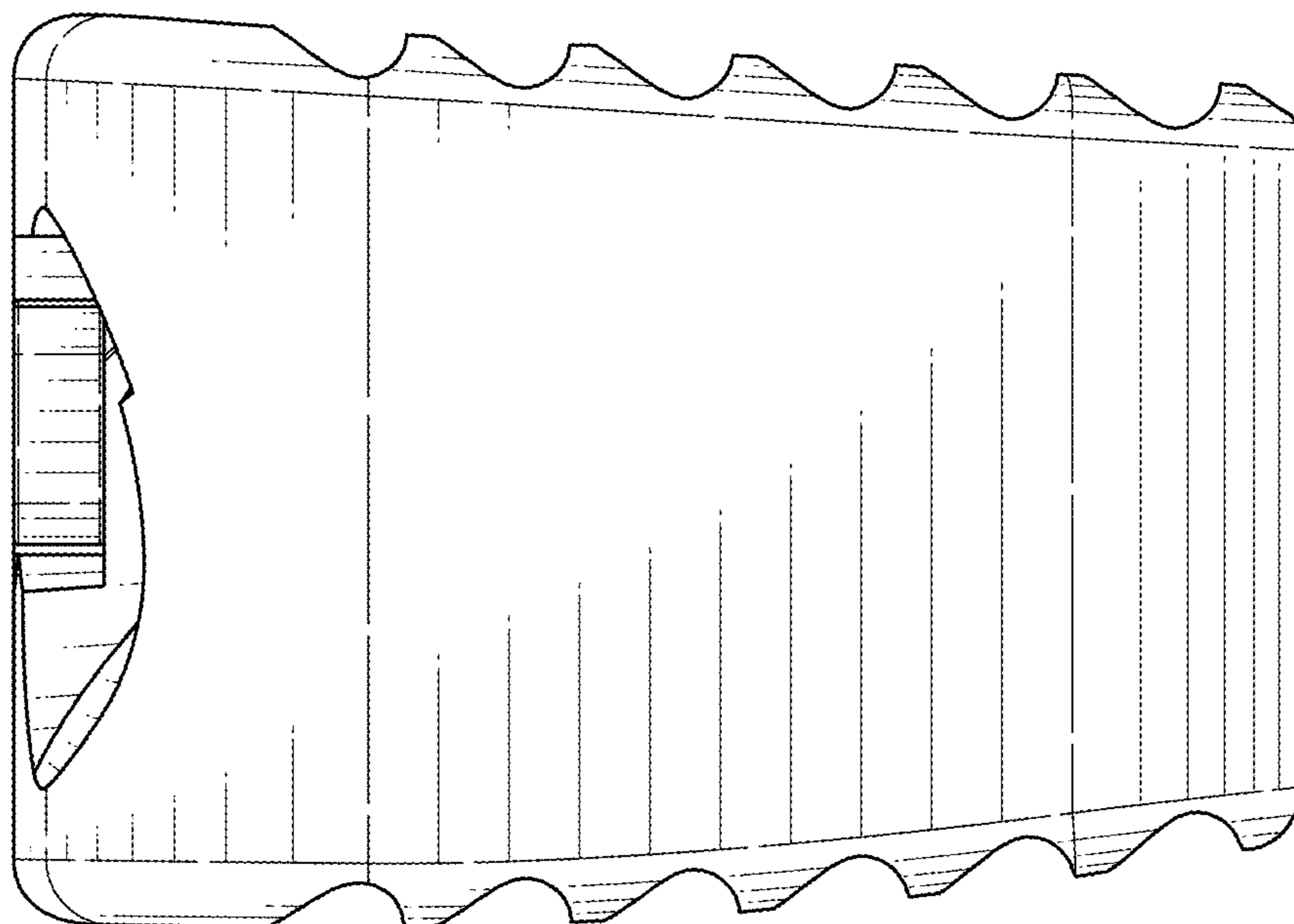


FIG. 14

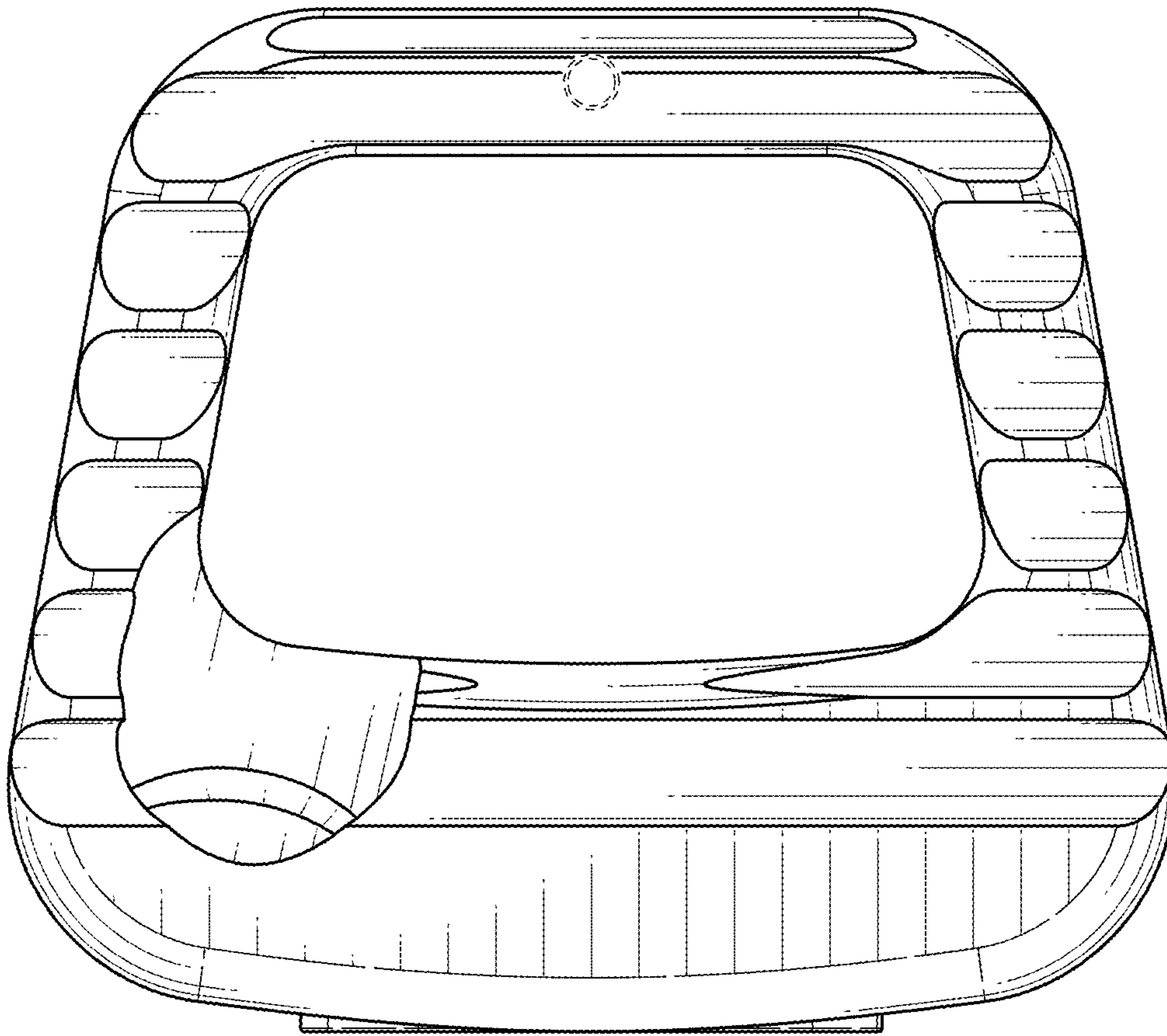


FIG. 15

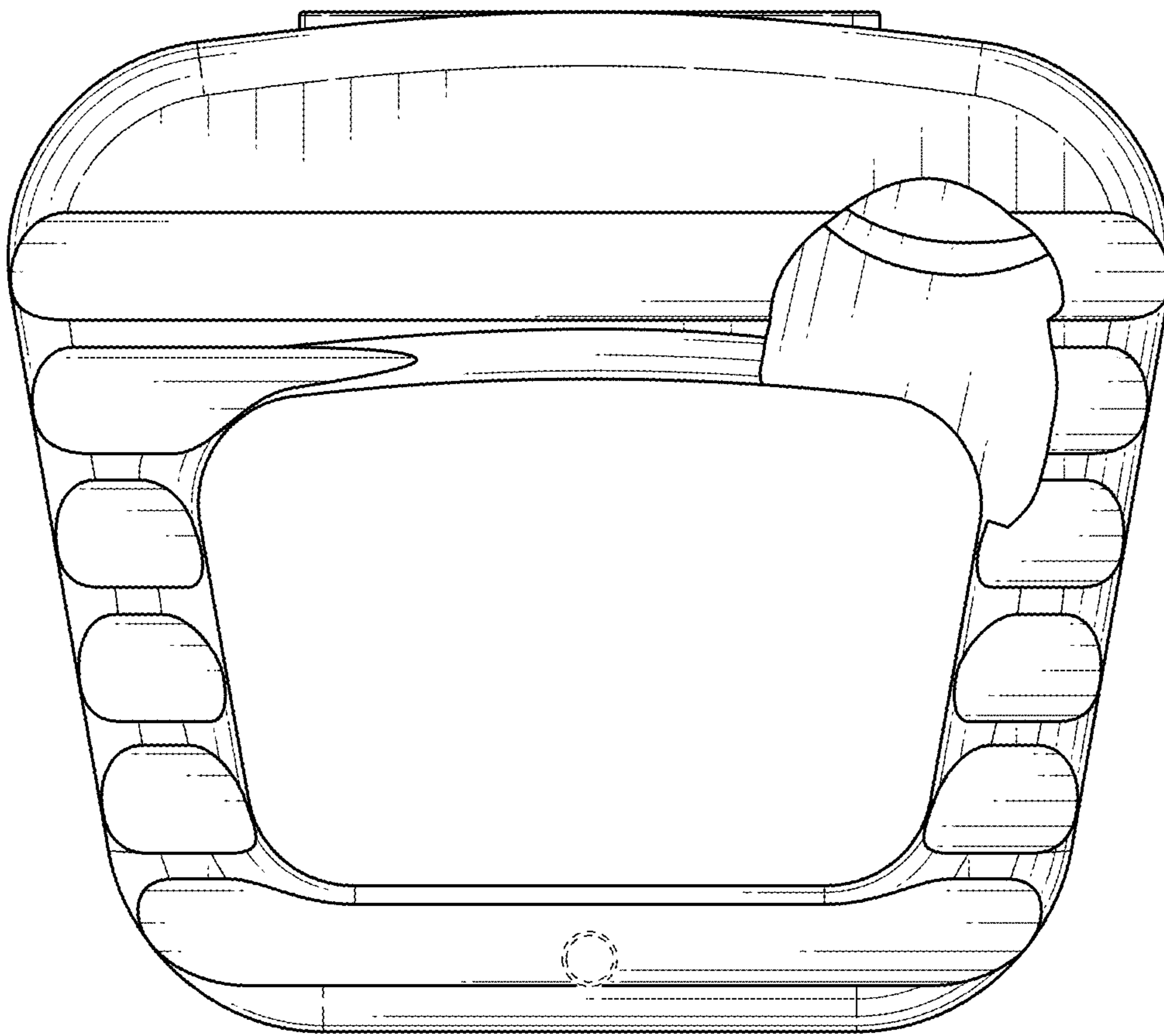


FIG. 16