



US00D925709S

(12) **United States Design Patent**
Koike et al.

(10) **Patent No.:** **US D925,709 S**
(45) **Date of Patent:** **** Jul. 20, 2021**

- (54) **GASKET**
- (71) Applicant: **NIPPON PILLAR PACKING CO., LTD.**, Osaka (JP)
- (72) Inventors: **Tomoyuki Koike**, Osaka (JP); **Atsushi Nakano**, Osaka (JP); **Tomohiro Adachi**, Osaka (JP); **Toshihide Iida**, Osaka (JP)
- (73) Assignee: **NIPPON PILLAR PACKING CO., LTD.**, Osaka (JP)

3,118,681 A * 1/1964 Fuehrer F16J 15/3232
277/435

3,854,737 A 12/1974 Gilliam, Sr.
4,195,849 A 4/1980 Taft
D256,046 S * 7/1980 Perrin D23/269
4,480,861 A * 11/1984 Cann, Jr. F16L 23/024
285/334.2

(Continued)

FOREIGN PATENT DOCUMENTS

JP 379577 S 4/1949
JP 2006-83972 A 3/2006

- (**) Term: **15 Years**
- (21) Appl. No.: **29/743,330**
- (22) Filed: **Jul. 21, 2020**

Related U.S. Application Data

- (62) Division of application No. 29/664,534, filed on Sep. 26, 2018, now Pat. No. Des. 894,350.

(30) **Foreign Application Priority Data**

Mar. 30, 2018 (JP) 2018-007013
Sep. 6, 2018 (JP) 2018-019477

- (51) **LOC (13) Cl.** **23-01**
- (52) **U.S. Cl.**
USPC **D23/269**

- (58) **Field of Classification Search**
USPC D23/259, 262, 269; D15/5, 148, 138,
D15/143; 277/491, 566, 608-610, 612,
277/639, 641, 924, 348-353, 435-436,
277/453, 587
CPC F16J 15/3232
See application file for complete search history.

(56) **References Cited**

U.S. PATENT DOCUMENTS

1,463,360 A 7/1923 Foote
D196,724 S 10/1963 Davis, Jr.

OTHER PUBLICATIONS

Japanese Office Action dated Dec. 18, 2018 issued in corresponding JP 2018-007013 application (2 pages).

(Continued)

Primary Examiner — Amy C Wierenga

(74) *Attorney, Agent, or Firm* — Millen, White, Zelano & Branigan, PC; Ryan Pool


(57) **CLAIM**

The ornamental design for a gasket, as shown and described.

DESCRIPTION

FIG. 1 illustrates a front elevational view of a gasket showing our new design;
FIG. 2 illustrates a top plan view thereof;
FIG. 3 illustrates a side elevational view thereof;
FIG. 4 illustrates a cross-sectional view of the gasket taken along line 4-4 in FIG. 1;
FIG. 5 illustrates a front perspective view thereof; and,
FIG. 6 illustrates the FIG. 4 cross-sectional view of the gasket shown in an environmental position of use.
The broken lines in the drawings illustrate environment that forms no part of the claimed design.

1 Claim, 6 Drawing Sheets



(56)

References Cited

U.S. PATENT DOCUMENTS

4,526,385	A	7/1985	Wheeler	
4,610,470	A *	9/1986	Perrine	F16L 37/0925 285/321
5,002,290	A	3/1991	Pernin	
5,009,435	A *	4/1991	Villanyi	F16J 15/3232 277/552
5,308,090	A	5/1994	Hamada et al.	
D372,765	S	8/1996	Sisk	
6,123,338	A	9/2000	Edelmann et al.	
D449,621	S	10/2001	Hamlin	
6,769,697	B1	8/2004	Ishikawa et al.	
D568,350	S	5/2008	Tembreull et al.	
D571,440	S *	6/2008	Kanao	D23/262
D572,348	S *	7/2008	Arosio	D15/5
D574,934	S *	8/2008	Darce	D23/269
D598,988	S	8/2009	Jaccoby et al.	
D607,091	S *	12/2009	Weston	D23/269
D643,912	S	8/2011	Bowman et al.	
D646,764	S	10/2011	Rusconi	
D648,427	S	11/2011	Bowman et al.	
D648,836	S *	11/2011	Drenth	D23/269
D681,176	S *	4/2013	Chacko	D23/269
D692,391	S *	10/2013	Kim	D13/154
D696,751	S	12/2013	Beagen, Jr.	
D749,702	S	2/2016	Rohn et al.	
D822,181	S	7/2018	Nakagawa	
D828,524	S	9/2018	Sugatani et al.	
D894,350	S *	8/2020	Koike	D23/269

OTHER PUBLICATIONS

English Machine Translation of JP 2006-083972 A published Mar. 30, 2006.

* cited by examiner

Fig. 1

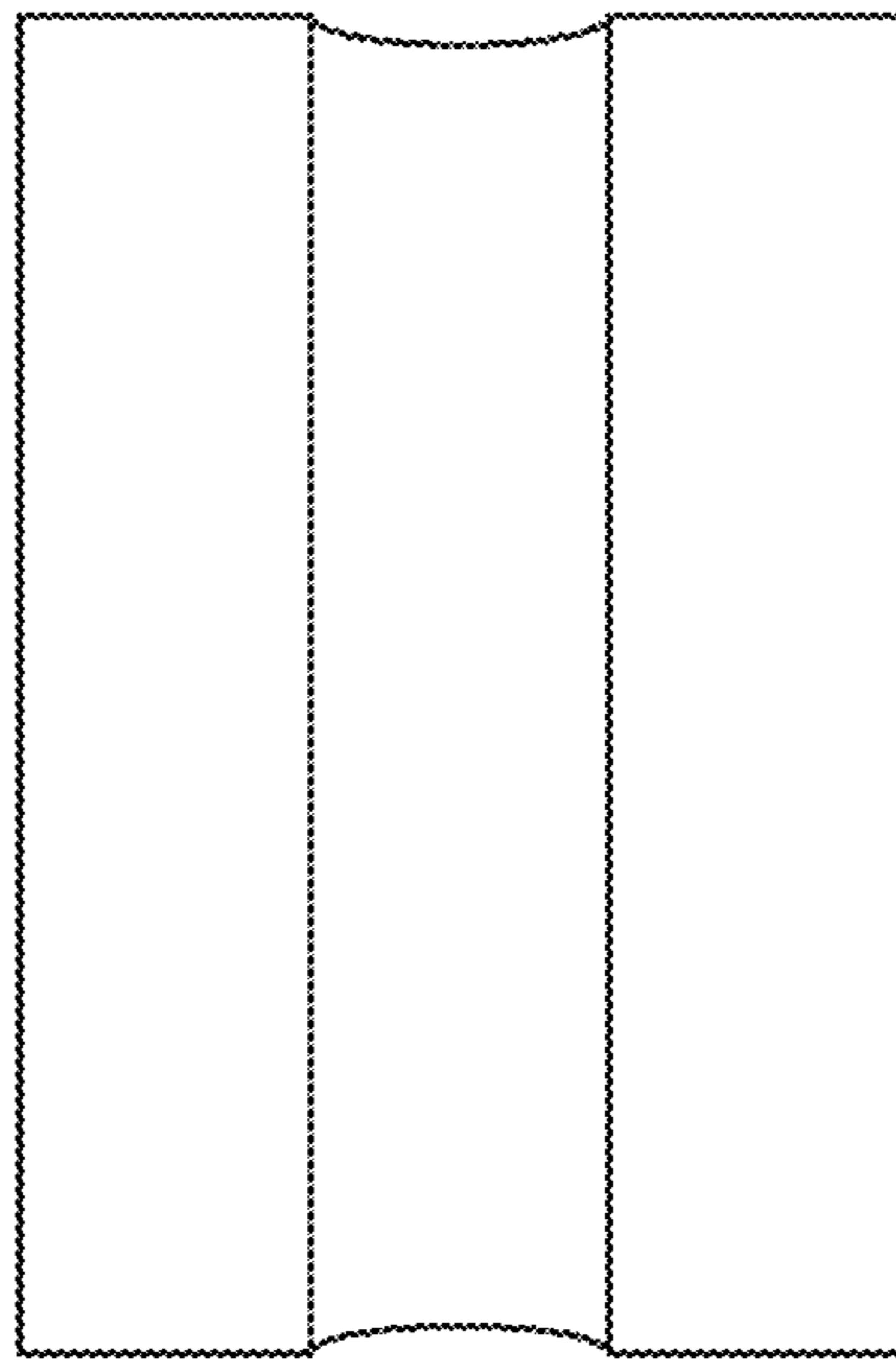


Fig. 2

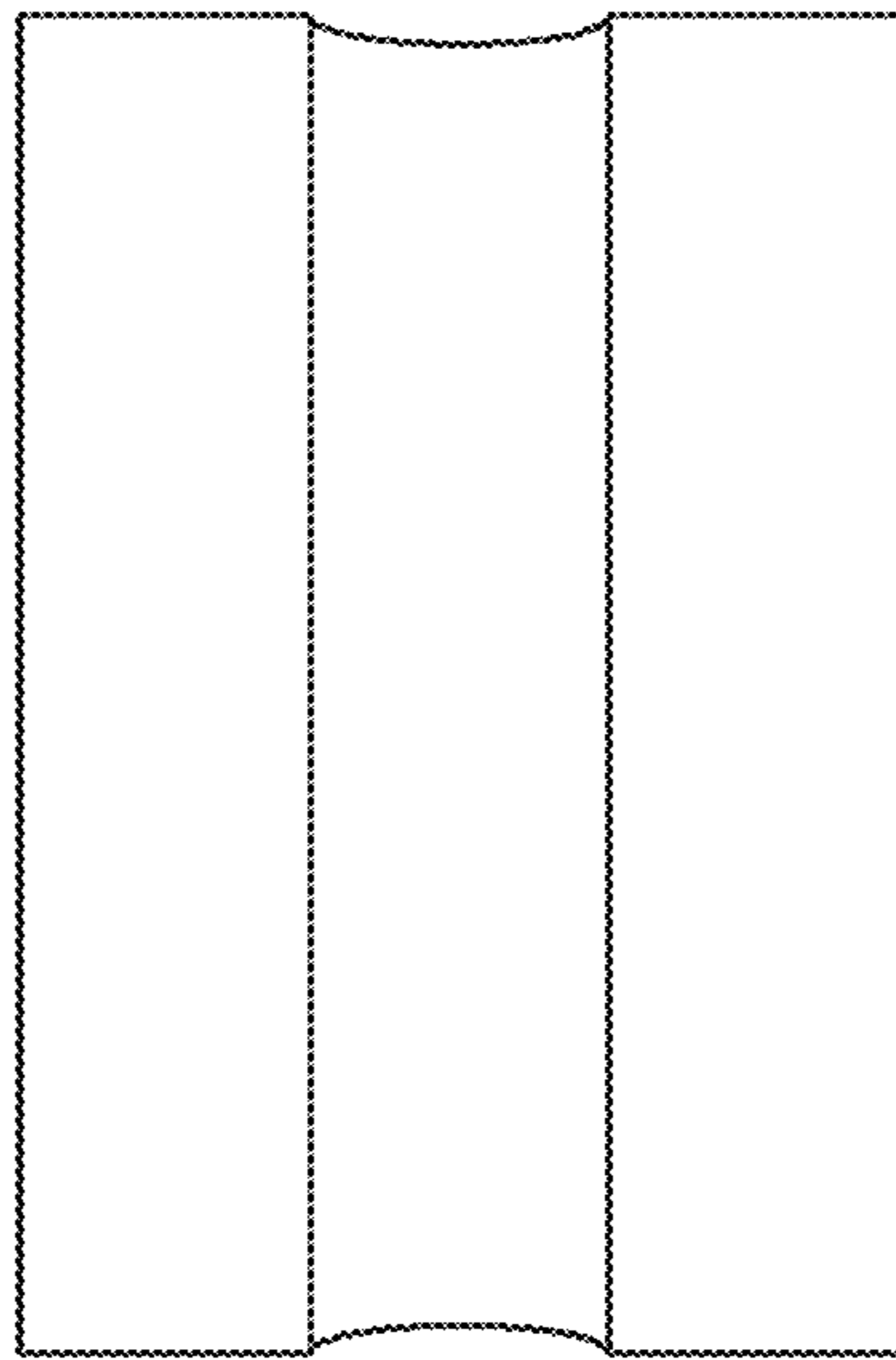


Fig. 3

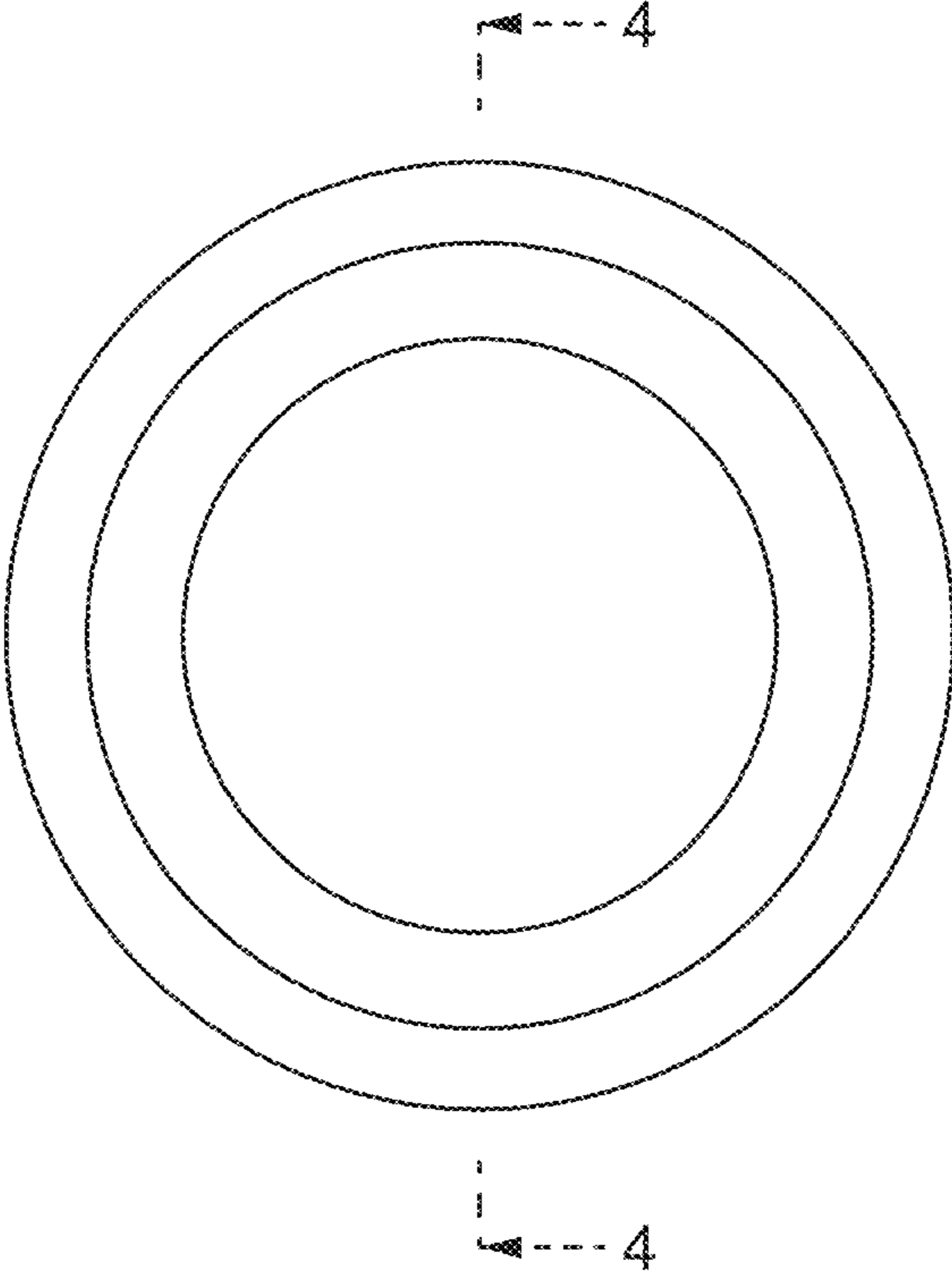


Fig. 4

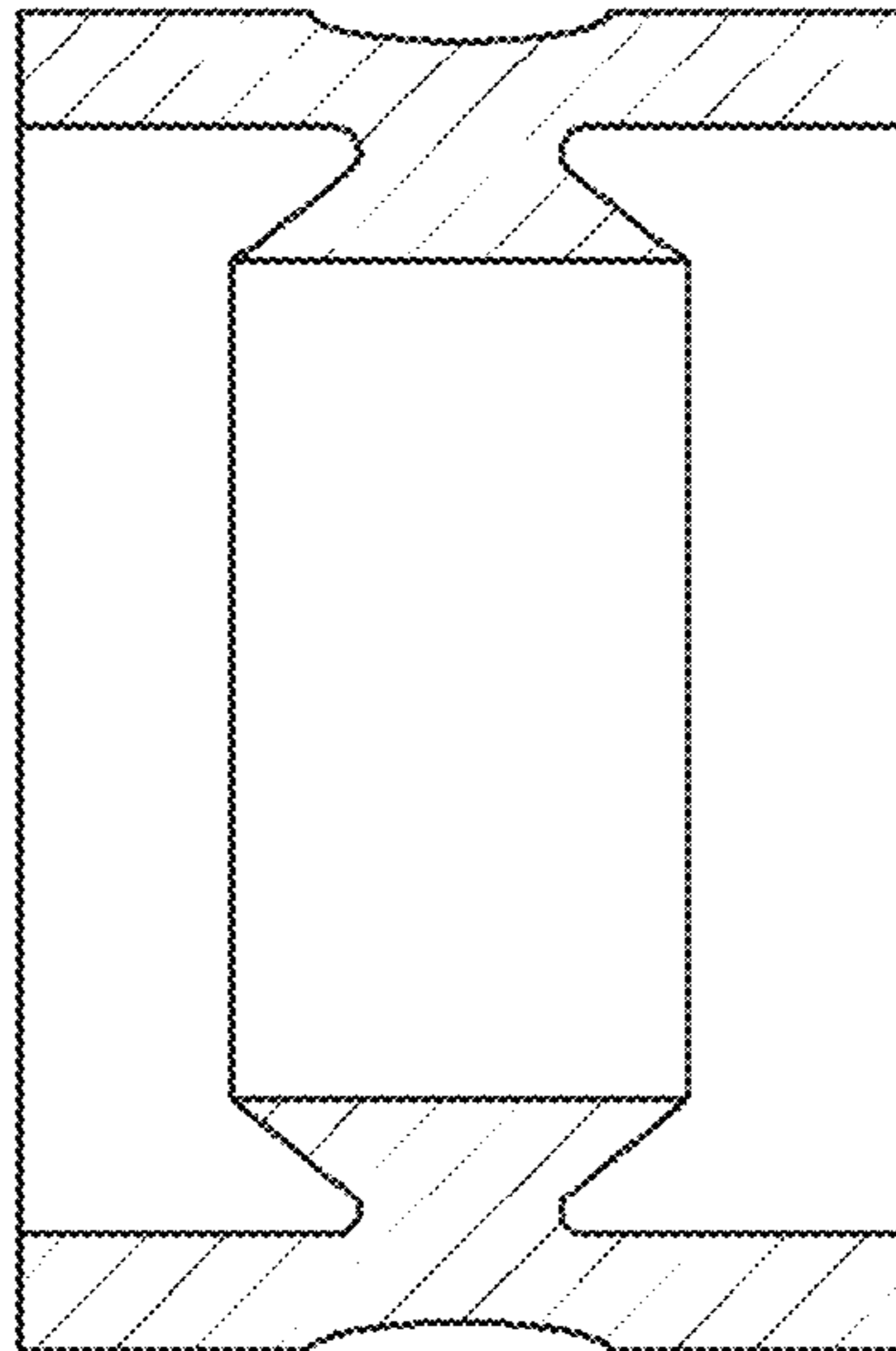


Fig. 5

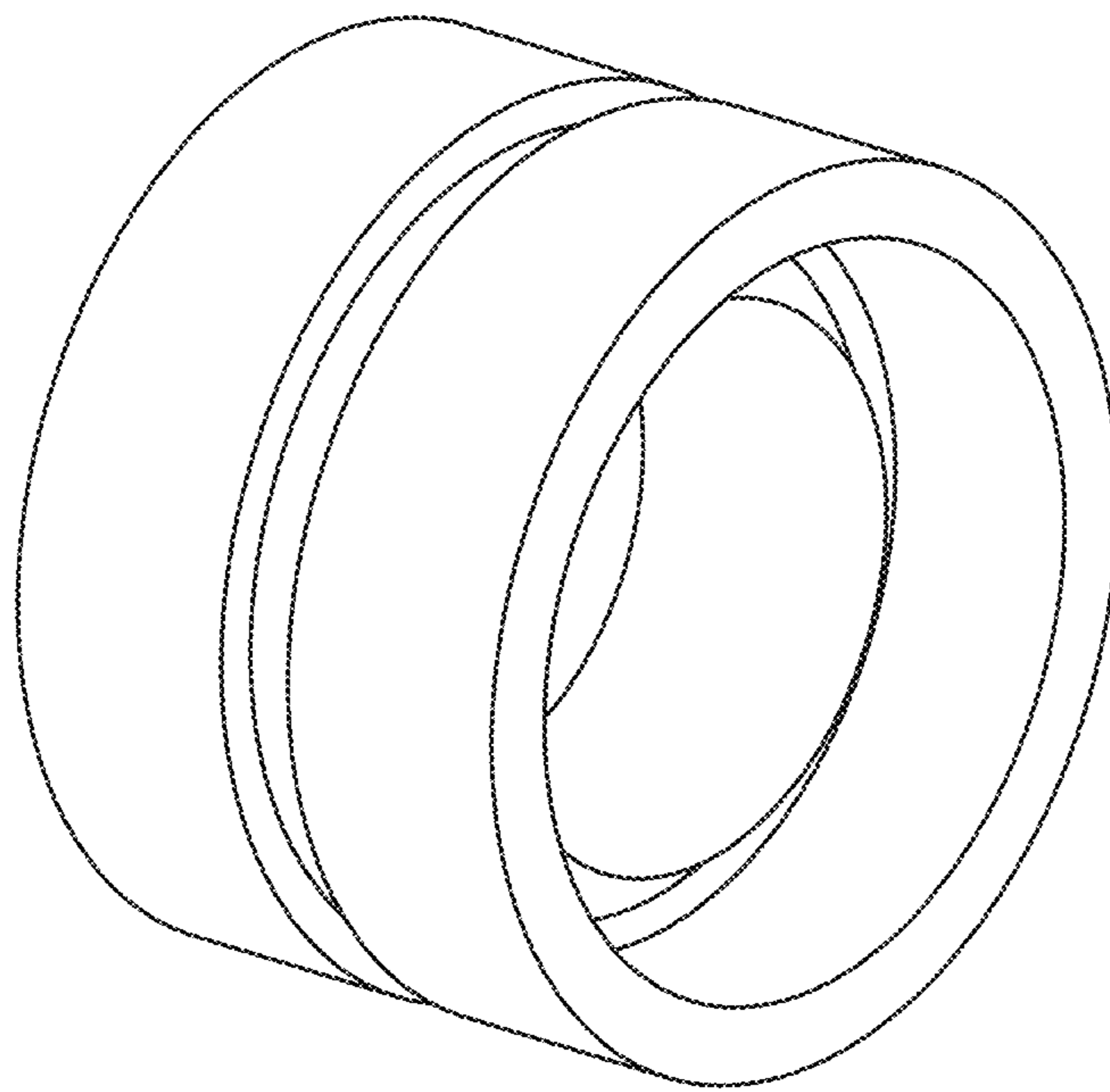


Fig. 6

