



US00D925697S

(12) **United States Design Patent** (10) **Patent No.:** **US D925,697 S**
Huang et al. (45) **Date of Patent:** **** Jul. 20, 2021**

(54) **SHOWER HEAD**

D833,573 S * 11/2018 Blum D23/213
D838,342 S 1/2019 Lai et al.
10,576,479 B2 * 3/2020 Cai B05B 1/185
D892,268 S 8/2020 Wang et al.

(71) Applicant: **JIETAI PURIFICATION TECH CO., LTD.**, Zhongshan (CN)

FOREIGN PATENT DOCUMENTS

(72) Inventors: **Xiaoping Huang**, Zhongshan (CN);
Guochun Xu, Zhongshan (CN);
Yanliang Yang, Shaoguan (CN)

KR 3020200006575 * 11/2020

(73) Assignee: **JIETAI PURIFICATION TECH CO., LTD.**, Zhongshan (CN)

OTHER PUBLICATIONS

(**) Term: **15 Years**

SharkPod Shower Head found on Apr. 1, 2021 at <https://www.amazon.com/SparkPod-Shower-Head-Installation-Replacement/dp/B074PR4FRT/> (Year: 2018).*

(21) Appl. No.: **29/763,855**

* cited by examiner

(22) Filed: **Dec. 24, 2020**

Primary Examiner — Karen S Acker
Assistant Examiner — Jonathan E Fiencke

(30) **Foreign Application Priority Data**

Dec. 18, 2020 (CN) 202030784624.3

(51) **LOC (13) Cl.** **23-01**

(52) **U.S. Cl.**
USPC **D23/213**

(58) **Field of Classification Search**
USPC D23/200, 213, 214, 262, 275, 283
CPC A61H 9/0021; A61H 33/00; B05B 1/00;
B05B 1/185; B05B 1/26; C02F 2307/06
See application file for complete search history.

(57) **CLAIM**

The ornamental design for a shower head, as shown and described.

(56) **References Cited**

DESCRIPTION

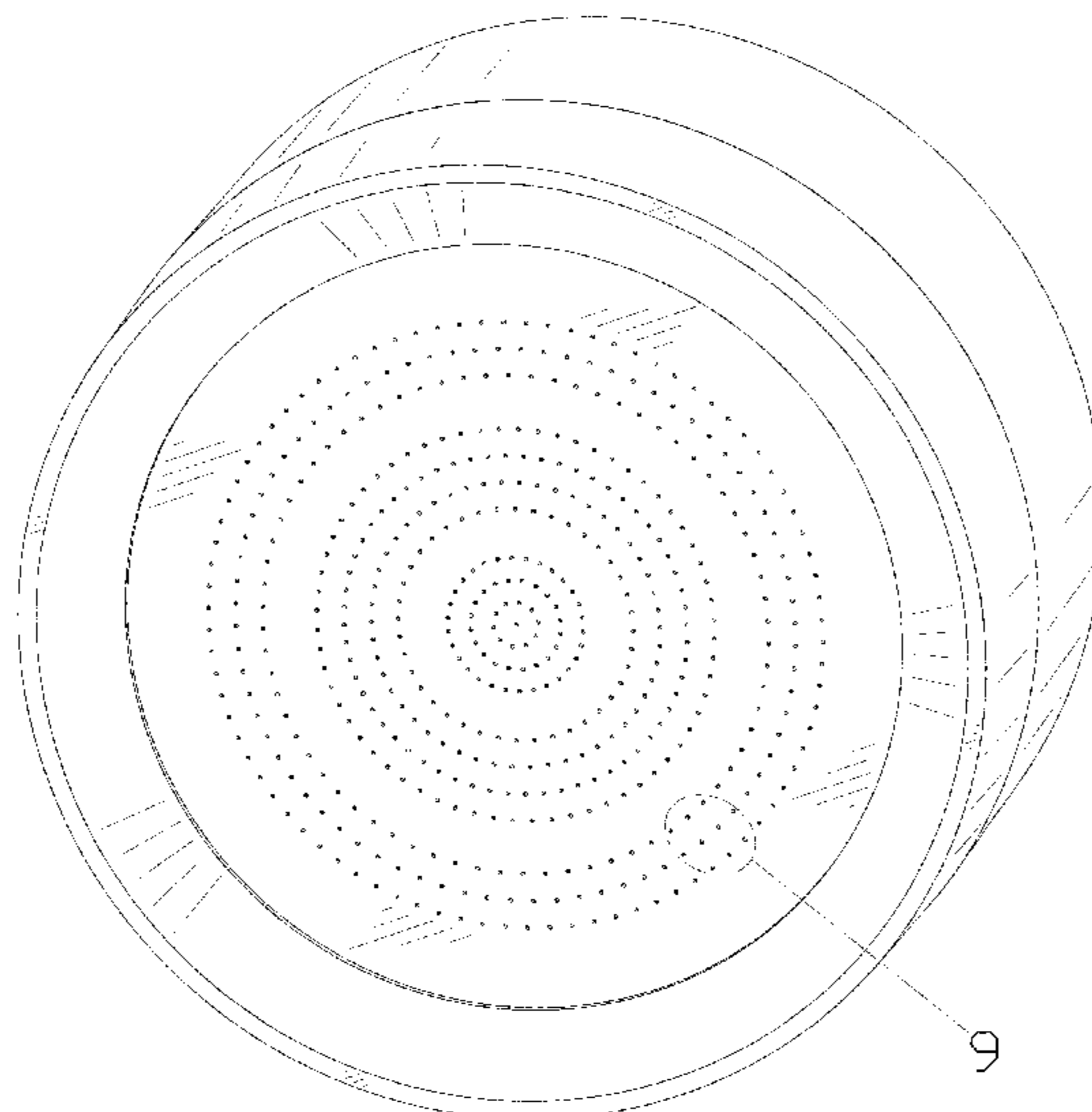
U.S. PATENT DOCUMENTS

D386,244 S * 11/1997 Caroen D23/229
D427,662 S * 7/2000 Coscarelli D23/229
D540,424 S * 4/2007 Kirar D23/213
D557,763 S * 12/2007 Schonherr D23/213
D557,764 S * 12/2007 Schonherr D23/213
D557,765 S * 12/2007 Schonherr D23/213
D562,937 S * 2/2008 Schonherr D23/213
D773,610 S * 12/2016 Blum D23/213
D776,240 S * 1/2017 Huang D23/213
D791,921 S * 7/2017 Blum D23/249
D800,250 S * 10/2017 Blum D23/213

FIG. 1 is a perspective view of a shower head showing our new design;
FIG. 2 is another a bottom perspective view thereof;
FIG. 3 is a front elevational view thereof;
FIG. 4 is a rear elevational view thereof;
FIG. 5 is a left side elevational view thereof;
FIG. 6 is a right side elevational view thereof;
FIG. 7 is a top plan view thereof;
FIG. 8 is a bottom plan view thereof; and,
FIG. 9 is an enlarged view of area 9 circumscribed within FIG. 1.

The broken lines and areas within them in the drawings depict portions of the shower head that form no part of the claimed design. The dot dash dot broken lines in FIGS. 1 and 9 denote the boundaries of the detail areas and form no part of the claimed design.

1 Claim, 9 Drawing Sheets



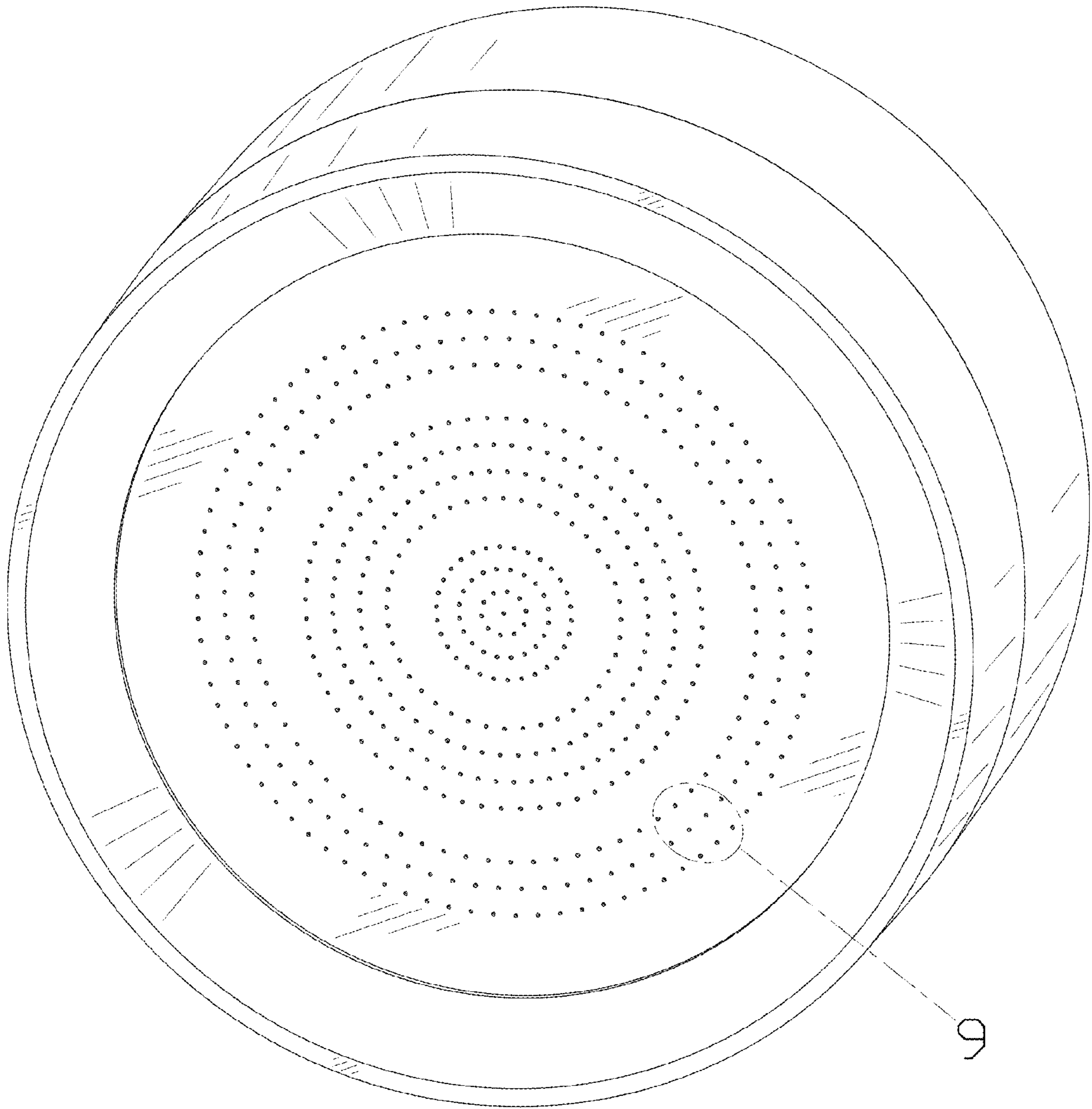


FIG. 1

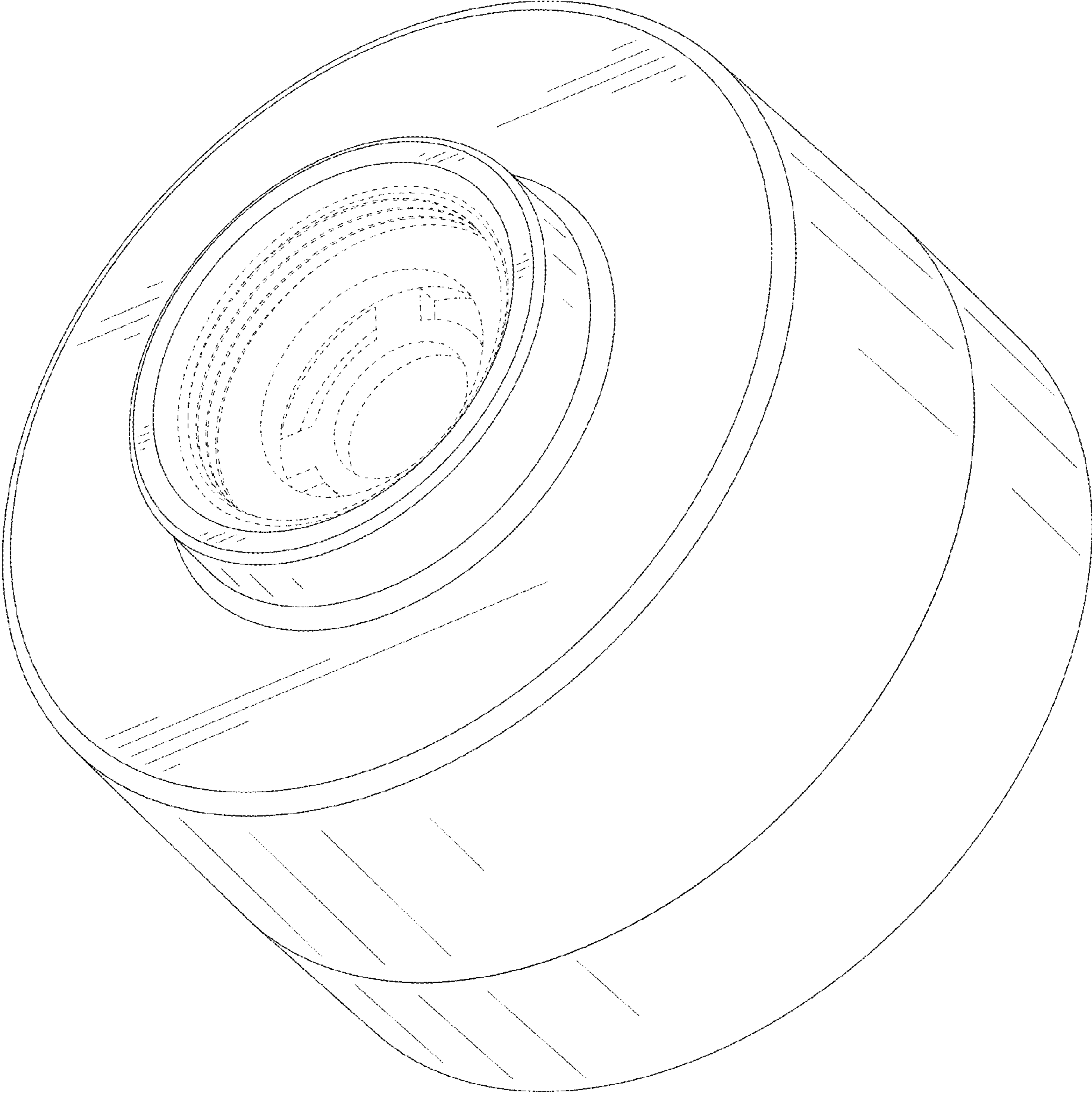


FIG. 2

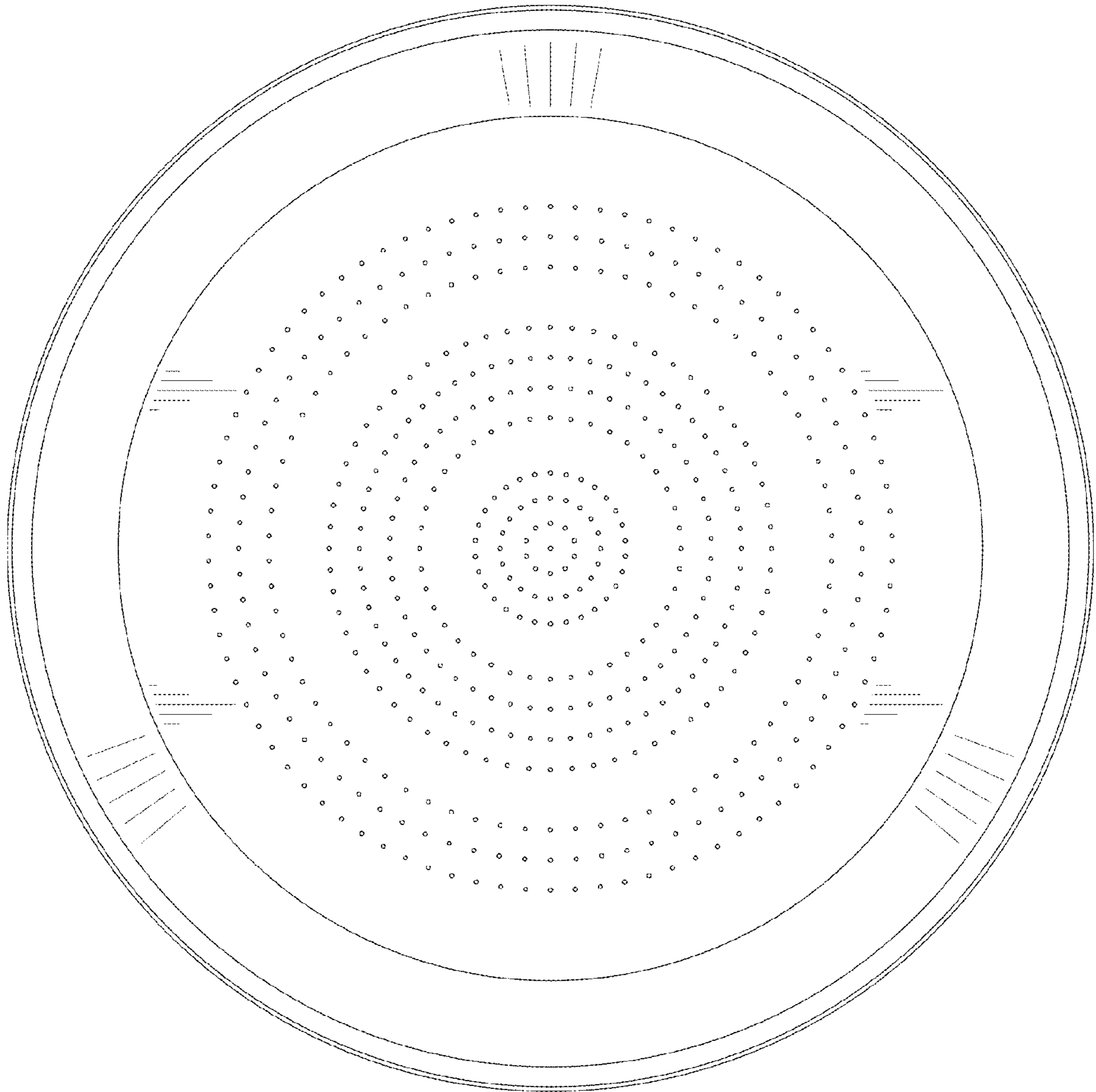


FIG. 3



FIG. 4




FIG. 5




FIG. 6




FIG. 7




FIG. 8

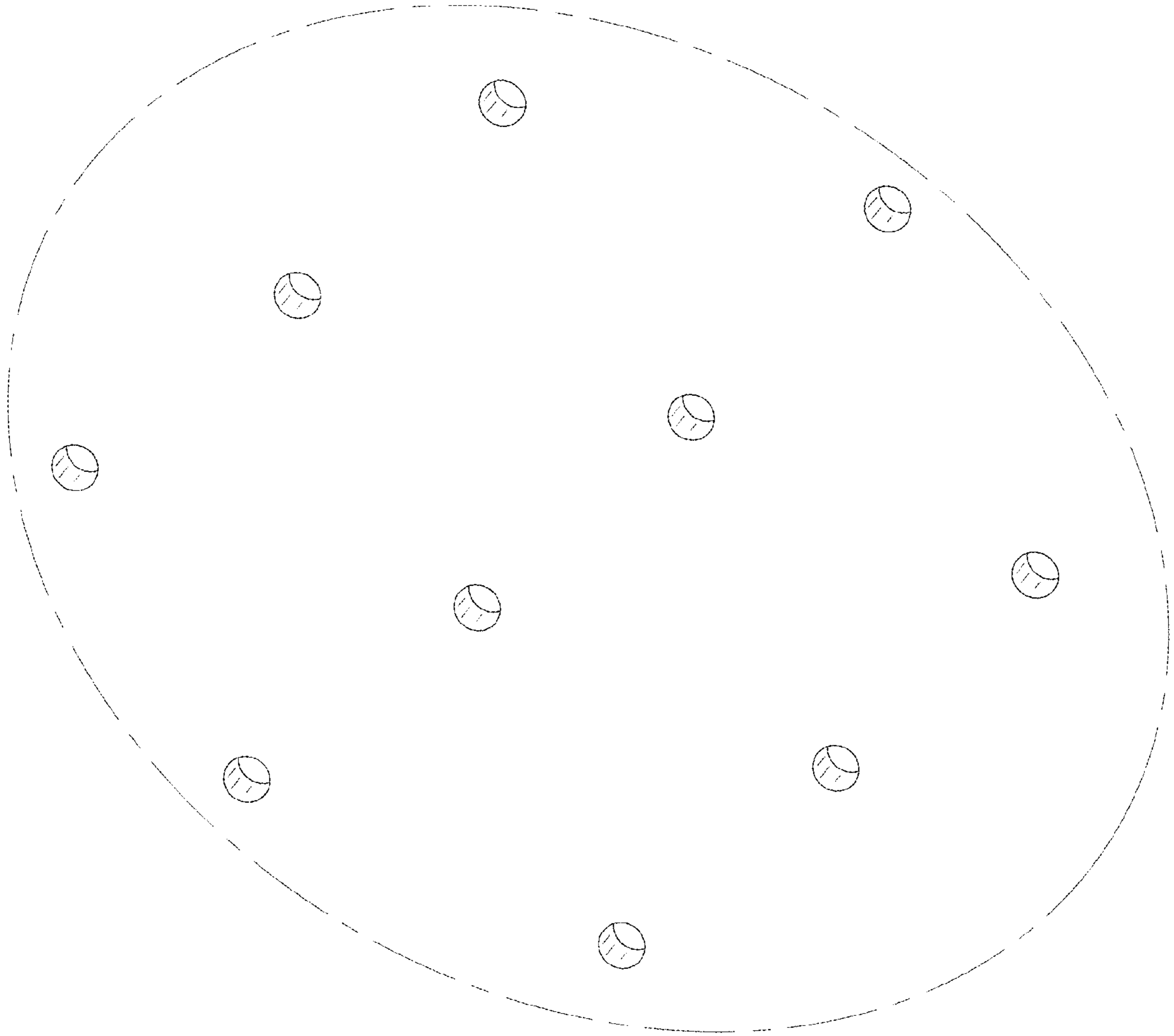


FIG. 9