



US00D925678S

(12) **United States Design Patent** (10) **Patent No.:** **US D925,678 S**
Cameron (45) **Date of Patent:** **** Jul. 20, 2021**

(54) **PUTTER GOLF CLUB HEAD**
(71) Applicant: **Acushnet Company**, Fairhaven, MA (US)
(72) Inventor: **Don T. Cameron**, Carlsbad, CA (US)
(73) Assignee: **Acushnet Company**, Fairhaven, MA (US)
(**) Term: **15 Years**
(21) Appl. No.: **29/717,065**
(22) Filed: **Dec. 13, 2019**
(51) **LOC (13) Cl.** **21-02**
(52) **U.S. Cl.**
USPC **D21/759**
(58) **Field of Classification Search**
USPC D21/736-746, 759
CPC A63B 53/00; A63B 53/04; A63B 53/007;
A63B 53/065; A63B 53/0487; A63B
60/00; A63B 60/46
See application file for complete search history.

(56) **References Cited**
U.S. PATENT DOCUMENTS
D248,050 S * 5/1978 Muehl 473/249
4,138,117 A * 2/1979 Dalton A63B 53/0487
473/255
D285,818 S * 9/1986 Moore D21/741
D312,858 S * 12/1990 Anderson D21/746
D331,611 S * 12/1992 Gebhardt D21/743
D375,131 S 10/1996 Williams
D434,821 S * 12/2000 Farrar D21/746
D461,514 S 8/2002 Tang
D461,861 S 8/2002 Tang
6,739,980 B2 * 5/2004 Scott A63B 53/007
473/200
D537,137 S * 2/2007 Sheehan D21/746
D559,930 S * 1/2008 Cameron D21/746
D565,684 S * 4/2008 Homma D21/759

D569,460 S 5/2008 Walker
D587,328 S * 2/2009 Sano D21/759
D600,767 S * 9/2009 Horacek D21/759
D617,857 S * 6/2010 Sones D21/746
D619,666 S * 7/2010 DePaul D21/743
D653,718 S 2/2012 Stokke
8,303,434 B1 * 11/2012 DePaul A63B 53/0487
473/341
D715,388 S 10/2014 Serrano
D750,186 S 2/2016 Schweigert
D774,607 S 12/2016 Serrano
D774,610 S 12/2016 Serrano
D783,745 S 4/2017 Chen
D793,502 S 8/2017 Cardani
D827,064 S 8/2018 Wypych
D840,482 S 2/2019 Serrano
D842,952 S 3/2019 Schweigert
(Continued)

FOREIGN PATENT DOCUMENTS

JP 2008168139 A * 7/2008

OTHER PUBLICATIONS

U.S. Appl. No. 29/668,343, filed Oct. 30, 2018, Don T. Cameron.
U.S. Appl. No. 29/708,167, filed Oct. 3, 2019, Don T. Cameron.

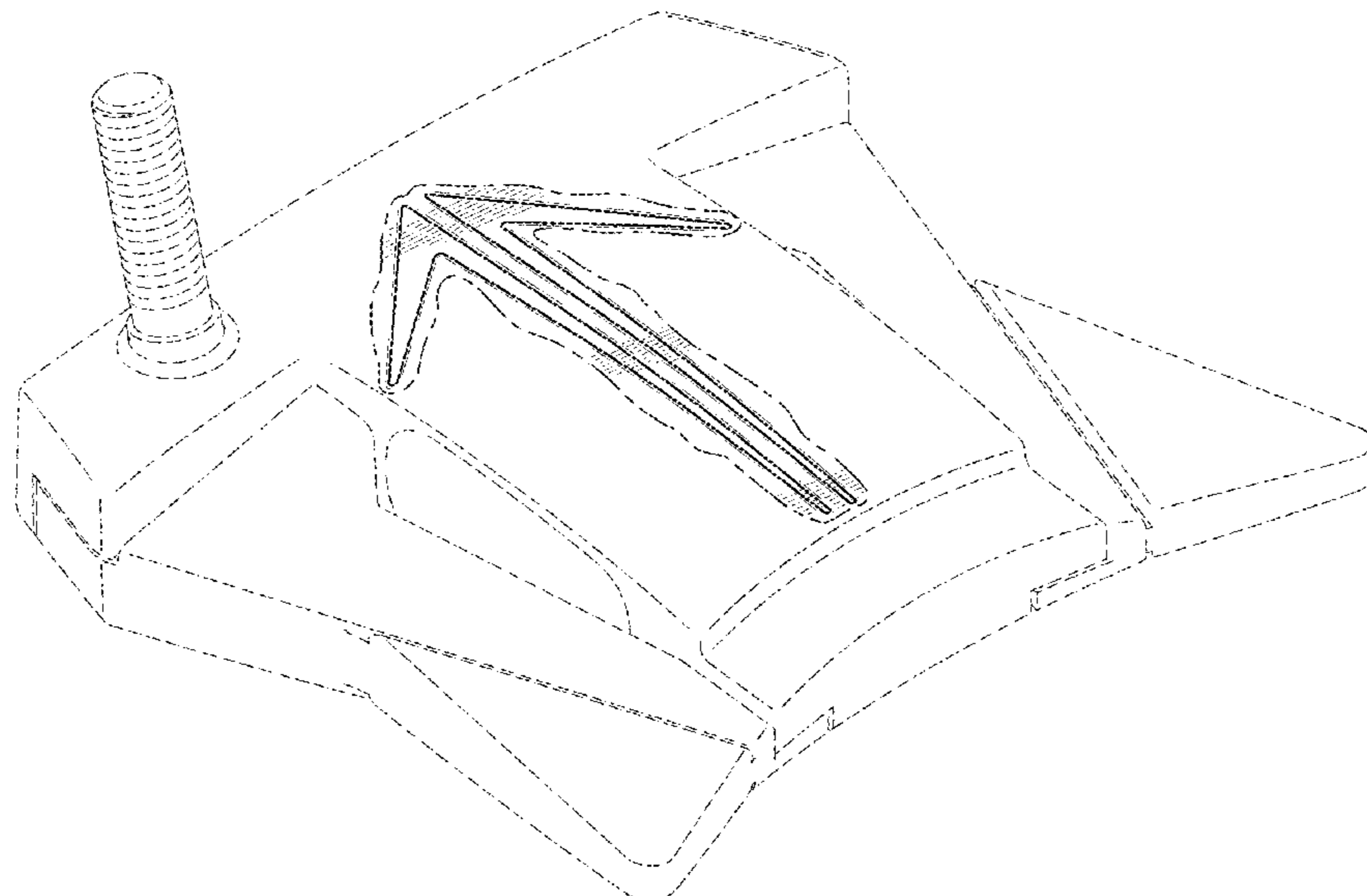
Primary Examiner — Mitchell I. Siegel
(74) *Attorney, Agent, or Firm* — Randy K. Chang

(57) **CLAIM**
The ornamental design for putter golf club head, as shown and described.

DESCRIPTION

FIG. 1 is a perspective rear view of a putter golf club head showing my design; and, FIG. 2 is a top plan view thereof. The evenly spaced broken lines shown forms no part of the claimed design. The dash-dot broken lines are included as boundary lines and form no part of the claimed design.

1 Claim, 2 Drawing Sheets



(56)

References Cited

U.S. PATENT DOCUMENTS

D848,562 S	5/2019	Nicolette	
D861,092 S	9/2019	Gloriosa	
D864,325 S	10/2019	Rollinson	
D877,831 S *	3/2020	Cameron	D21/736
2010/0184527 A1 *	7/2010	Demkowski	A63B 53/04 473/251

* cited by examiner

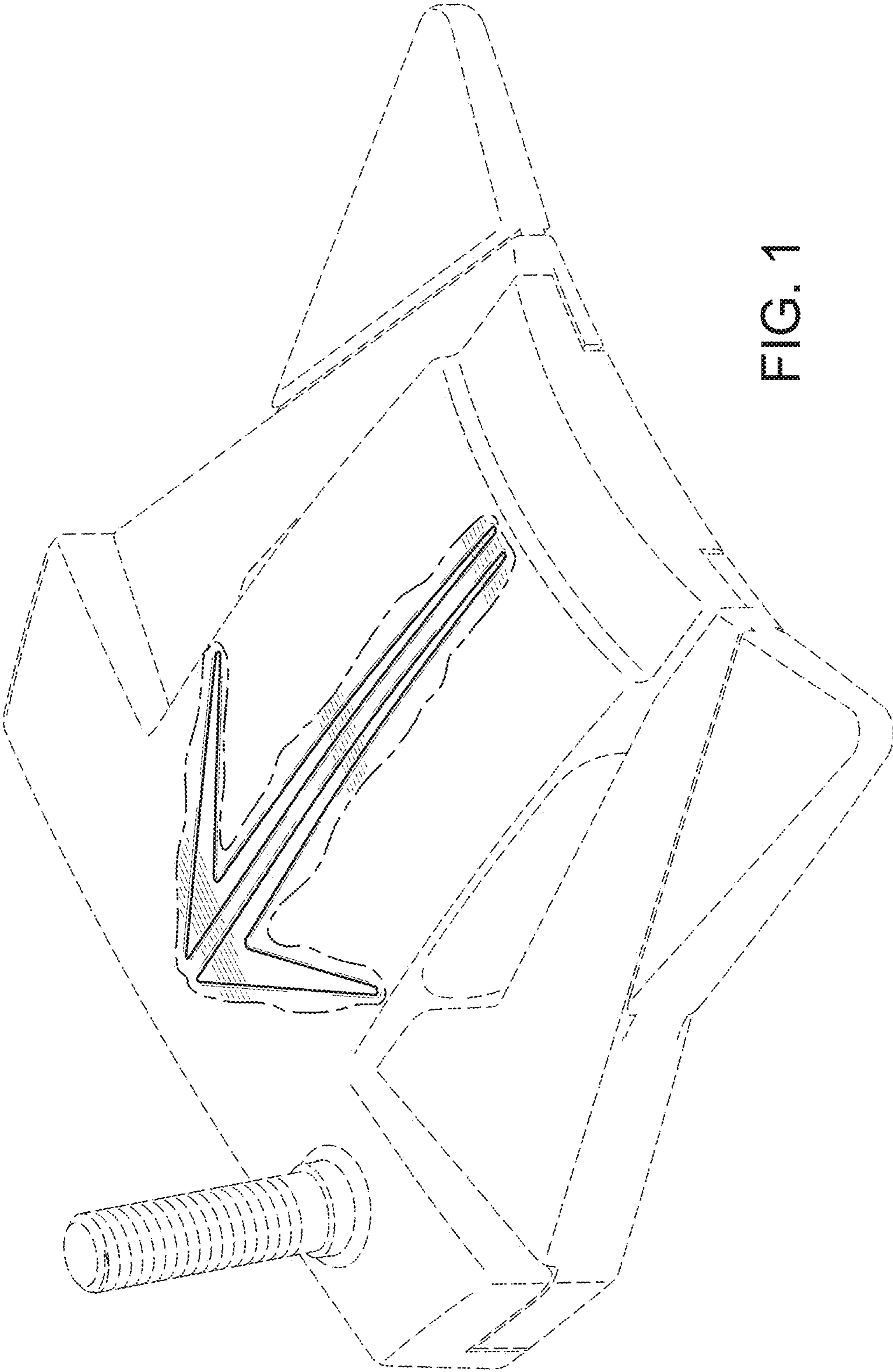


FIG. 1

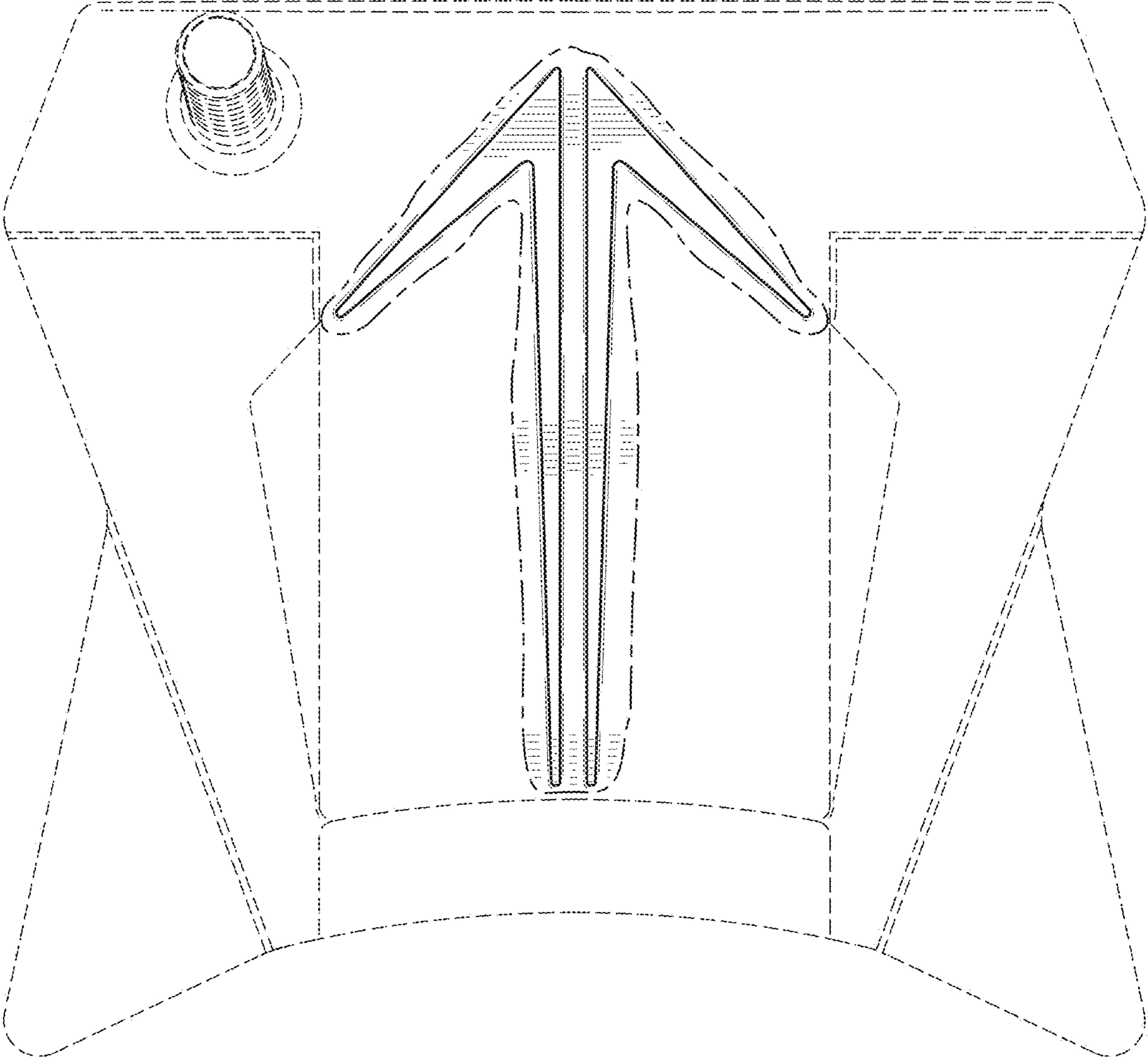


FIG. 2