



US00D925650S

(12) **United States Design Patent** (10) **Patent No.:** **US D925,650 S**  
**Fruchet et al.** (45) **Date of Patent:** **\*\* Jul. 20, 2021**

(54) **WRITING INSTRUMENT**

(71) Applicant: **Europe Brands Sarl**, Luxembourg (LU)

(72) Inventors: **Pascal Fruchet**, Nantes (FR); **Jean-Luc Coadou**, St. Herblain (FR)

(73) Assignee: **EUROPE BRANDS SARL**, Luxembourg (LU)

(\*\*) Term: **15 Years**

(21) Appl. No.: **29/719,233**

(22) Filed: **Jan. 2, 2020**

(30) **Foreign Application Priority Data**

Dec. 30, 2019 (EP) ..... 007463641

(51) **LOC (13) Cl.** ..... **19-06**

(52) **U.S. Cl.**  
USPC ..... **D19/164**

(58) **Field of Classification Search**  
USPC ..... D19/115–204; D14/411

(Continued)

(56) **References Cited**

**U.S. PATENT DOCUMENTS**

653,818 A \* 7/1900 Parker ..... B43K 23/12  
401/243

D88,821 S \* 12/1932 Platt et al. .... D19/197  
(Continued)

**OTHER PUBLICATIONS**

Parker 51 Fountain Pen, Item model No. 2123516, ASIN: B06LDL3360D, online on Amazon.com, Date First Available: Feb. 24, 2021.\*

(Continued)

*Primary Examiner* — Elizabeth A. Albert

(74) *Attorney, Agent, or Firm* — Eversheds Sutherland (US) LLP

(57) **CLAIM**

We claim the ornamental design for a writing instrument, as shown and described.

**DESCRIPTION**

FIG. 1 is a front, upper perspective view showing our new design for a writing instrument in a capped configuration. FIG. 2 is a rear, upper perspective view showing the design of FIG. 1.

FIG. 3 is a first side view showing the design of FIG. 1.

FIG. 4 is a second side view showing the design of FIG. 1.

FIG. 5 is a third side view showing the design of FIG. 1.

FIG. 6 is a fourth side view showing the design of FIG. 1.

FIG. 7 is a top view showing the design of FIG. 1.

FIG. 8 is a bottom view showing the design of FIG. 1.

FIG. 9 is an exploded, upper perspective view showing the writing instrument of FIG. 1.

FIG. 10 is a first exploded side view showing the design of FIG. 9.

FIG. 11 is a second exploded side view showing the design of FIG. 9.

FIG. 12 is a front, upper perspective view showing the writing instrument of FIG. 1 in an uncapped configuration, wherein the cap is positioned on the distal end of the writing instrument.

FIG. 13 is a rear, upper perspective view showing the design of FIG. 12.

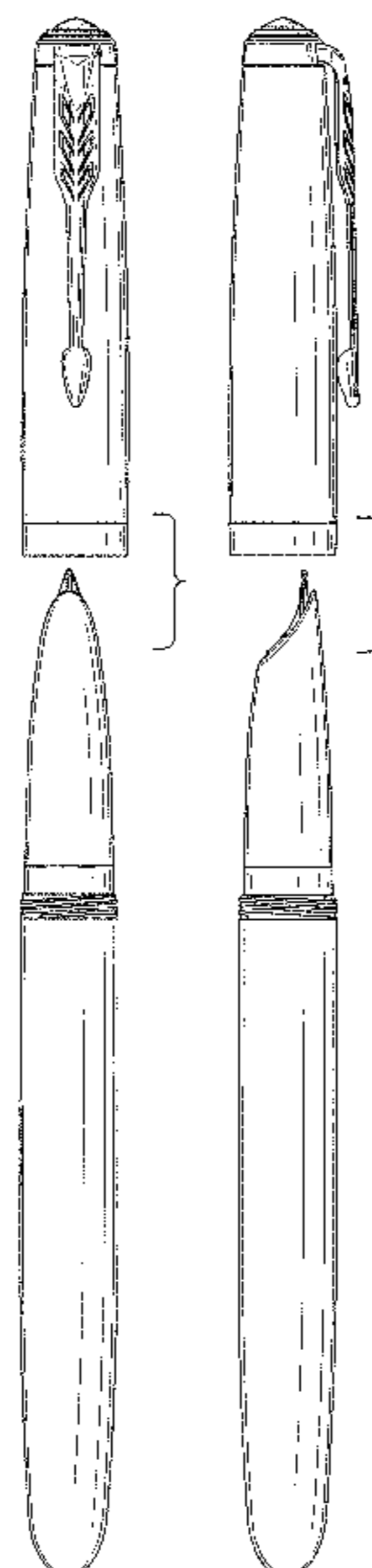
FIG. 14 is a first side view showing the design of FIG. 12.

FIG. 15 is a second side view showing the design of FIG. 12.

FIG. 16 is a bottom view showing the design of FIG. 12; and,

FIG. 17 is a top view showing the design of FIG. 12.

**1 Claim, 11 Drawing Sheets**



(58) **Field of Classification Search**  
 CPC . B43K 5/005; B43K 7/12; B43K 8/04; B43K  
 8/06; B43K 21/006; B43K 21/06  
 See application file for complete search history.

(56) **References Cited**

U.S. PATENT DOCUMENTS

D116,098 S *	8/1939	Parker et al.	.....	D19/179
D138,032 S *	6/1944	Severy	.....	D19/164
D141,297 S *	5/1945	Feig	.....	D19/179
D146,806 S *	5/1947	Moholy-Nagy	.....	D19/179
D164,863 S *	10/1951	Kahn	.....	D19/168
D172,929 S *	8/1954	Kahla	.....	D19/179
D178,033 S *	6/1956	Young et al.	.....	D19/179
D181,705 S *	12/1957	Bruce	.....	D19/179
2,868,171 A *	1/1959	Watanabe	.....	B43K 5/18 401/238
2,935,044 A *	5/1960	Wittnebert	.....	B43K 5/00 401/223
D188,266 S *	6/1960	Bunn et al.	.....	D19/179
D188,637 S *	8/1960	Green	.....	D19/199
D195,750 S *	7/1963	Rosler	.....	D19/168
D300,042 S *	2/1989	Poisson	.....	D19/199
D338,491 S *	8/1993	Hollington	.....	D19/170

D355,439 S *	2/1995	Hollington	.....	D19/168
D372,048 S *	7/1996	Hollington	.....	D19/168
D391,606 S *	3/1998	Compte	.....	D19/168
D404,764 S *	1/1999	Perry	.....	D19/168
D438,248 S *	2/2001	Hollington	.....	D19/196
D490,464 S *	5/2004	Andrews	.....	D19/168
D507,303 S *	7/2005	Andrews	.....	D19/196
D521,067 S *	5/2006	Andrews	.....	D19/175
D525,303 S *	7/2006	Andrews	.....	D19/167
D592,247 S *	5/2009	Brown	.....	D19/168
D597,136 S *	7/2009	Dhesse	.....	D19/197
D600,281 S *	9/2009	Delancourt	.....	D19/170
D611,539 S *	3/2010	Zhang	.....	D19/168
D671,169 S *	11/2012	Kermoal	.....	D19/168
D682,353 S *	5/2013	Kermoal	.....	D19/164
D682,934 S *	5/2013	Kermoal	.....	D19/164
D703,269 S *	4/2014	Kermoal	.....	D19/168
D707,291 S *	6/2014	Kermoal	.....	D19/164
D785,707 S *	5/2017	Carreno	.....	D19/171
D785,708 S *	5/2017	Carreno	.....	D19/197
D788,851 S *	6/2017	Pennington	.....	D19/195

OTHER PUBLICATIONS

Parker 51 Pen Models, (3 pgs.).

\* cited by examiner

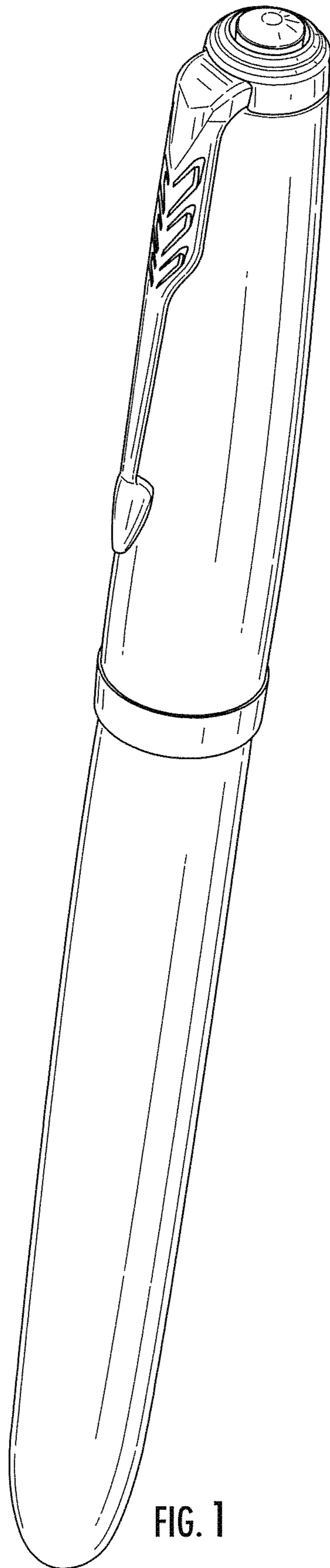


FIG. 1

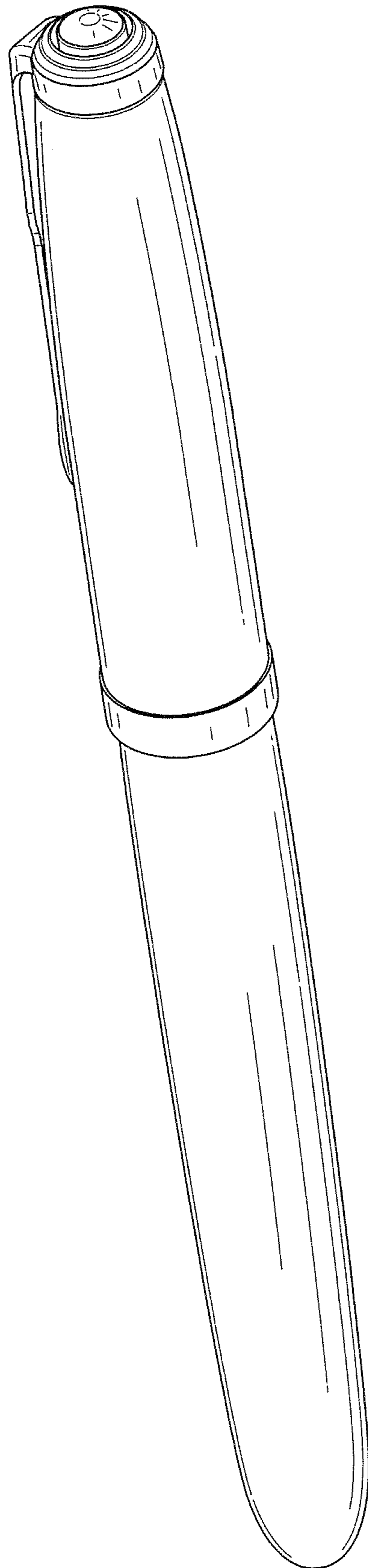


FIG. 2




FIG. 3




FIG. 4

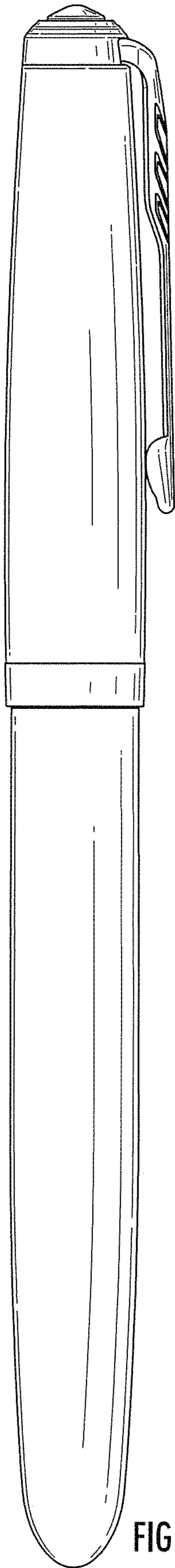


FIG. 5

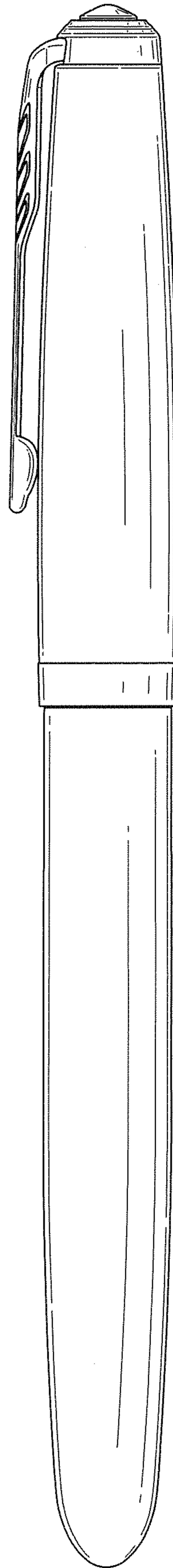


FIG. 6

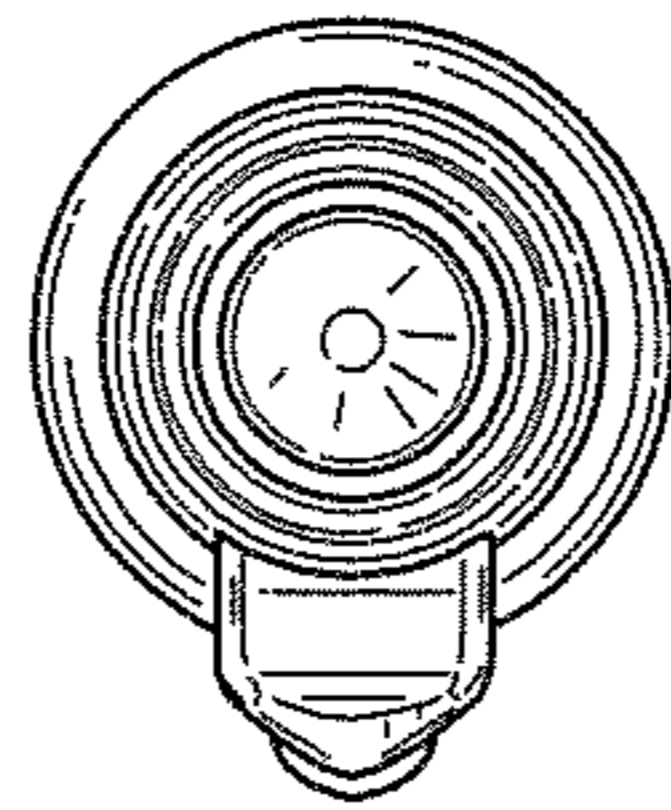


FIG. 7

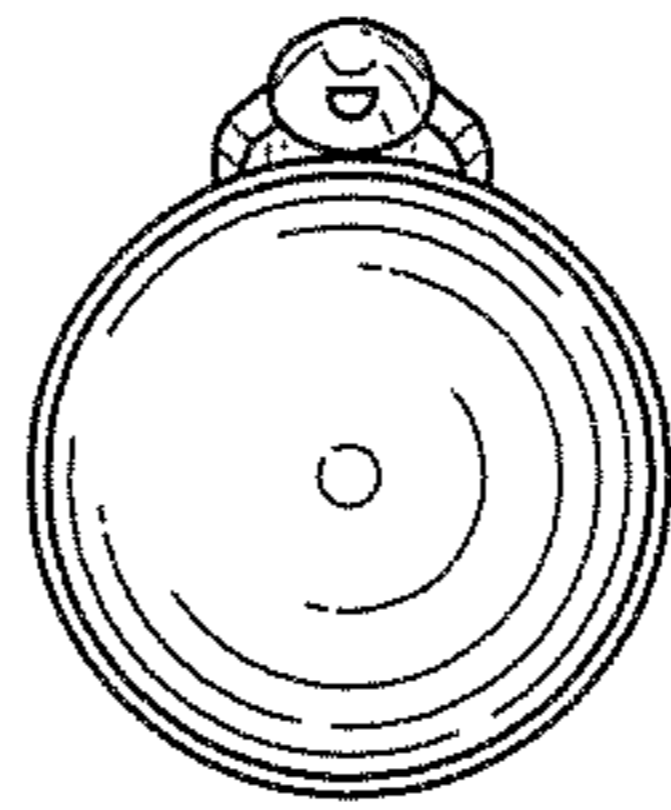


FIG. 8

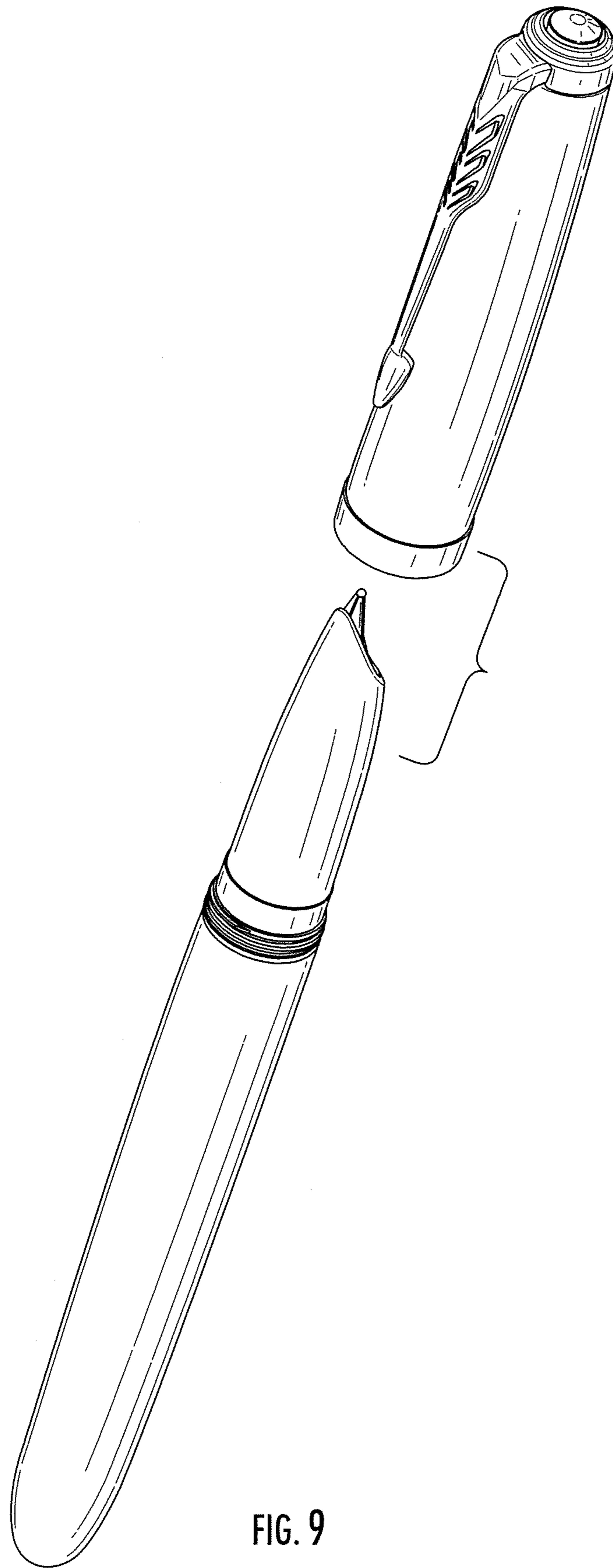


FIG. 9



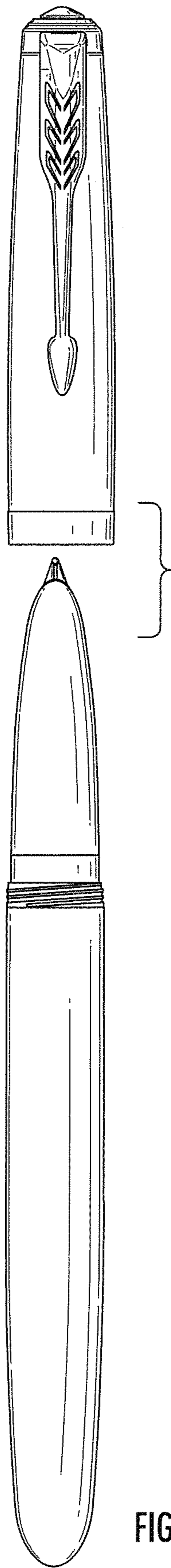


FIG. 10

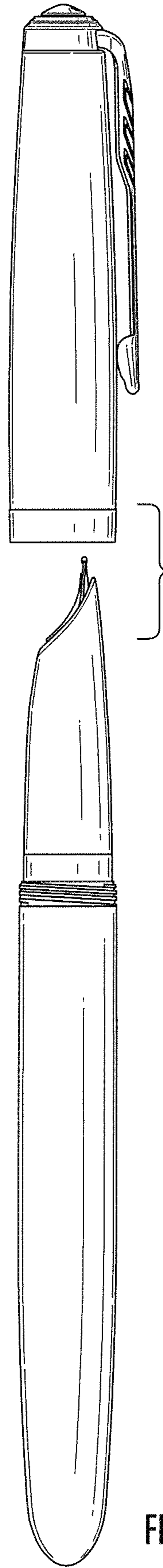


FIG. 11

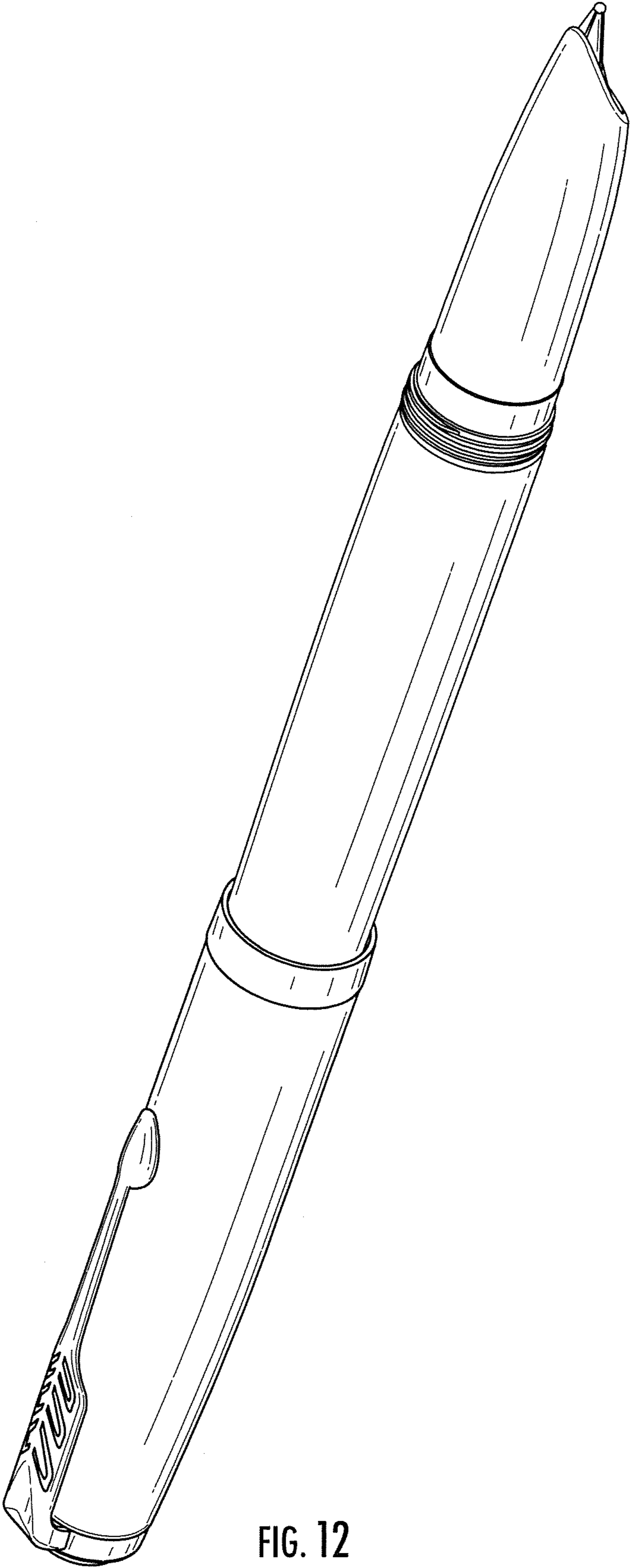


FIG. 12

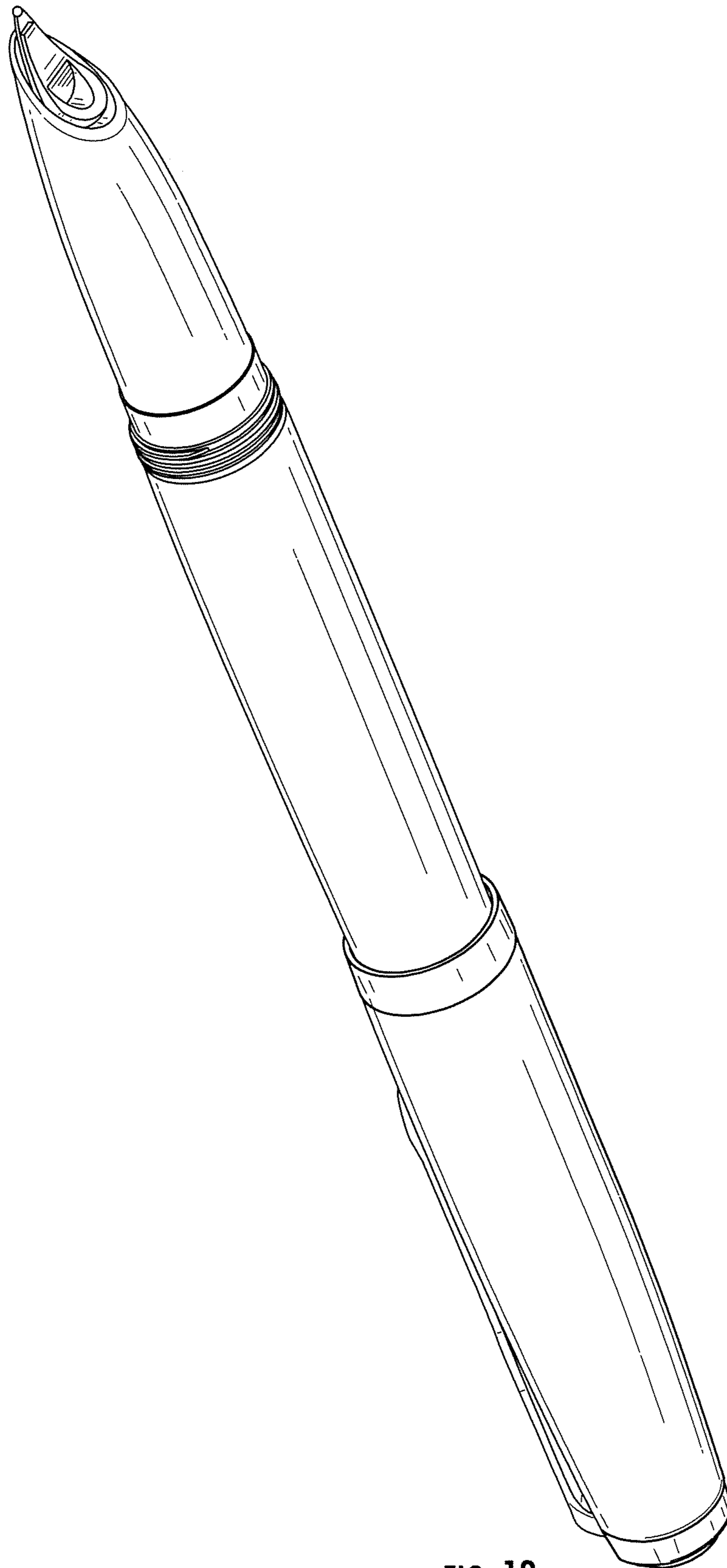


FIG. 13




FIG. 14

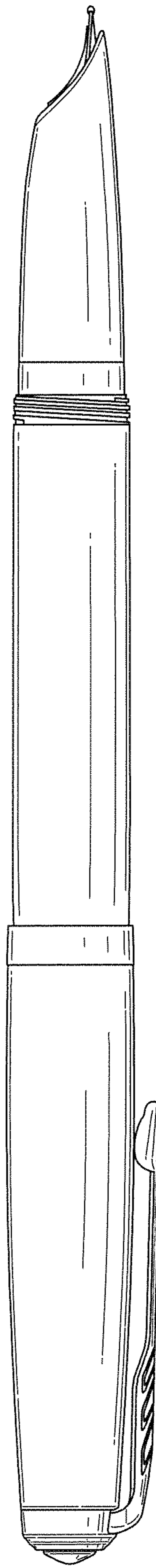


FIG. 15

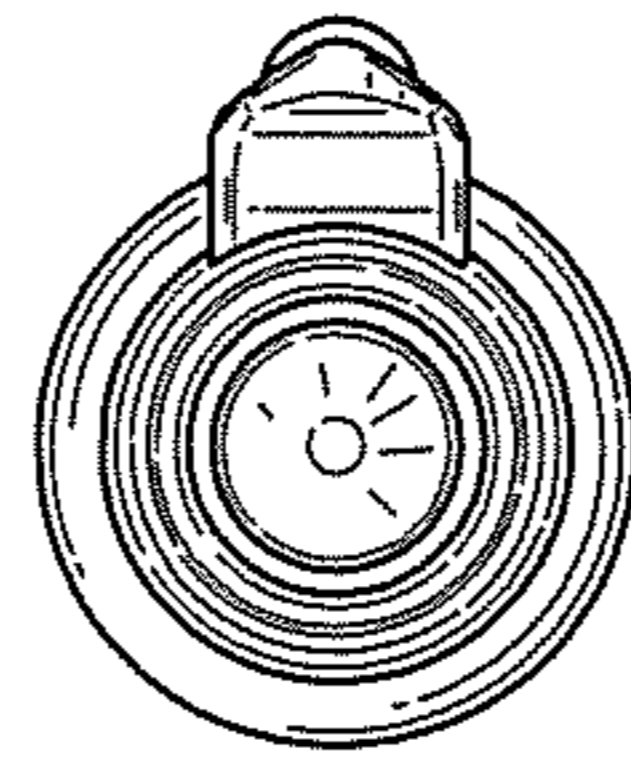


FIG. 16

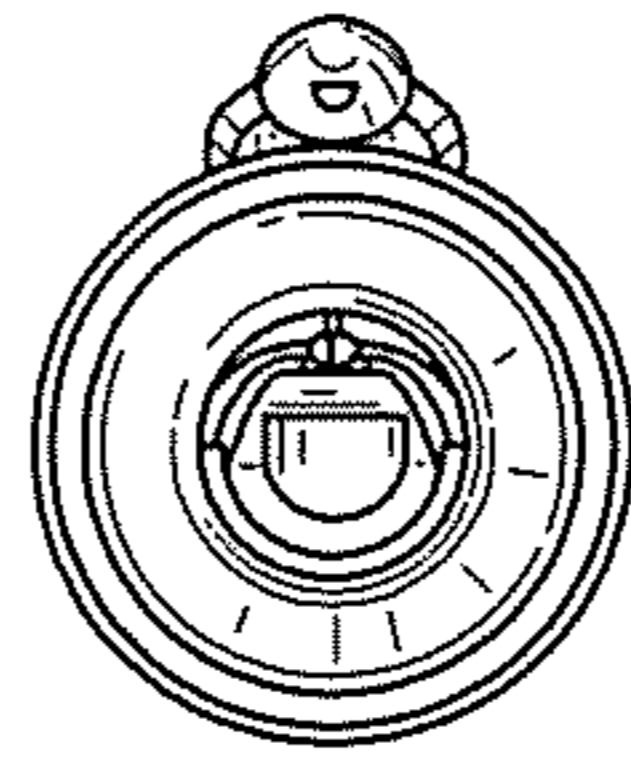


FIG. 17