



US00D925631S

(12) **United States Design Patent** (10) **Patent No.:** **US D925,631 S**  
**Knudsen** (45) **Date of Patent:** **\*\* Jul. 20, 2021**

(54) **LINEAR ACTUATOR AND CONTROL BOX COMBINATION**

- (71) Applicant: **LINAK A/S**, Nordborg (DK)
- (72) Inventor: **Martin Kahr Knudsen**, Sydals (DK)
- (73) Assignee: **LINAK A/S**, Nordborg (DK)
- (\*\*) Term: **15 Years**
- (21) Appl. No.: **29/685,434**
- (22) Filed: **Mar. 28, 2019**

**Related U.S. Application Data**

- (62) Division of application No. 29/630,518, filed on Dec. 21, 2017, now Pat. No. Des. 860,278.

**Foreign Application Priority Data**

- (30) Jun. 28, 2017 (DK) ..... DA 2017 00055
- Jun. 28, 2017 (DK) ..... DA 2017 00056
- Jun. 28, 2017 (DK) ..... DA 2017 00057
- Jun. 28, 2017 (DK) ..... DA 2017 00059

- (51) **LOC (13) Cl.** ..... **15-99**
- (52) **U.S. Cl.** ..... **D15/148**
- USPC .....

- (58) **Field of Classification Search**
- USPC ..... D15/7, 143, 148, 149, 199; D13/107, D13/158; 92/5 R; 74/89.33; 310/78, 80
- CPC ..... F16D 65/78; F16D 65/807; F16D 65/847; F16D 65/827; F15B 21/0423; B60T 5/00; B60T 13/745; H02K 7/06; H02K 7/108; H02K 16/00; Y10T 74/18664; Y10T 74/134; Y10T 74/18592; Y10T 74/18696; F16B 5/06; F16H 2025/2084; F16H 2025/2037; F16H 2025/209; F16H 2025/2031

See application file for complete search history.

(56) **References Cited**

U.S. PATENT DOCUMENTS

- D400,220 S 10/1998 Nemoto et al.
  - D412,918 S \* 8/1999 Nagai ..... D15/149
  - D458,284 S 6/2002 Landerholm et al.
- (Continued)

OTHER PUBLICATIONS

Linear Actuators and Control Boxes—Progressive Automations, Published on Jan. 5, 2010 by Progressive Automations [YouTube], [Site Visited Nov. 20, 2020] Available From Internet, URL: <https://www.youtube.com/watch?v=5amFSoXpaEs> (Year: 2010).\*

(Continued)

*Primary Examiner* — Sheryl Lane

*Assistant Examiner* — Mark T. Philipps

(74) *Attorney, Agent, or Firm* — Dykema Gossett PLLC

(57) **CLAIM**

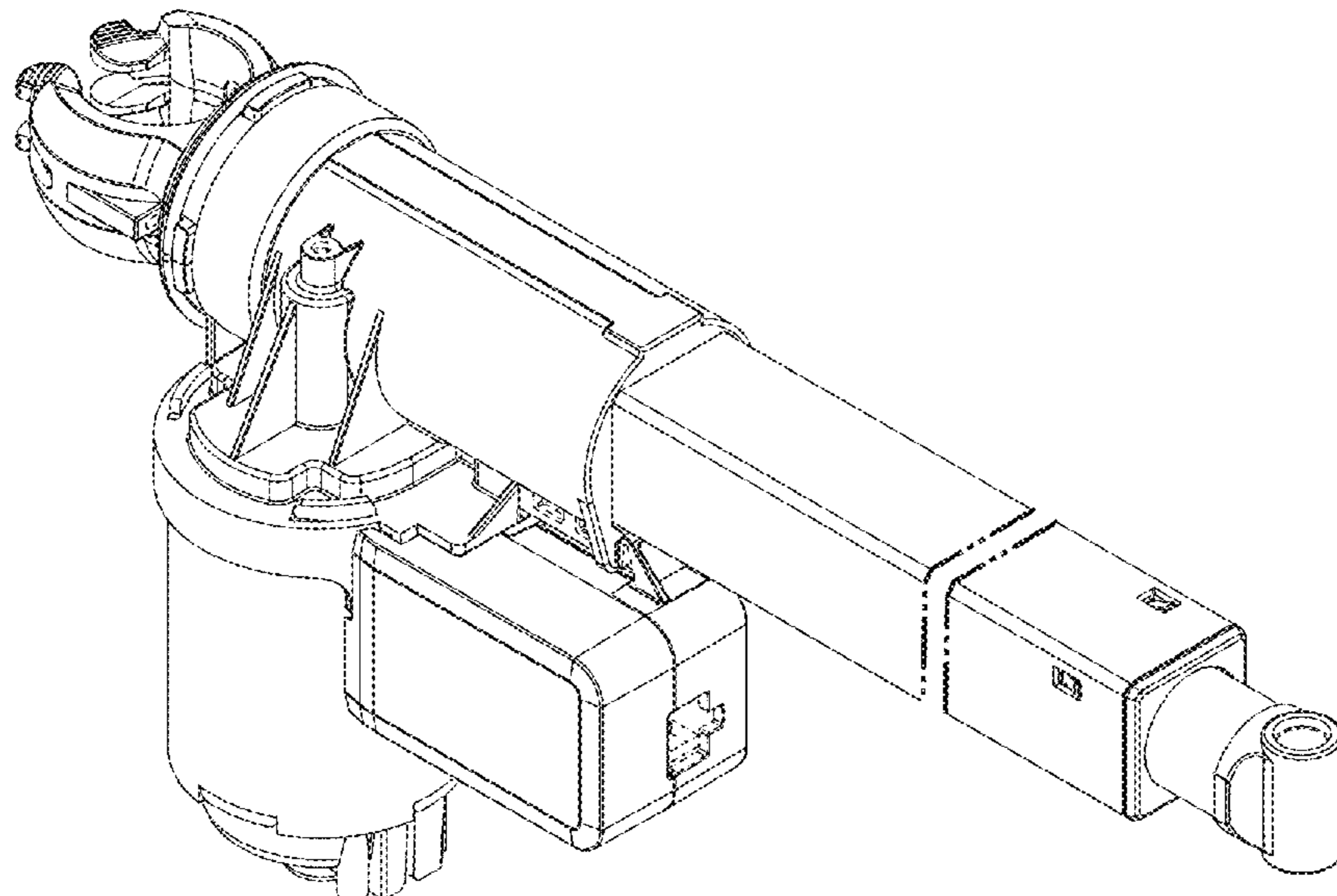
The ornamental design for a linear actuator and control box combination, as shown and described.

**DESCRIPTION**

FIG. 1 is a perspective top view of a linear actuator and control box combination showing my design  
FIG. 2 is a perspective bottom view thereof,  
FIG. 3 is an elevational right side view thereof,  
FIG. 4 is an elevational left side view thereof,  
FIG. 5 is a top plan view thereof,  
FIG. 6 is a bottom plan view thereof,  
FIG. 7 is an elevational front view thereof; and,  
FIG. 8 is an elevational rear view thereof.

The linear actuator is shown with a symbolic break in its length. The appearance of any portion of the linear actuator between the break lines forms no part of the claimed design. Any portion of the article depicted in broken lines forms no part of the claimed design.

**1 Claim, 8 Drawing Sheets**



(56)

References Cited

OTHER PUBLICATIONS

U.S. PATENT DOCUMENTS

D523,880 S \* 6/2006 Christensen ..... D15/143  
 D577,753 S 9/2008 Lund et al.  
 D589,459 S 3/2009 Iida  
 D589,543 S \* 3/2009 Lin ..... D15/143  
 D589,991 S 4/2009 Chen  
 D594,487 S 6/2009 Lund et al.  
 D595,752 S 6/2009 Lin et al.  
 D595,753 S 7/2009 Tseng  
 D596,653 S 7/2009 Fukano et al.  
 D620,961 S 8/2010 Iversen  
 D621,860 S \* 8/2010 Fukano ..... D15/143  
 D625,745 S 10/2010 Chiang et al.  
 D646,310 S 10/2011 Lan  
 D654,524 S 2/2012 Iversen et al.  
 D656,975 S 4/2012 Tseng  
 D686,260 S \* 7/2013 Wu ..... D15/143  
 D686,648 S \* 7/2013 Wu ..... D15/143  
 D696,704 S \* 12/2013 Battistella ..... D15/143  
 D727,714 S 4/2015 Gherlenda  
 D765,748 S 9/2016 Bogelund et al.  
 D765,749 S 9/2016 Wu  
 D776,728 S 1/2017 Wu  
 D776,729 S 1/2017 Wu  
 D785,061 S 4/2017 Gong  
 D785,062 S 4/2017 Gong  
 D792,490 S 7/2017 Lin et al.  
 D792,491 S 7/2017 Lin  
 D792,492 S 7/2017 Lin  
 D800,195 S 10/2017 Lin  
 D806,151 S 12/2017 Landerholm et al.  
 D806,153 S 12/2017 Skov  
 D819,100 S 5/2018 Lin  
 D851,147 S 6/2019 Knudsen  
 D855,670 S \* 8/2019 Zhuang ..... D15/148  
 D860,278 S \* 9/2019 Knudsen ..... D15/148  
 D865,017 S \* 10/2019 Gassner ..... D15/148  
 D865,018 S \* 10/2019 Zhou ..... D15/148  
 D865,019 S \* 10/2019 Zhou ..... D15/148  
 D865,020 S \* 10/2019 Gassner ..... D15/148  
 2004/0093969 A1 5/2004 Nielsen  
 2005/0160846 A1 7/2005 Chiang  
 2008/0048514 A1 \* 2/2008 Hoffmann ..... H02K 7/06  
 310/78  
 2009/0151489 A1 6/2009 Jensen  
 2010/0186529 A1 7/2010 Chiang et al.  
 2011/0068725 A1 3/2011 Bastholm  
 2013/0319148 A1 \* 12/2013 Alfano ..... H02K 7/06  
 74/89.32  
 2017/0219072 A1 \* 8/2017 Sorensen ..... F16H 25/20  
 2017/0324301 A1 \* 11/2017 Jorgensen ..... F16H 35/18  
 2018/0031091 A1 \* 2/2018 Wu ..... F16H 25/20  
 2019/0390751 A1 \* 12/2019 Sorensen ..... F16H 25/2015  
 2020/0116242 A1 \* 4/2020 Schewe ..... F16H 25/20

Components of an Electric Linear Actuator, Publishing Date Jan. 1, 2017 [Online], [Site Visited Nov. 20, 2020] Available From Internet, URL: <[https://www.timotion.com/en/news/news\\_content/news-and-articles/general/part-2%3A-components-of-an-electric-linear-actuator?upcls=1481266229&guid=1496378846](https://www.timotion.com/en/news/news_content/news-and-articles/general/part-2%3A-components-of-an-electric-linear-actuator?upcls=1481266229&guid=1496378846)> (Year: 2017).\*

Data Sheet for Linak Actuator LA27 (8 pgs.), retrieved from [https://web.archive.org/web/20160730151752/http://www.linak-us.com/corporate/pdf/english/data%20sheet/linear%20actuator\\_la27\\_data%20sheet\\_eng.pdf](https://web.archive.org/web/20160730151752/http://www.linak-us.com/corporate/pdf/english/data%20sheet/linear%20actuator_la27_data%20sheet_eng.pdf) (Wayback Machine) with date of Jul. 30, 2016.

Data Sheet for Linak Actuator LA31 Careline (8 pgs.), retrieved from [https://web.archive.org/web/20160729200552/http://www.linak-us.com/corporate/pdf/english/data%20sheet/linear%20actuator\\_la31c\\_data%20sheet\\_eng.pdf](https://web.archive.org/web/20160729200552/http://www.linak-us.com/corporate/pdf/english/data%20sheet/linear%20actuator_la31c_data%20sheet_eng.pdf) (Wayback Machine) with date of Jul. 29, 2016.

Data Sheet for Linak Actuator LA31 Deskline (4 pgs.), retrieved from [https://web.archive.org/web/20160915173206/http://www.linak.com/corporate/pdf/english/data%20sheet/linear%20actuator\\_la31d\\_data%20sheet\\_eng.pdf](https://web.archive.org/web/20160915173206/http://www.linak.com/corporate/pdf/english/data%20sheet/linear%20actuator_la31d_data%20sheet_eng.pdf) (Wayback Machine) with date of Sep. 15, 2016.

Data Sheet for Linak Actuator LA31 Homeline (8 pgs.), retrieved from [https://web.archive.org/web/20160915173226/http://www.linak.com/corporate/pdf/english/data%20sheet/linear%20actuator\\_la31h\\_data%20sheet\\_eng.pdf](https://web.archive.org/web/20160915173226/http://www.linak.com/corporate/pdf/english/data%20sheet/linear%20actuator_la31h_data%20sheet_eng.pdf) (Wayback Machine) with date of Sep. 15, 2016.

Data Sheet for TiMotion—TA9 series (11 pgs.), retrieved from <https://web.archive.org/web/20170614055550/http://www.timotion.com/product.php?ProductID=13> (Wayback Machine) with date of Jun. 14, 2017.

Data Sheet for TiMotion—TA26 series (8 pgs.), retrieved from <https://web.archive.org/web/20170614034637/http://www.timotion.com/product.php?ProductID=211> (Wayback Machine) with date of Jun. 14, 2017.

Data Sheet for TiMotion—JP3 series (8 pgs.), retrieved from <https://web.archive.org/web/20170614161605/http://www.timotion.com/product.php?ProductID=43> (Wayback Machine) with date of Jun. 14, 2017.

Data Sheet for Okin—Deltadrive (2pgs.), retrieved from <https://web.archive.org/web/20150218084847/http://www.okin.de/products/single-drives/products/deltadrive> (Wayback Machine) with date of Feb. 18, 2015.

Martin Kahr Knudsen, Design U.S. Appl. No. 29/630,518, filed Dec. 21, 2017.

Martin Kahr Knudsen, Design U.S. Appl. No. 29/685,435, filed Mar. 28, 2019.

\* cited by examiner

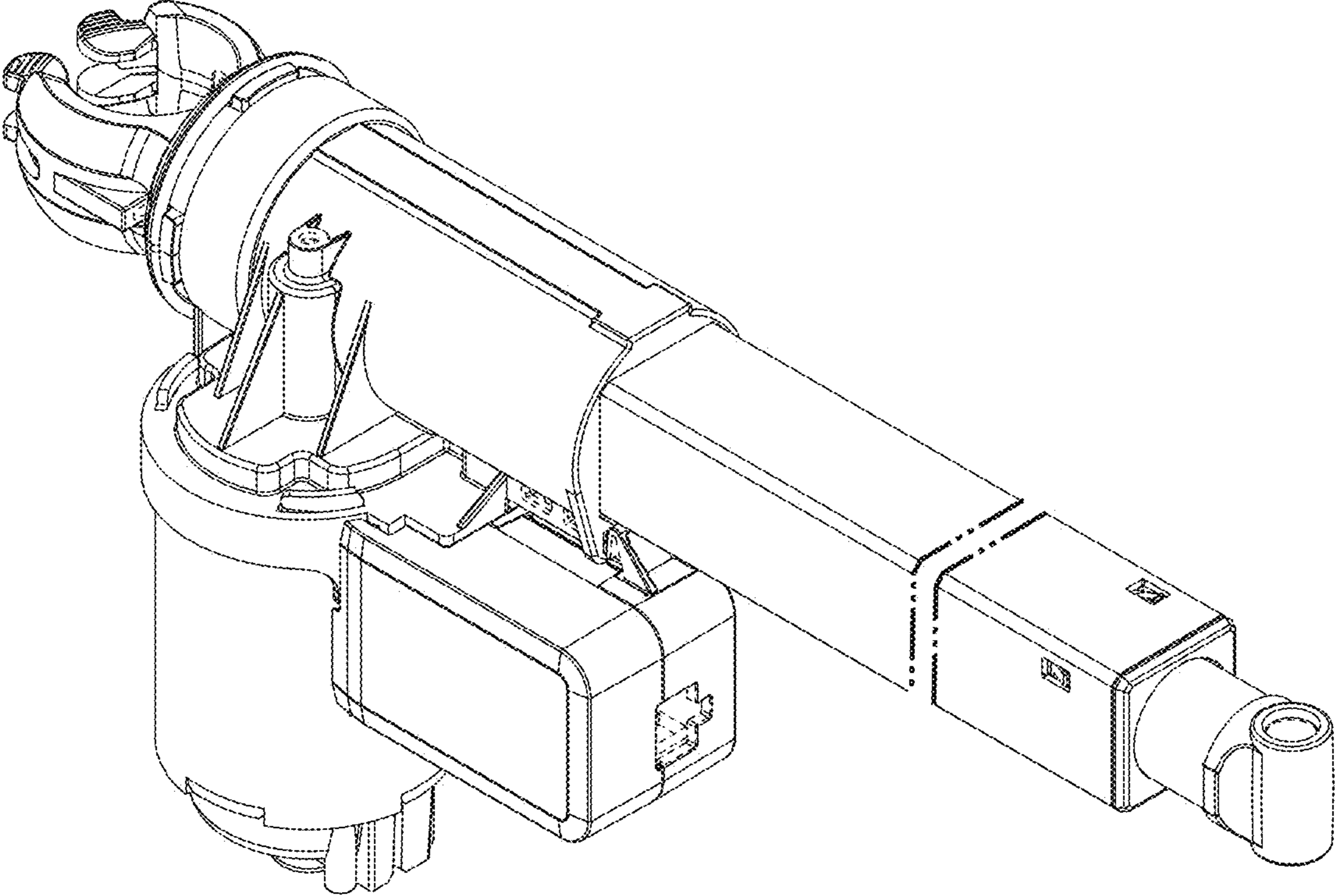
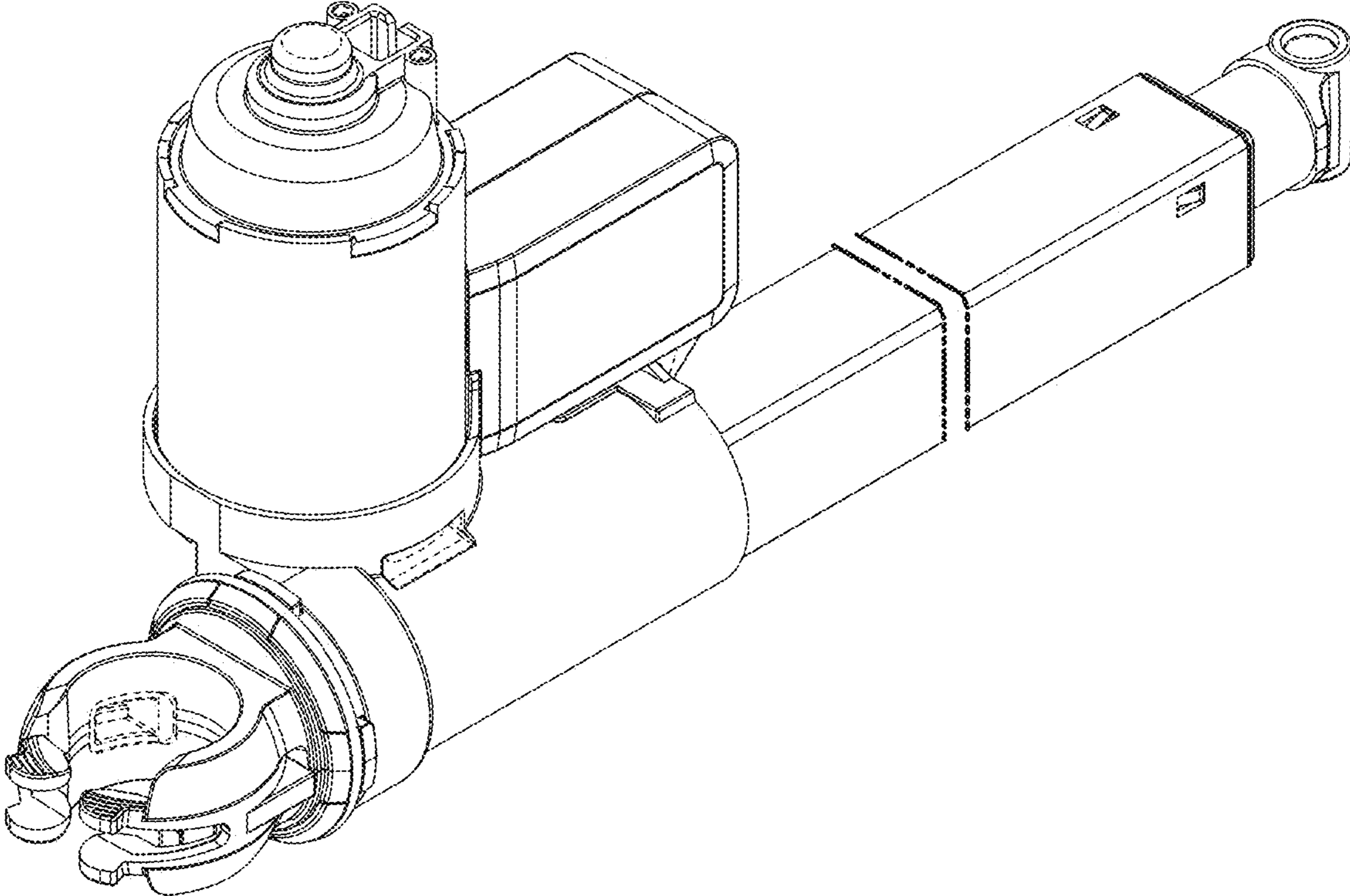


FIG. 1



**FIG. 2**

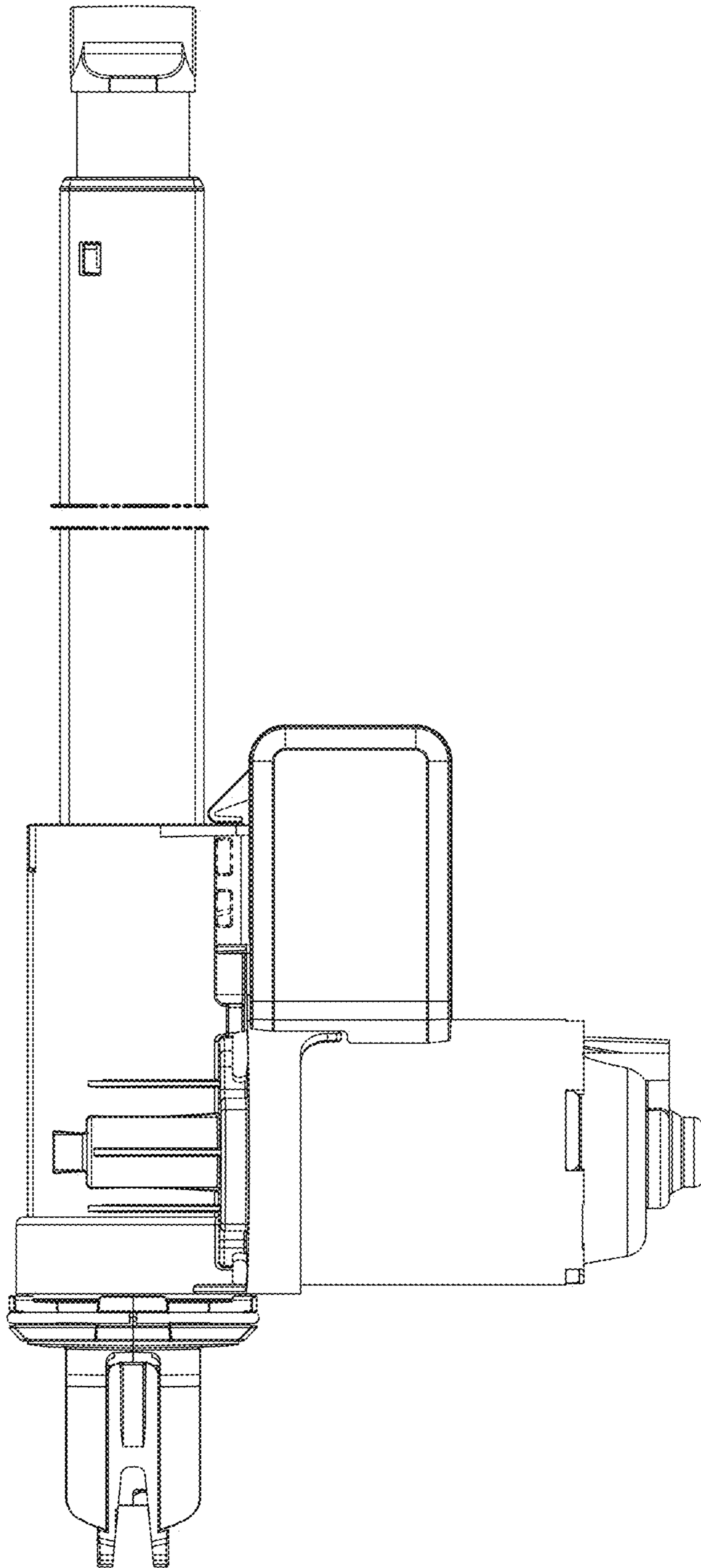
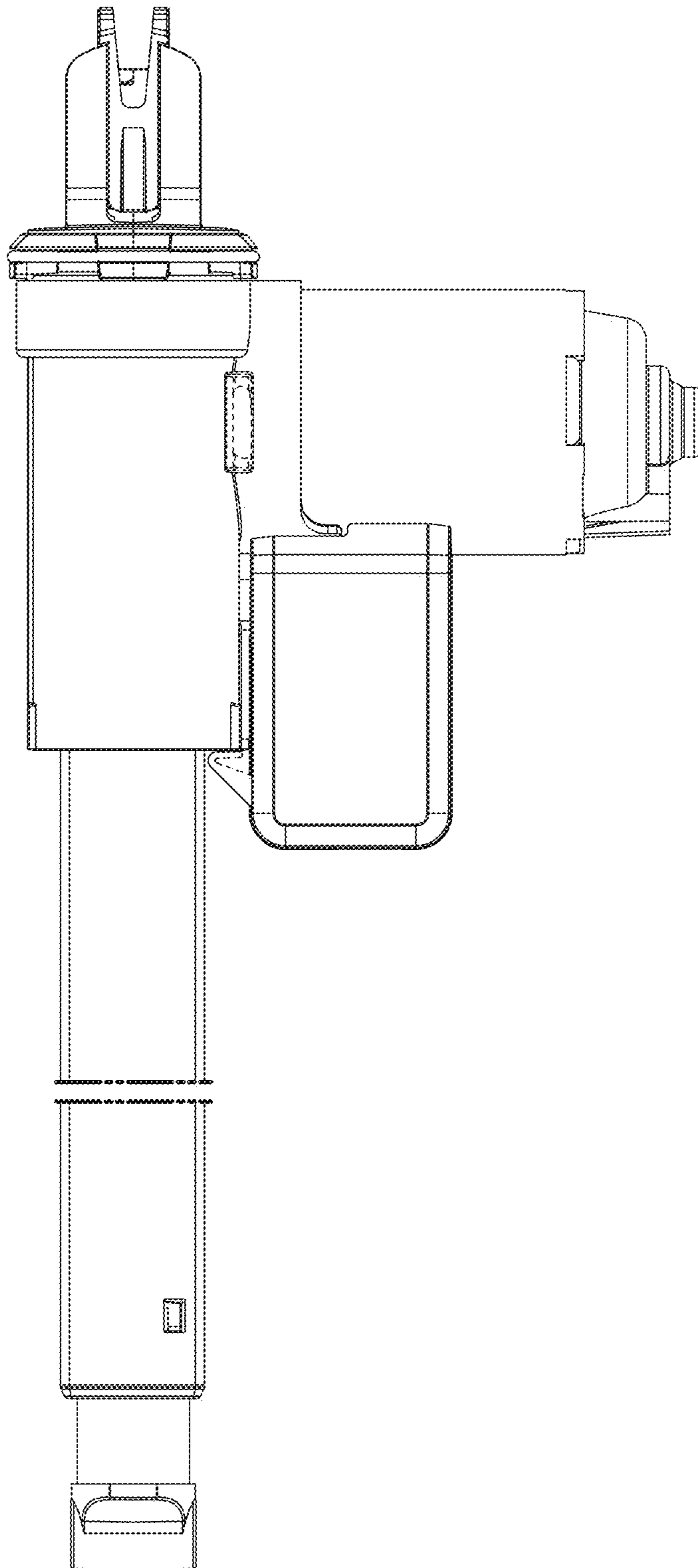
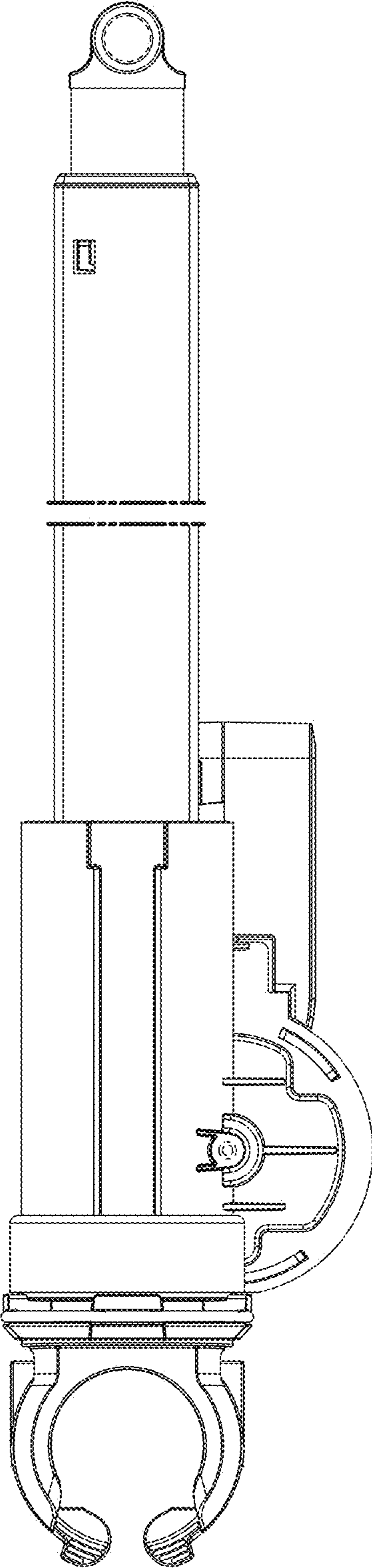


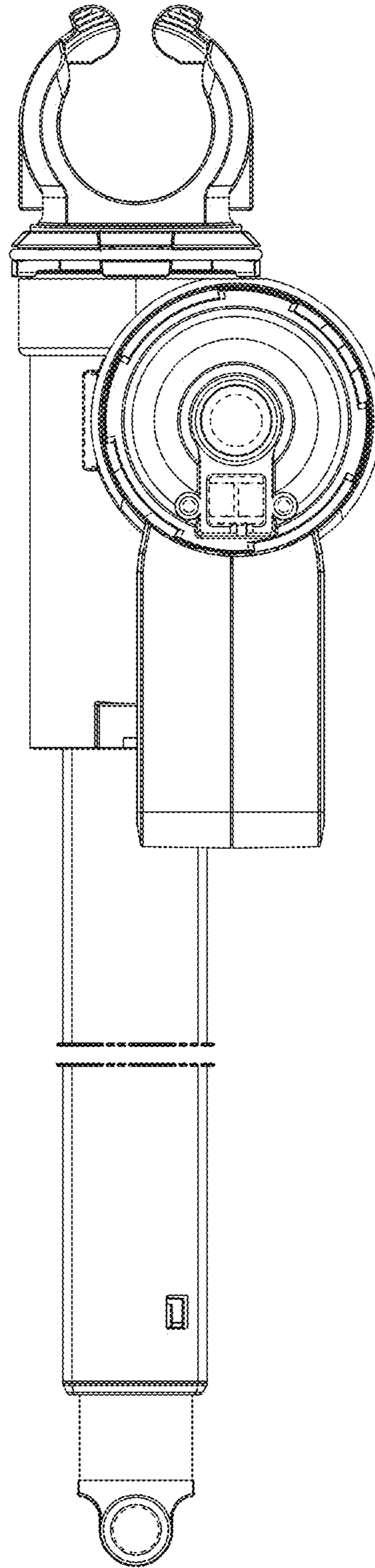
FIG. 3



**FIG. 4**

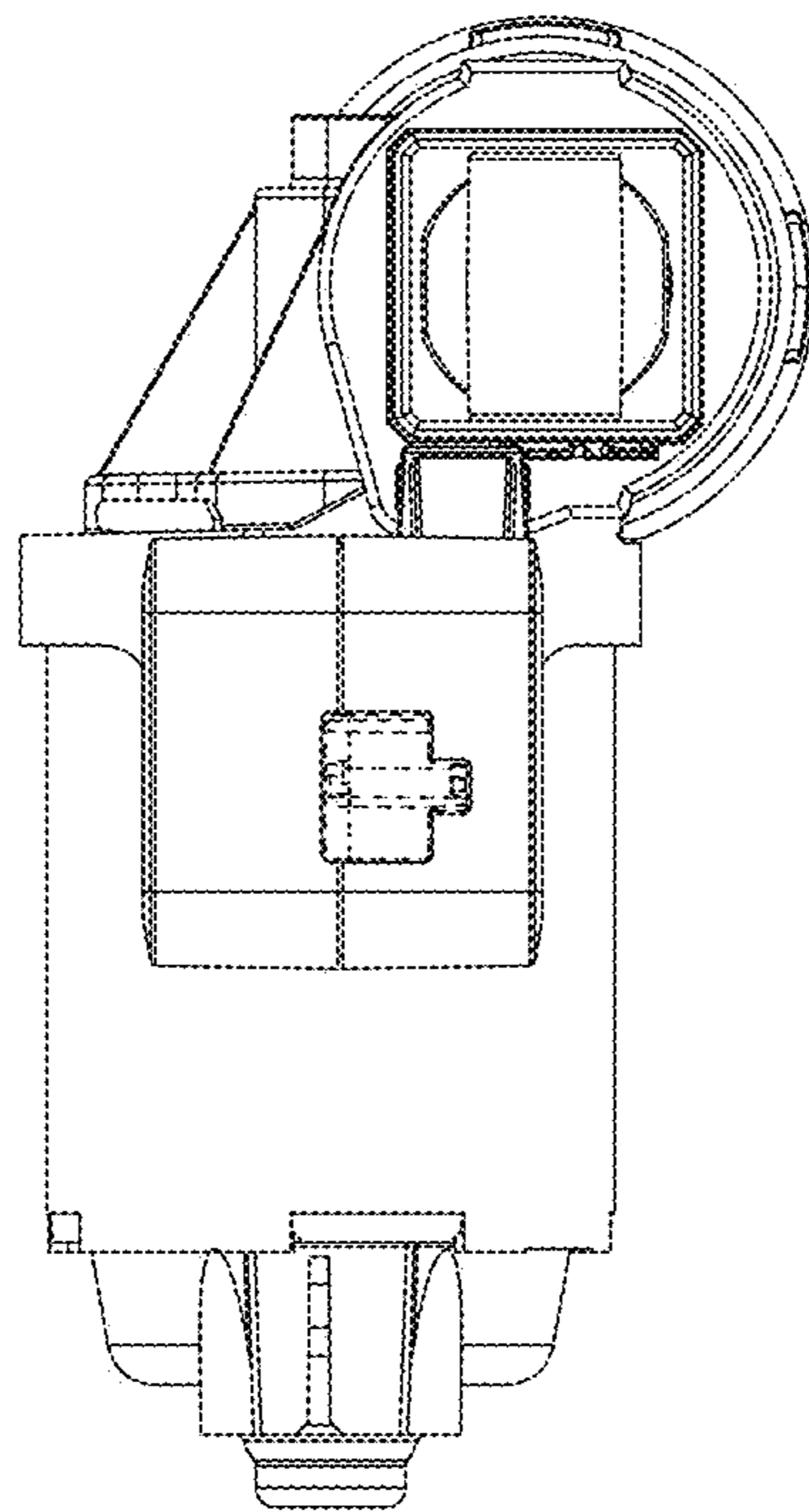


**FIG. 5**

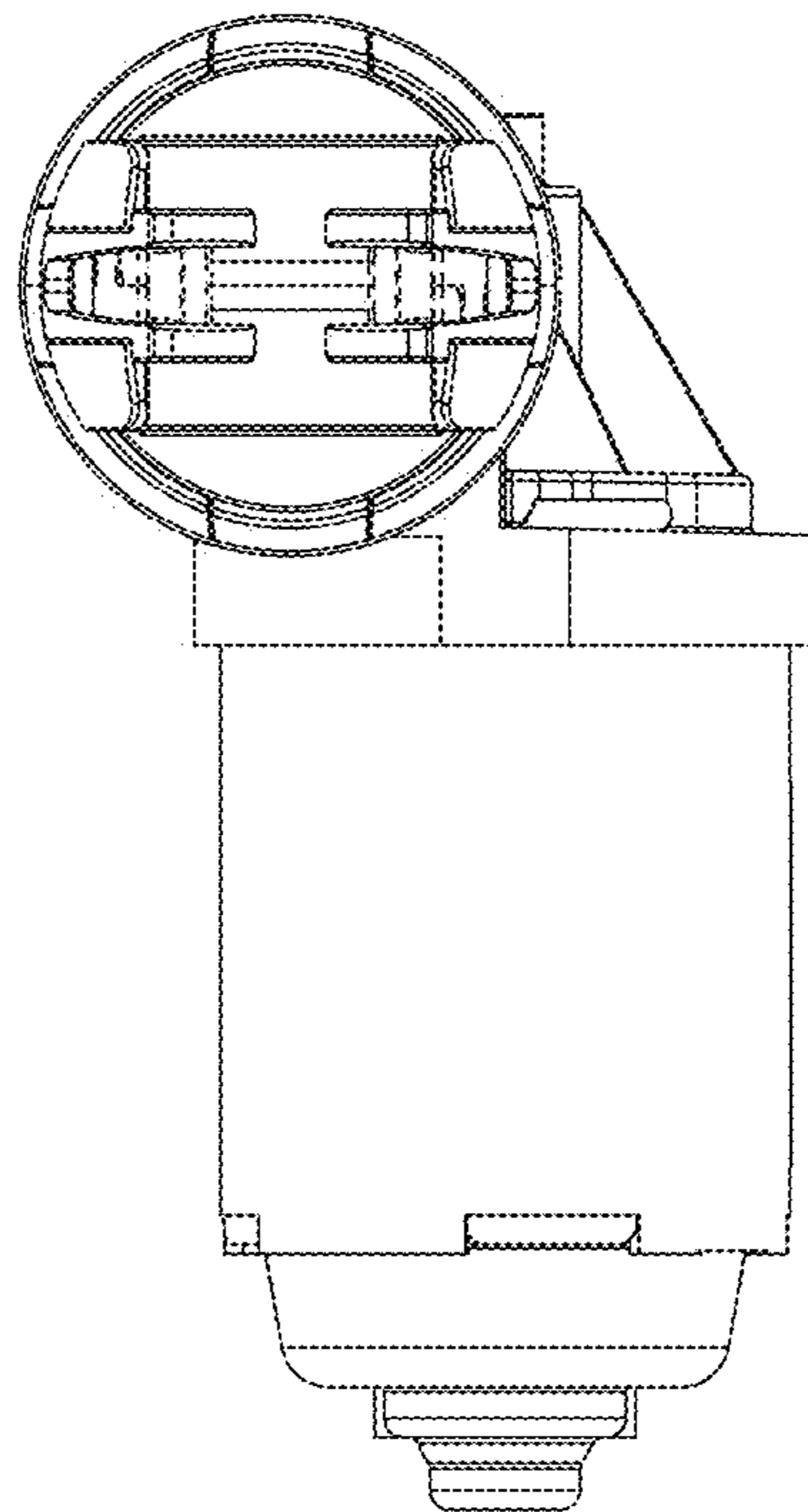


**FIG. 6**





**FIG. 7**



**FIG. 8**