



US00D925569S

(12) **United States Design Patent** (10) **Patent No.:** **US D925,569 S**
La Guardia et al. (45) **Date of Patent:** **** Jul. 20, 2021**

(54) **DISPLAY SCREEN OR PORTION THEREOF WITH GRAPHICAL USER INTERFACE**

D702,722 S * 4/2014 Abratowski D14/489
D711,914 S * 8/2014 Francisco D14/489
D729,839 S * 5/2015 Bray D14/492
D733,754 S * 7/2015 Jung D14/492
D742,918 S * 11/2015 Alterman D14/492
D745,054 S * 12/2015 Bray D14/492

(71) Applicant: **Aristocrat Technologies, Inc.**, Las Vegas, NV (US)

(Continued)

(72) Inventors: **Chad La Guardia**, Austin, TX (US);
Wouter Bruneel, Berkeley, CA (US);
David Bruno, Hayward, CA (US);
Edmond Ye, San Francisco, CA (US);
Christopher Decker, Oakland, CA (US)

FOREIGN PATENT DOCUMENTS

DE 4020100031930044 S 4/2017

(73) Assignee: **Aristocrat Technologies, Inc.**, Las Vegas, NV (US)

https://www.iconfinder.com/icons/2166455/arrow_cog_gear_inbound_input_icon (Year: 2017).*

(Continued)

(**) Term: **15 Years**

Primary Examiner — Melanie H Tung

(21) Appl. No.: **29/714,453**

(74) *Attorney, Agent, or Firm* — Weaver Austin Villeneuve & Sampson LLP

(22) Filed: **Nov. 22, 2019**

(51) **LOC (13) Cl.** **14-04**

(57) **CLAIM**

(52) **U.S. Cl.**
USPC **D14/486**; D14/491

We claim the ornamental design for a display screen or a portion thereof with graphical user interface, as shown and described.

(58) **Field of Classification Search**
USPC D14/485-95; D21/369, 370, 371
CPC .. G06F 3/0481; G06F 3/0482; G06F 3/04812;
G06F 3/04817; G06F 3/0484; G06F 3/0485;
G06F 3/048; G06F 3/0487; G06F 3/0488;
G06F 3/04883; G06F 3/04886; G06F 3/0489;
G06F 3/0486; G06F 3/04842; G06F 3/04845; G06F 3/04847
See application file for complete search history.

DESCRIPTION

FIG. 1 is a front view of a display screen or portion thereof with graphical user interface showing our new design according to a first embodiment.

FIG. 2 is a front view of a second embodiment thereof.

FIG. 3 is a front view of a third embodiment thereof.

FIG. 4 is a front view of a fourth embodiment thereof.

FIG. 5 is a front view of a fifth embodiment thereof; and,

FIG. 6 is a front view of a sixth embodiment thereof.


The dashed broken line in the perimeter of the drawings illustrates a display screen or portion thereof and forms no part of the claimed design. The remaining dashed broken lines illustrate elements of the graphical user interface that form no part of the claim.

(56) **References Cited**

U.S. PATENT DOCUMENTS

D597,098 S * 7/2009 Su D14/485
D646,696 S * 10/2011 Loken D14/492
D664,991 S * 8/2012 Scholpp D14/492
D671,172 S * 11/2012 Takahashi D21/385
D678,902 S * 3/2013 Evans D14/492
D693,834 S * 11/2013 Ito D14/486

1 Claim, 6 Drawing Sheets



(56)

References Cited

U.S. PATENT DOCUMENTS

D747,739 S * 1/2016 Sim D14/492
D748,138 S * 1/2016 Park D14/492
D754,202 S * 4/2016 Chen D14/492
D757,757 S * 5/2016 Jung D14/485
D761,865 S * 7/2016 Lee D14/492
D768,167 S * 10/2016 Jones D14/486
D769,940 S * 10/2016 Cho D14/492
D811,488 S * 2/2018 To D21/369
D814,516 S * 4/2018 Henderson D14/492
D823,342 S * 7/2018 Kobayashi D14/493
D837,822 S * 1/2019 Belg D14/487
D882,633 S * 4/2020 Katz D14/495
D895,680 S * 9/2020 Kim D14/492
D910,692 S * 2/2021 Coverstone D14/487
2012/0245745 A1 * 9/2012 Vandevelde H02S 50/00
700/286

OTHER PUBLICATIONS

https://www.iconfinder.com/icons/2444859/bitcoin_control_gear_mining_settings_icon (Year: 2017).*

https://www.iconfinder.com/icons/3220355/analytic_icon_gear_gear_icon_link_system_system_icon_analytics_icon (Year: 2018).*

https://www.iconfinder.com/icons/899548/circular_clock_clocks_frame_gear_time_tool_watch_watches_icon (Year: 2016).*

https://www.iconfinder.com/icons/439820/gear_configuration_options_preferences_setting_settings_tools_icon (Year: 2015).*

https://www.iconfinder.com/icons/1747842/castle_castle_tower_fortress_rook_sand_castle_strategy_icon (Year: 2016).*

https://www.iconfinder.com/icons/3788119/antivirus_building_castle_safety_security_tower_icon (Year: 2018).*

* cited by examiner




FIG. 1




FIG. 2




FIG. 3




FIG. 4




FIG. 5




FIG. 6