



US00D925540S

(12) **United States Design Patent** (10) **Patent No.:** **US D925,540 S**
Feng (45) **Date of Patent:** **** Jul. 20, 2021**

(54) **USB C ADAPTER**
(71) Applicant: **Dejing Feng**, Songzi (CN)
(72) Inventor: **Dejing Feng**, Songzi (CN)
(**) Term: **15 Years**
(21) Appl. No.: **29/773,681**
(22) Filed: **Mar. 11, 2021**
(51) **LOC (13) Cl.** **14-02**
(52) **U.S. Cl.**
USPC **D14/433**
(58) **Field of Classification Search**
USPC D14/240, 242, 356, 358, 363, 365, 367,
D14/370, 432-437, 439, 498, 125, 366,
D14/168, 496; D13/147, 164, 123, 133,
D13/146, 110, 199, 103, 162, 159, 160,
D13/184; 361/683, 684, 686, 724, 735,
361/737, 752; D18/40
CPC H01R 25/006; H01R 27/02; H01R 31/005;
G06F 13/4022; G06F 13/382; G06F
1/1632; G06F 1/1684; G06F 1/20; G06F
1/1607
See application file for complete search history.

(56) **References Cited**
U.S. PATENT DOCUMENTS
D864,208 S 10/2019 Duan
D864,964 S * 10/2019 Lyu D14/433
D864,966 S * 10/2019 Sang D14/434
D866,557 S * 11/2019 Xiong D14/433
D874,462 S * 2/2020 Chin D14/433
D876,439 S * 2/2020 Turksu D14/433
D878,373 S * 3/2020 Zhang D14/433

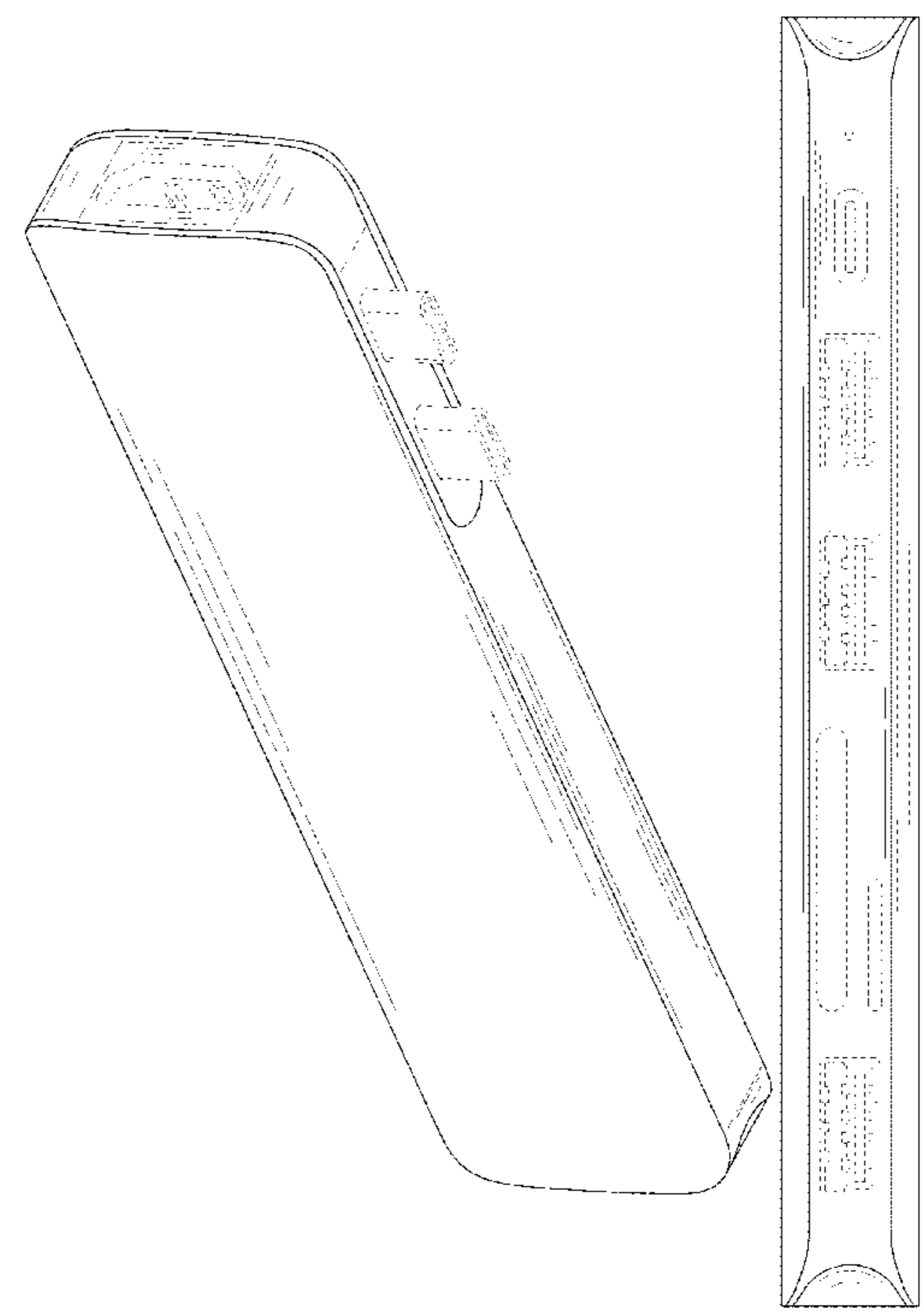
D879,780 S * 3/2020 Liao D14/433
D880,480 S * 4/2020 Liao D14/433
D882,577 S * 4/2020 Liao D14/433
D883,983 S * 5/2020 Zhang D14/433
D885,391 S * 5/2020 Chin D14/433
D886,825 S 6/2020 Zhang et al.
D889,470 S 7/2020 Zhang et al.
D890,181 S * 7/2020 Liu D14/433
D891,433 S * 7/2020 Chin D14/433
D892,119 S * 8/2020 Chin D14/433
D900,111 S * 10/2020 Wu D14/433
D900,740 S * 11/2020 Liao D13/108
D907,041 S * 1/2021 Jiang D14/433
D918,211 S * 5/2021 Liao D14/433

* cited by examiner
Primary Examiner — Austin Murphy

(57) **CLAIM**
The ornamental design for a USB C adapter, as shown and described.

DESCRIPTION
FIG. 1 is a first perspective view of a USB C adapter showing my new design;
FIG. 2 is a second perspective view thereof;
FIG. 3 is a front view thereof;
FIG. 4 is a back view thereof;
FIG. 5 is a left side view thereof;
FIG. 6 is a right side view thereof;
FIG. 7 is a top view thereof; and,
FIG. 8 is a bottom view thereof.
The broken lines shown in the drawings depict portions of the USB C adapter in which the design is embodied that form no part of the claimed design.

1 Claim, 8 Drawing Sheets



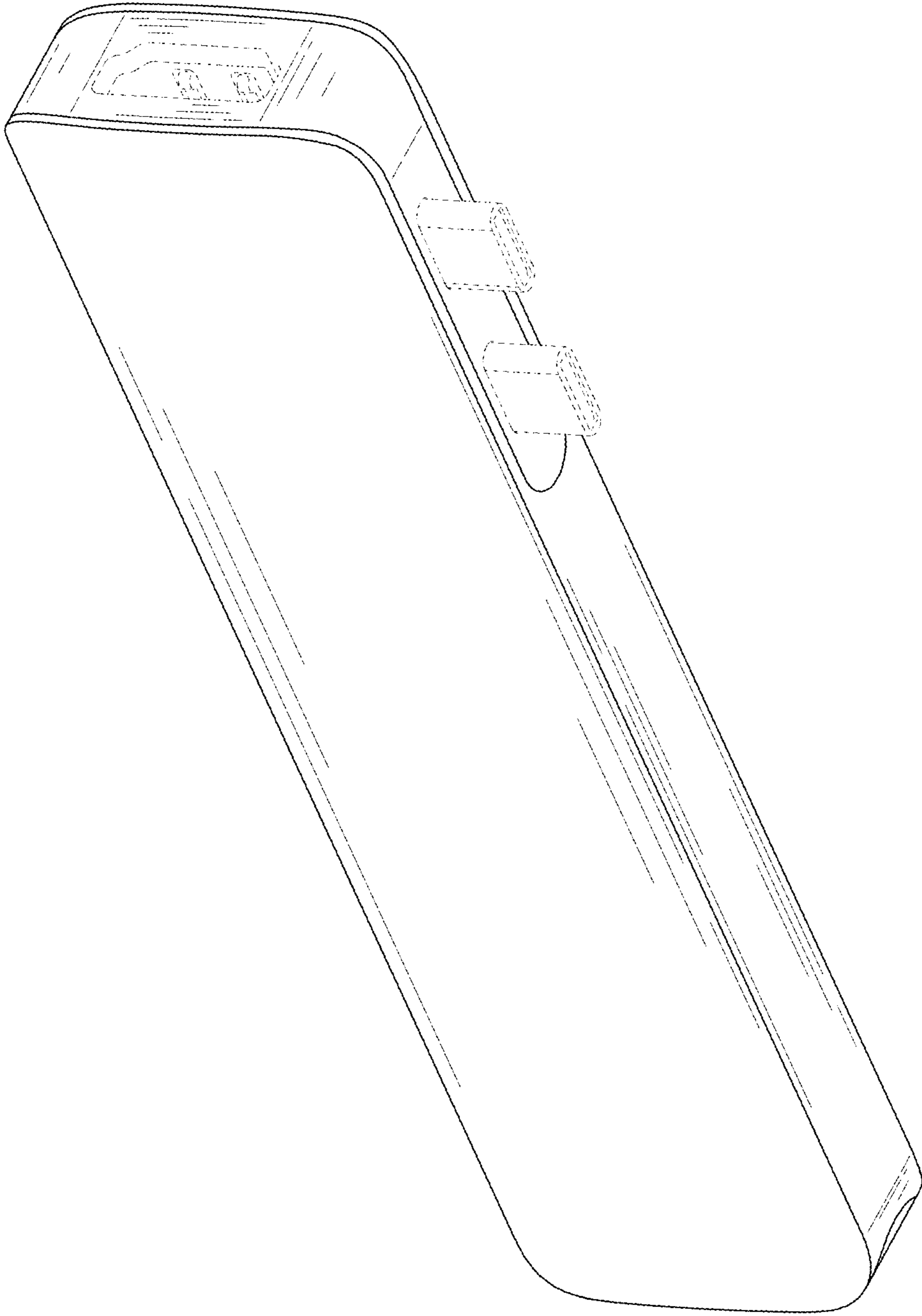


FIG. 1

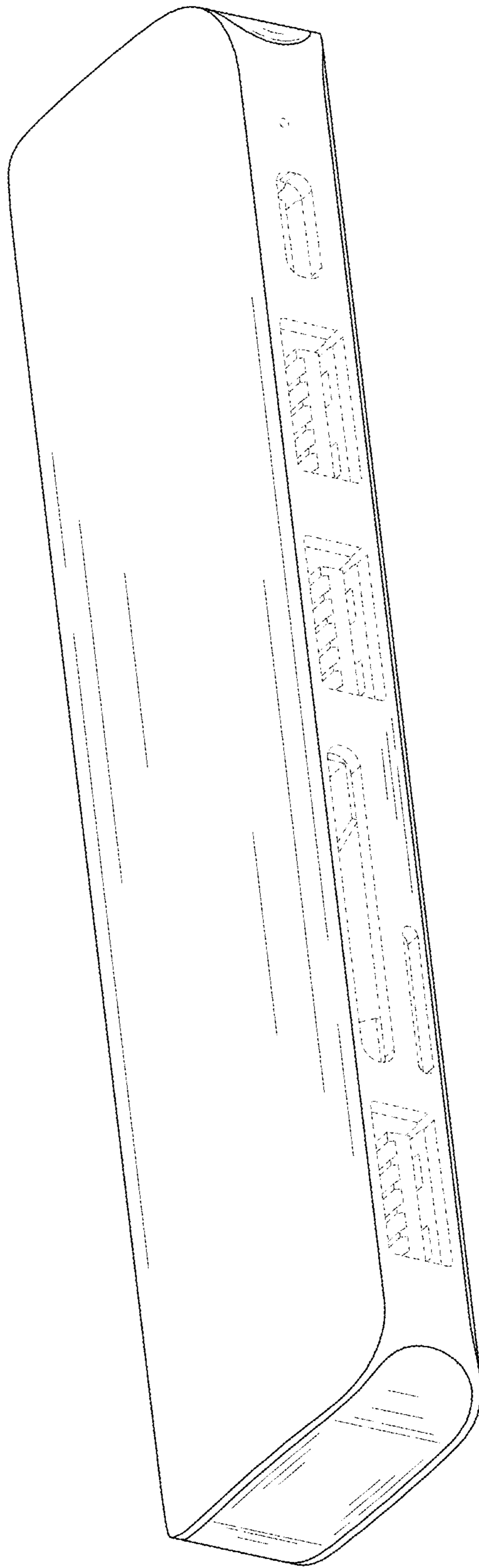


FIG. 2




FIG. 3




FIG. 4

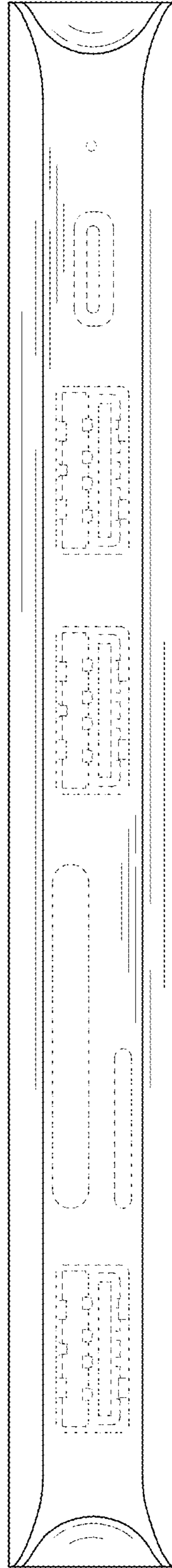


FIG. 5




FIG. 6

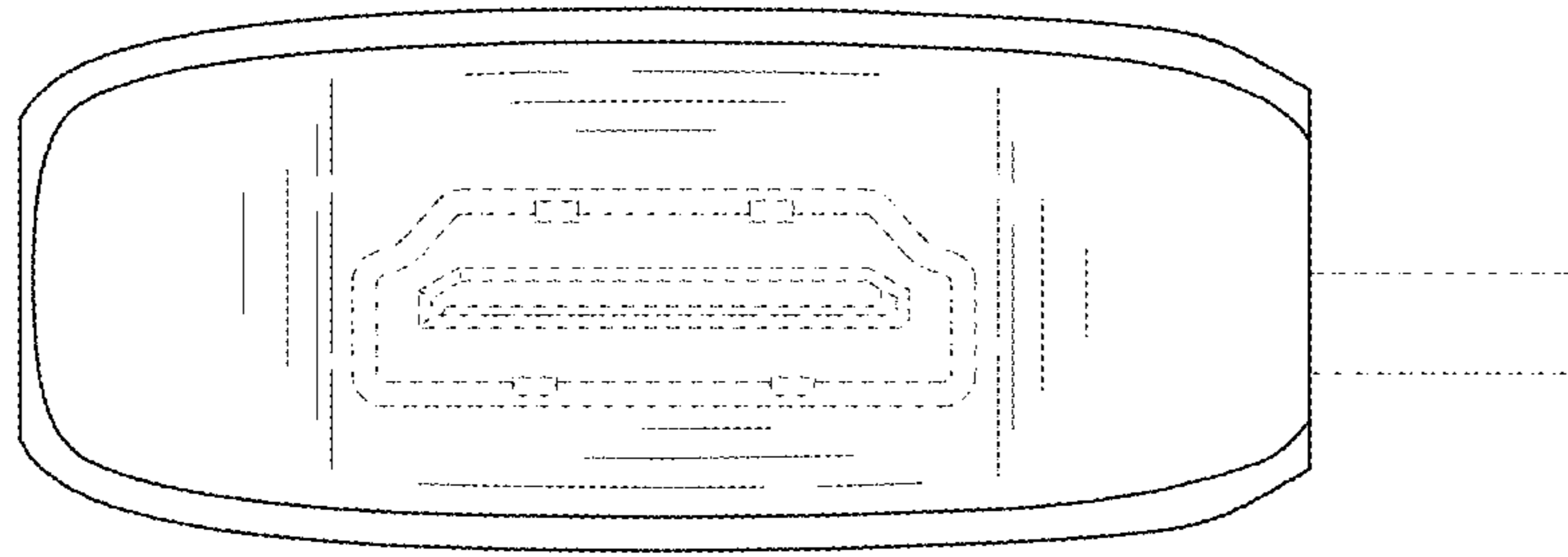


FIG. 7

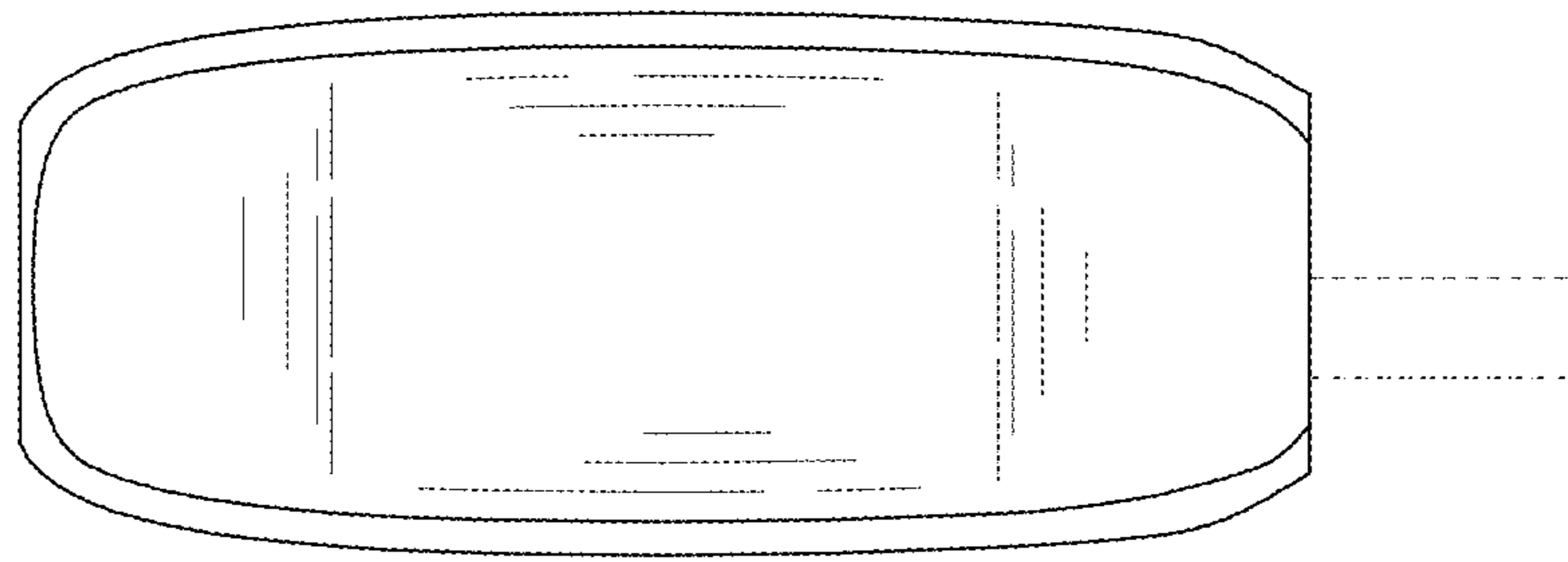


FIG. 8