



US00D925528S

(12) **United States Design Patent**
Bristol et al.

(10) **Patent No.:** **US D925,528 S**

(45) **Date of Patent:** **** Jul. 20, 2021**

(54) **HEAD-MOUNTED DISPLAY**

(71) Applicant: **Facebook Technologies, LLC**, Menlo Park, CA (US)

(72) Inventors: **Peter Wesley Bristol**, Seattle, WA (US); **Joseph Patrick Sullivan**, Seattle, WA (US); **Mauricio Romano**, Redmond, WA (US); **David Michael Pickett**, Seattle, WA (US); **Peter Allan Chase Newbury**, Burlington, WA (US); **Quintin Morris**, Seattle, WA (US); **Shane Michael Ellis**, Bellevue, WA (US); **Glen Jason Tompkins**, Woodinville, WA (US); **Eric Vial Roig**, Seattle, WA (US); **Joel Bernard Jacobs**, Seattle, WA (US)

(73) Assignee: **Facebook Technologies, LLC**, Menlo Park, CA (US)

(**) Term: **15 Years**

(21) Appl. No.: **29/723,777**

(22) Filed: **Feb. 10, 2020**

(51) **LOC (13) Cl.** **14-02**

(52) **U.S. Cl.**
USPC **D14/372**

(58) **Field of Classification Search**
USPC D14/372, 496, 432, 371, 125, 126, 129, D14/299; D16/300–342; 351/158, 153, 351/144; 345/7–9, 905; 455/344; 348/115, 53, 121, 739
CPC G02B 27/017; G02B 27/0158; G02B 27/0161; G02B 27/0181; G02B 27/0185; G02B 27/0189

See application file for complete search history.

(56) **References Cited**

U.S. PATENT DOCUMENTS

9,385,396 B2 7/2016 Goh et al.
10,146,262 B1 12/2018 Magrath et al.

10,297,868 B2 5/2019 Choi et al.
D865,764 S * 11/2019 Miller D14/372
D867,362 S * 11/2019 Chou D14/372
D875,094 S * 2/2020 Miller D14/372
D883,280 S * 5/2020 Shao D14/372
10,663,737 B1 5/2020 Magrath et al.
D892,792 S * 8/2020 Miller D14/372
D893,478 S * 8/2020 Watanabe D14/372
D898,738 S * 10/2020 Denhez D14/372
D900,095 S * 10/2020 Wang D14/372

(Continued)

OTHER PUBLICATIONS

Wikipedia, "LG G Flex", URL: https://en.wikipedia.org/wiki/LG_G_Flex, as accessed on Jun. 19, 2020, 2 pages.

(Continued)

Primary Examiner — Austin Murphy

(74) *Attorney, Agent, or Firm* — FisherBroyles, LLP

(57) **CLAIM**

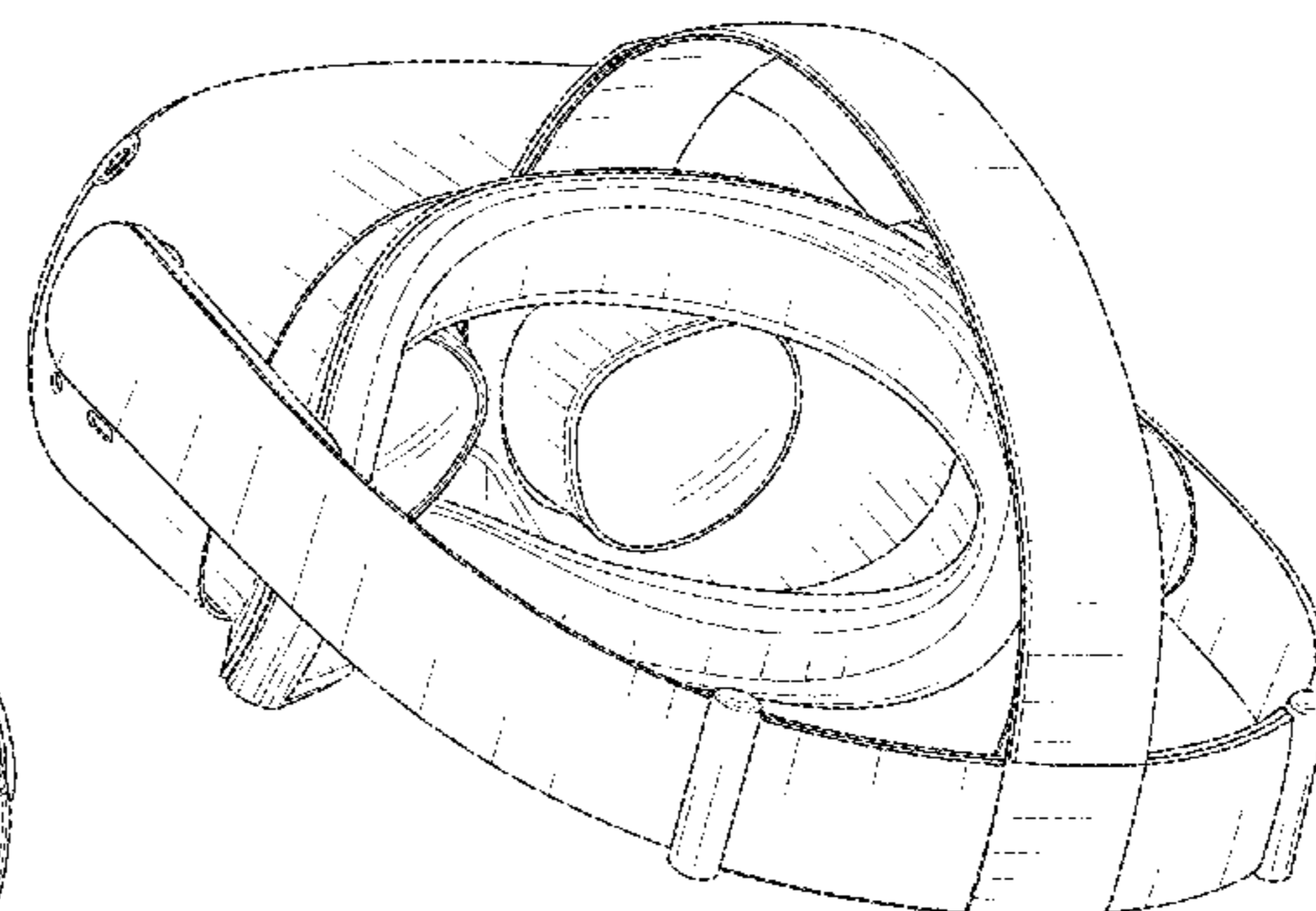
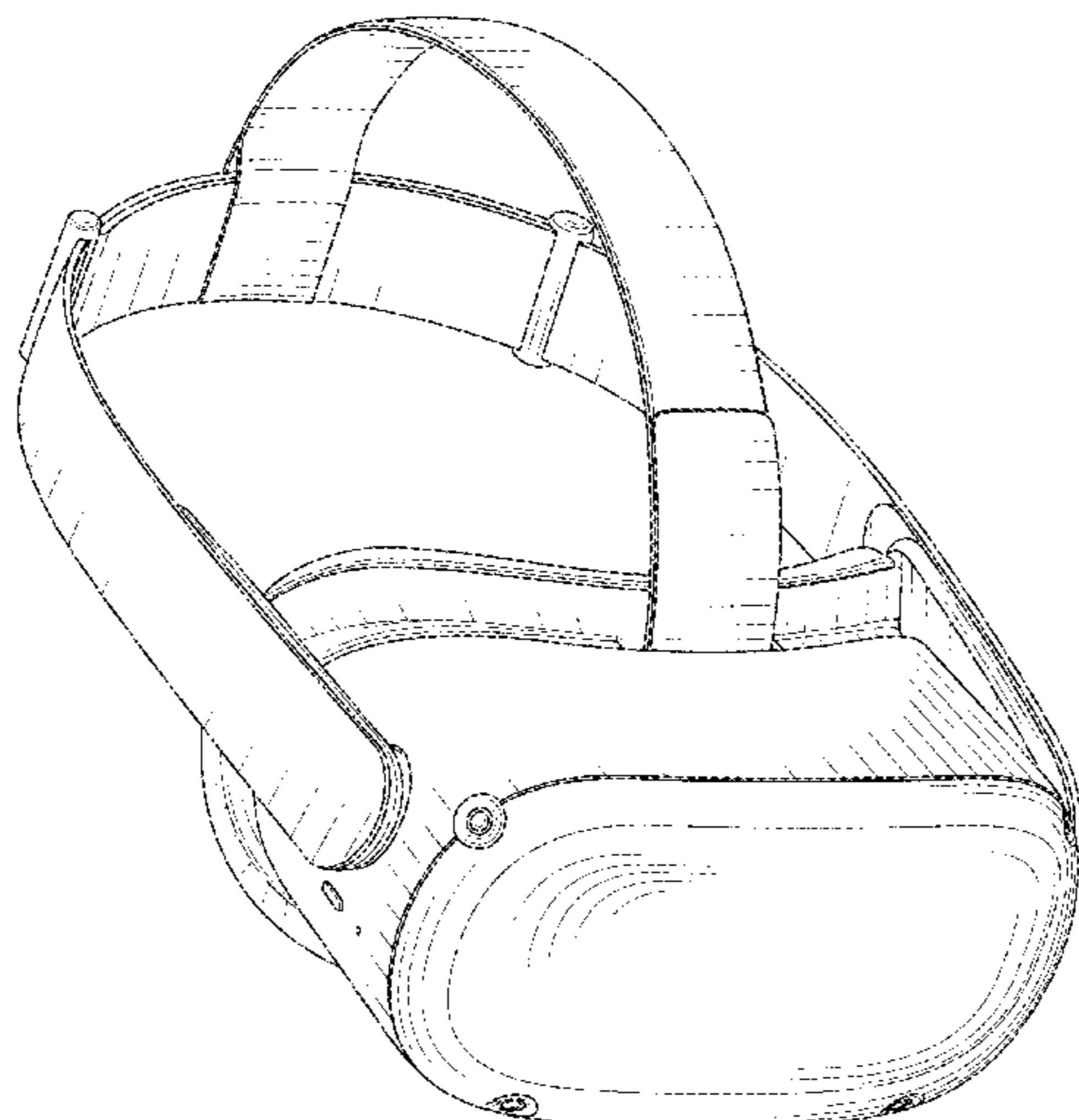
The ornamental design for a head-mounted display, as shown and described.

DESCRIPTION

FIG. 1 is a front perspective view of a head-mounted display showing the claimed design;
FIG. 2 is a rear perspective view thereof;
FIG. 3 is a front view thereof;
FIG. 4 is a rear view thereof;
FIG. 5 is a top view thereof;
FIG. 6 is a bottom view thereof;
FIG. 7 is a left side view thereof; and,
FIG. 8 is a right side view thereof.

The broken lines shown in the figures illustrate portions of the head-mounted display that form no part of the claimed design.

1 Claim, 8 Drawing Sheets



(56)

References Cited

U.S. PATENT DOCUMENTS

D900,099 S * 10/2020 Park D14/372
D910,014 S * 2/2021 Amijo D14/372
D910,015 S * 2/2021 Amijo D14/372

OTHER PUBLICATIONS

Lang, Ben, "HoloLens 2 Specs Reveal 2-3 Hour 'Active' Battery Life, Optional Top Strap, & More", URL: <https://www.roadtovr.com/hololens-2-specs-resolution-field-of-view-battery-life/>, Feb. 24, 2019, 5 pages.

Howard et al., "Curved Batteries, Devices, and Accessories", U.S. Appl. No. 62/901,082, filed Sep. 16, 2019, 75 pages.

Howard et al., "Non-Uniformly Curved Batteries", U.S. Appl. No. 16/818,611, filed Mar. 13, 2020, 115 pages.

Howard et al., "Curved Battery-Pack Devices and Accessories", U.S. Appl. No. 16/818,614, filed Mar. 13, 2020, 117 pages.

Roig et al., "Head Cradle for Head-Mounted Display and Related Systems and Devices", U.S. Appl. No. 63/060,716, filed Aug. 4, 2020, 65 pages.

Flores et al., "Fabric Reinforced Soft Actuators", U.S. Appl. No. 63/050,310, filed Jul. 10, 2020, 56 pages.

Barreiros et al., "Fabric Reinforced Soft Actuators", U.S. Appl. No. 17/111,549, filed Dec. 4, 2020, 71 pages.

* cited by examiner

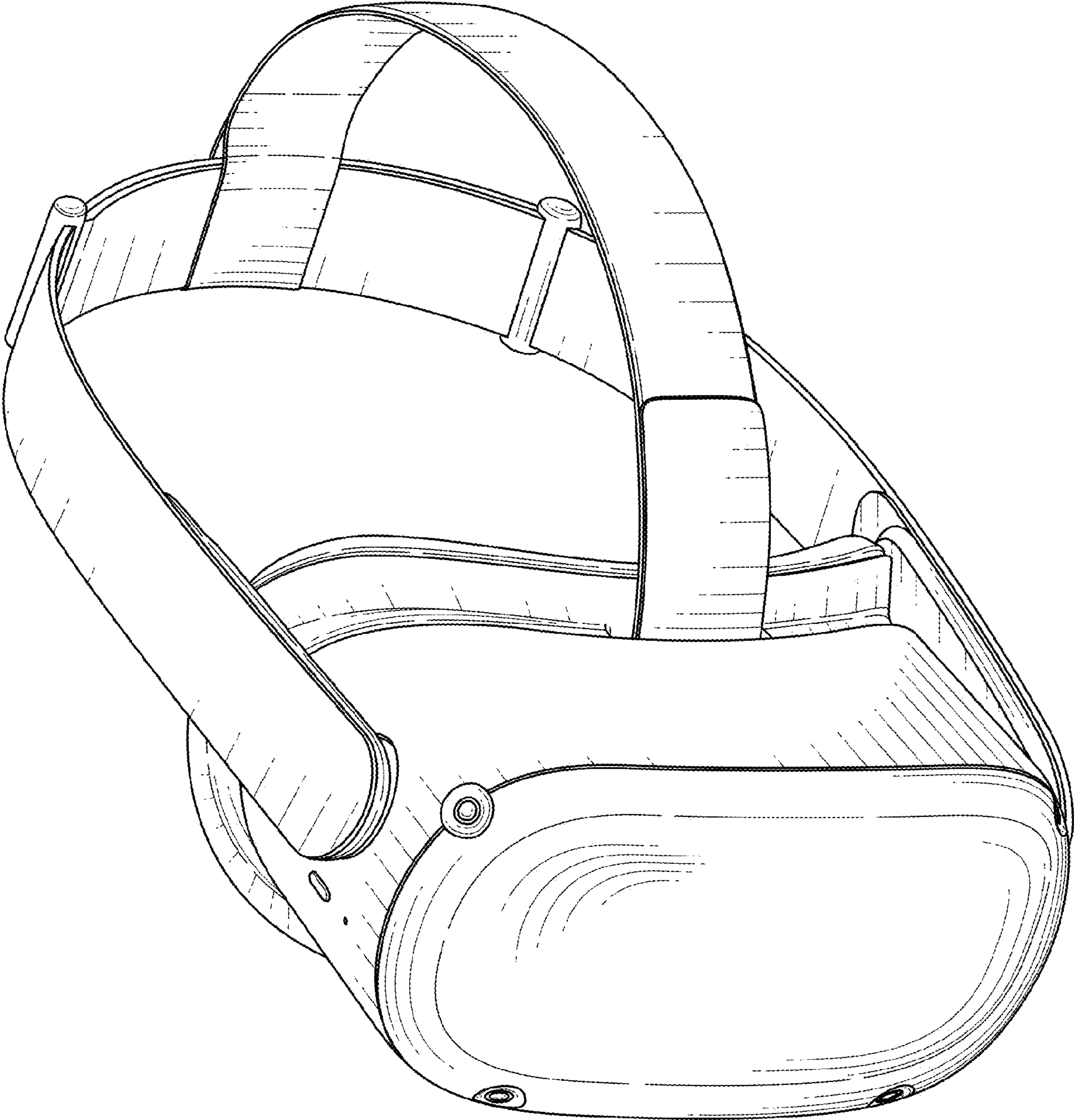


FIG. 1

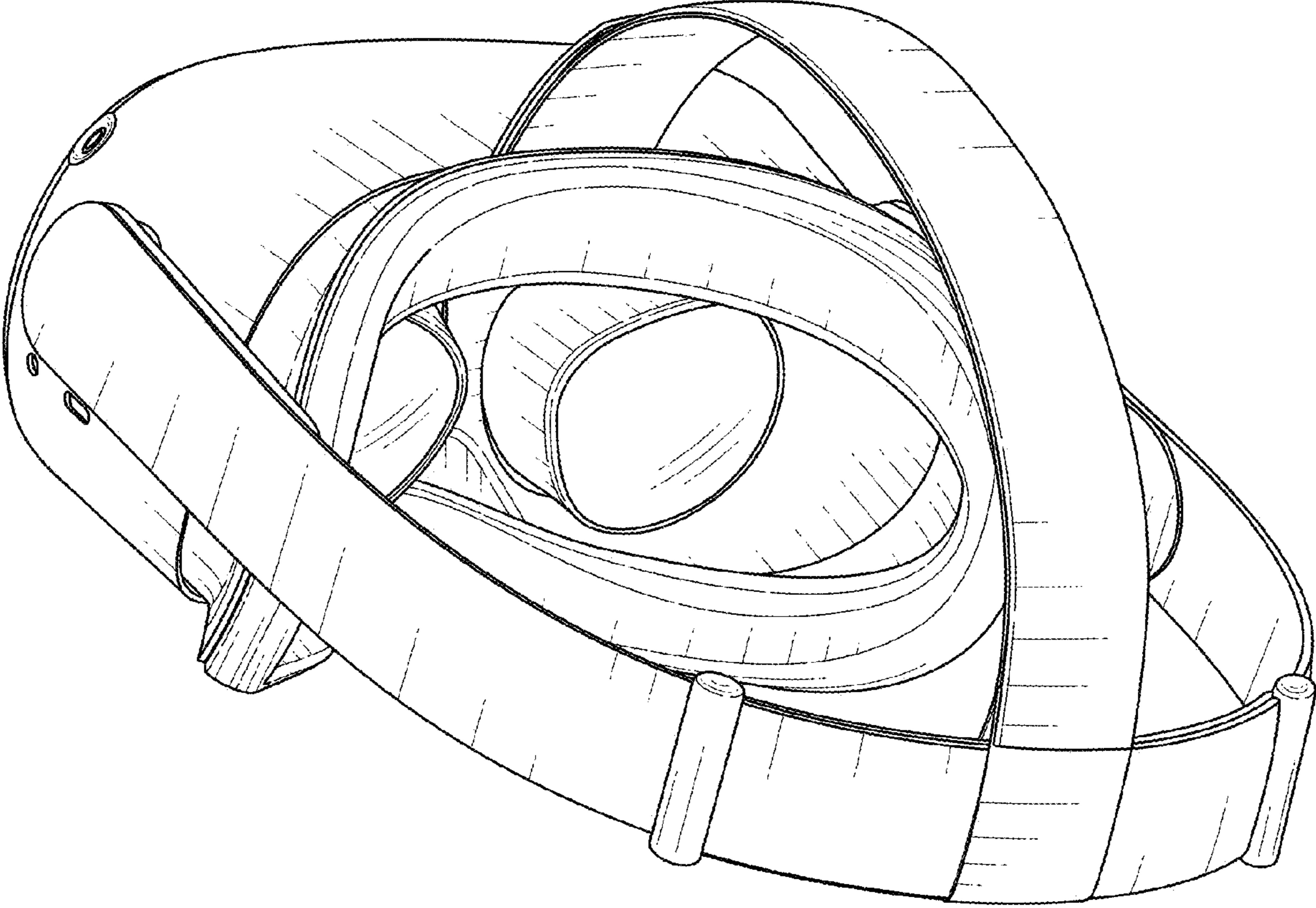


FIG. 2

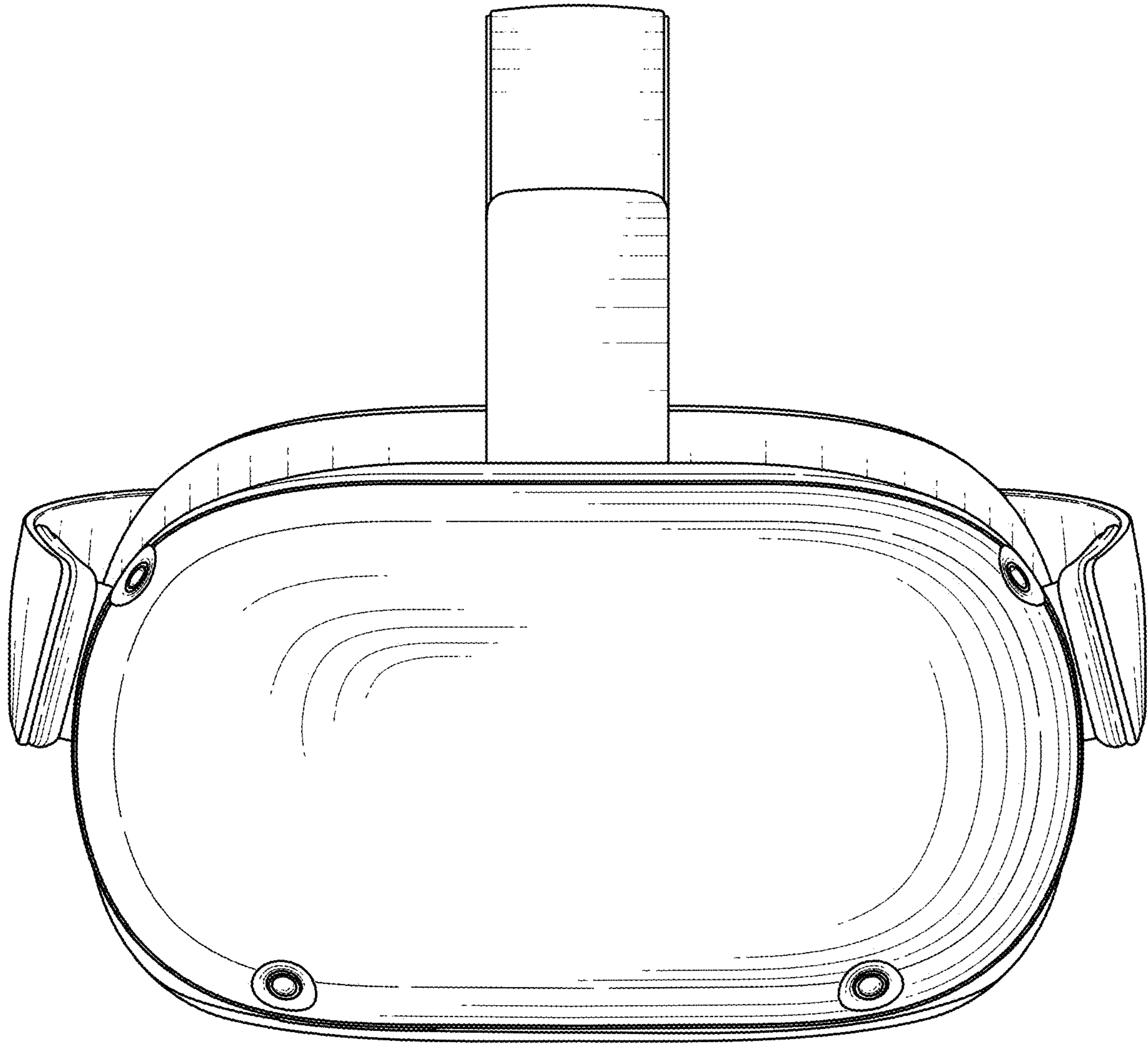


FIG. 3

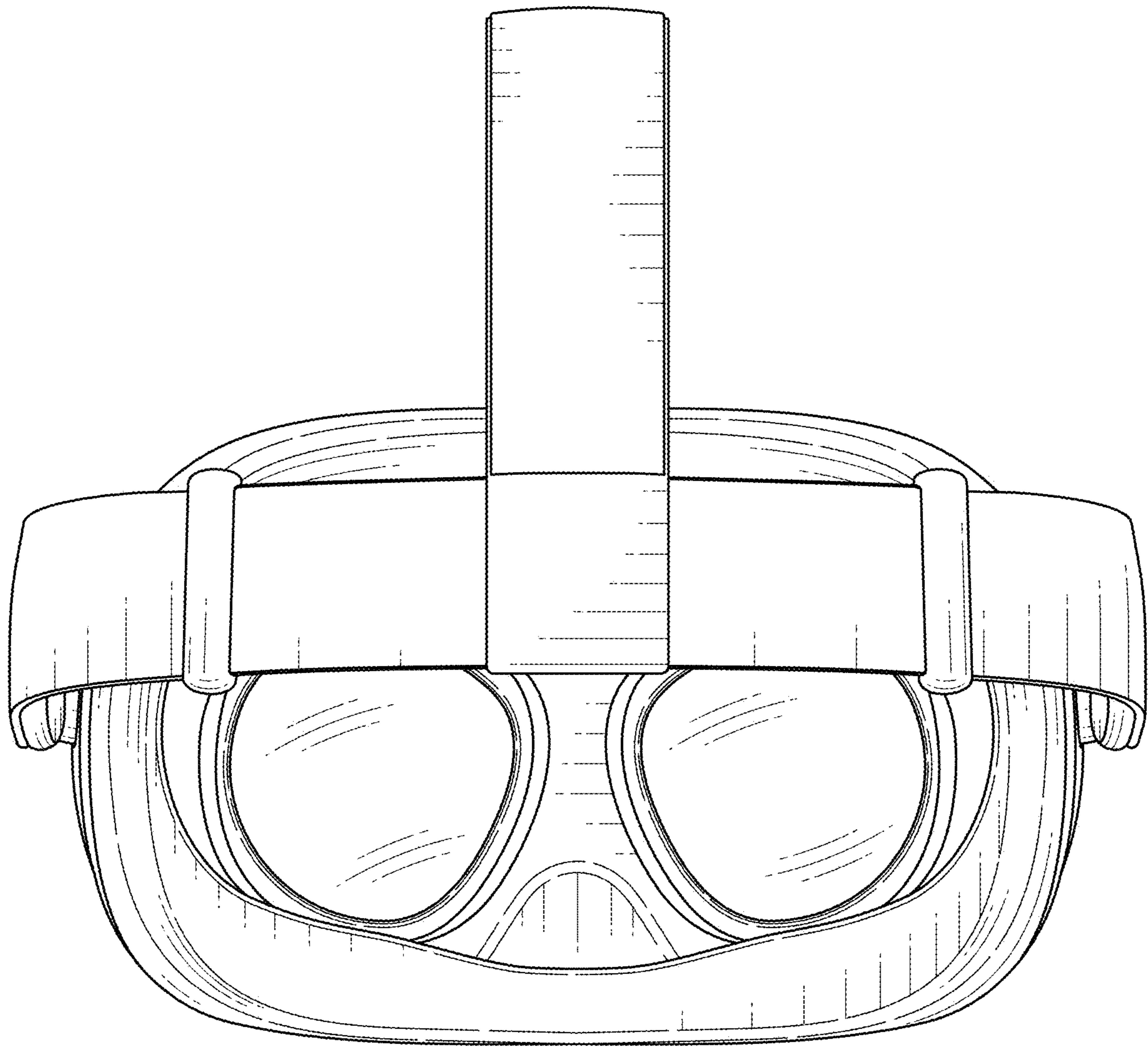


FIG. 4

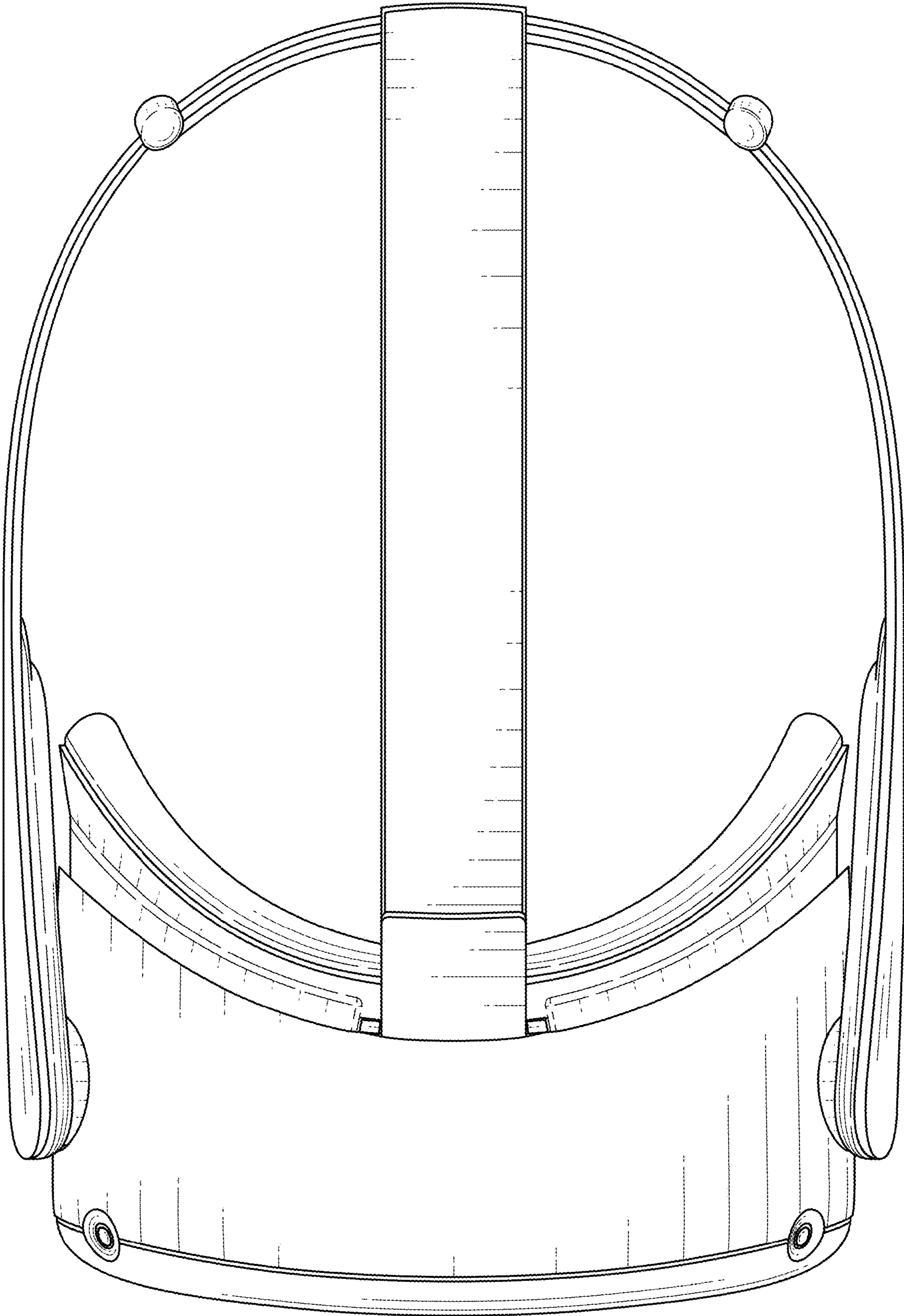


FIG. 5

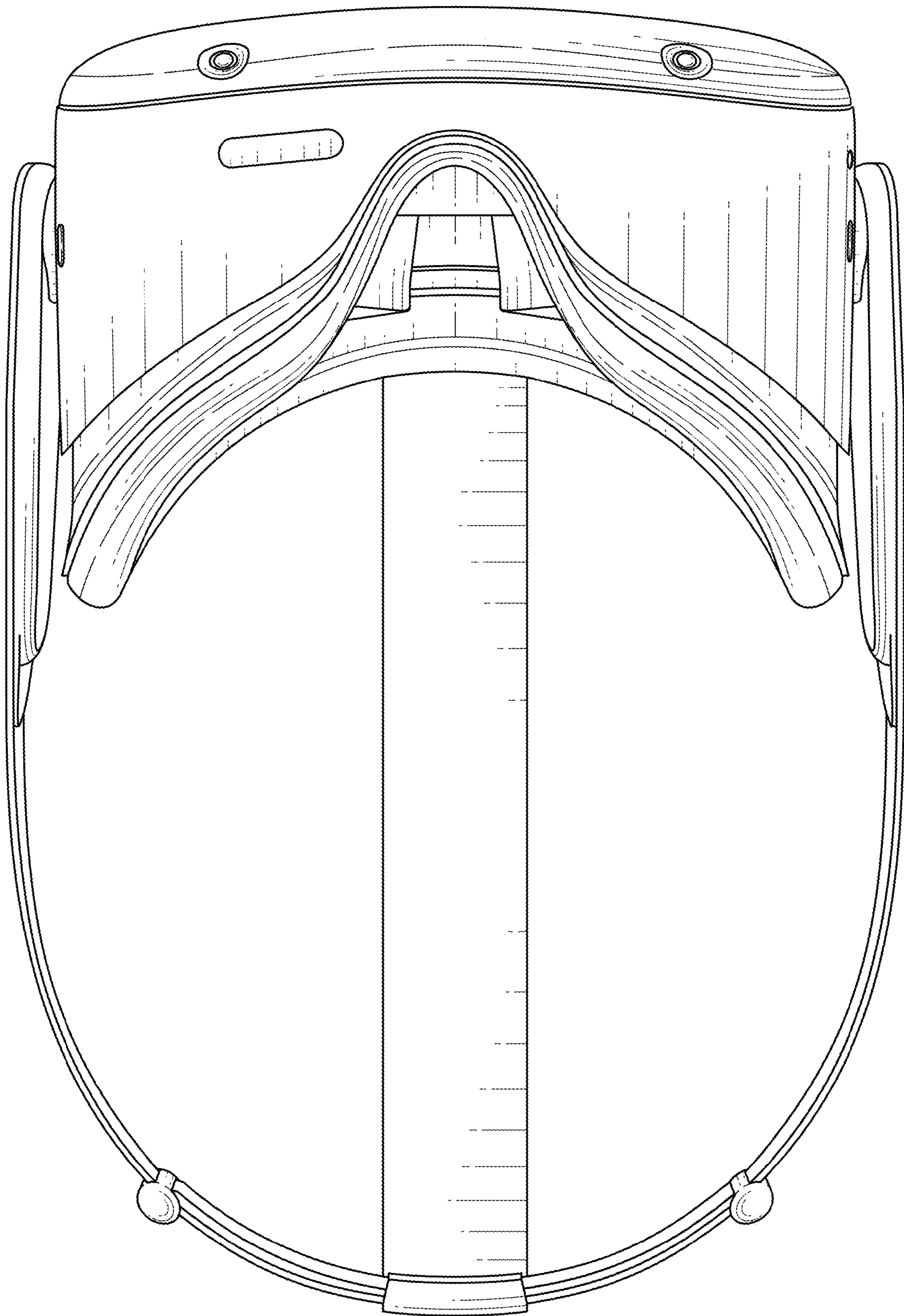


FIG. 6

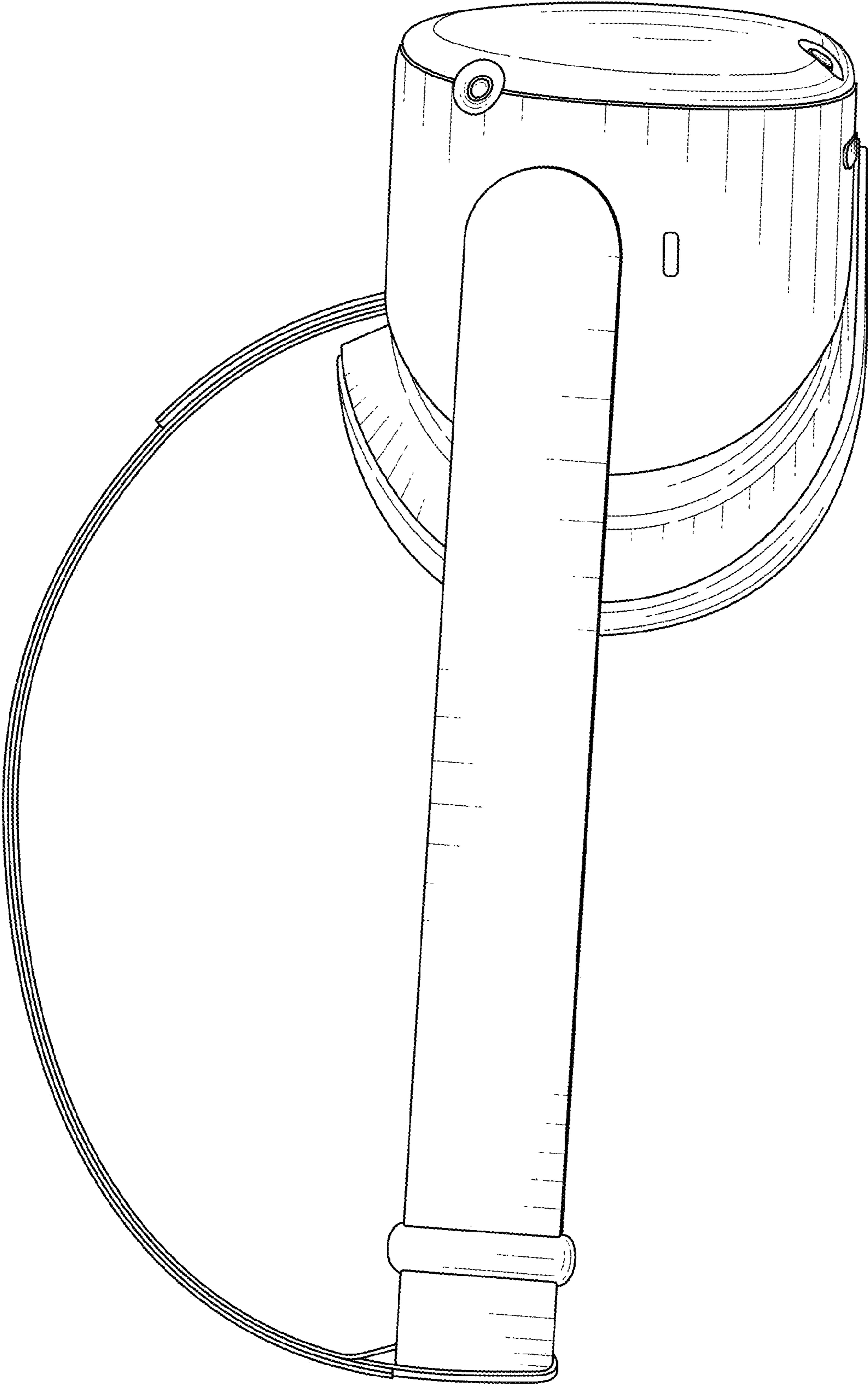


FIG. 7

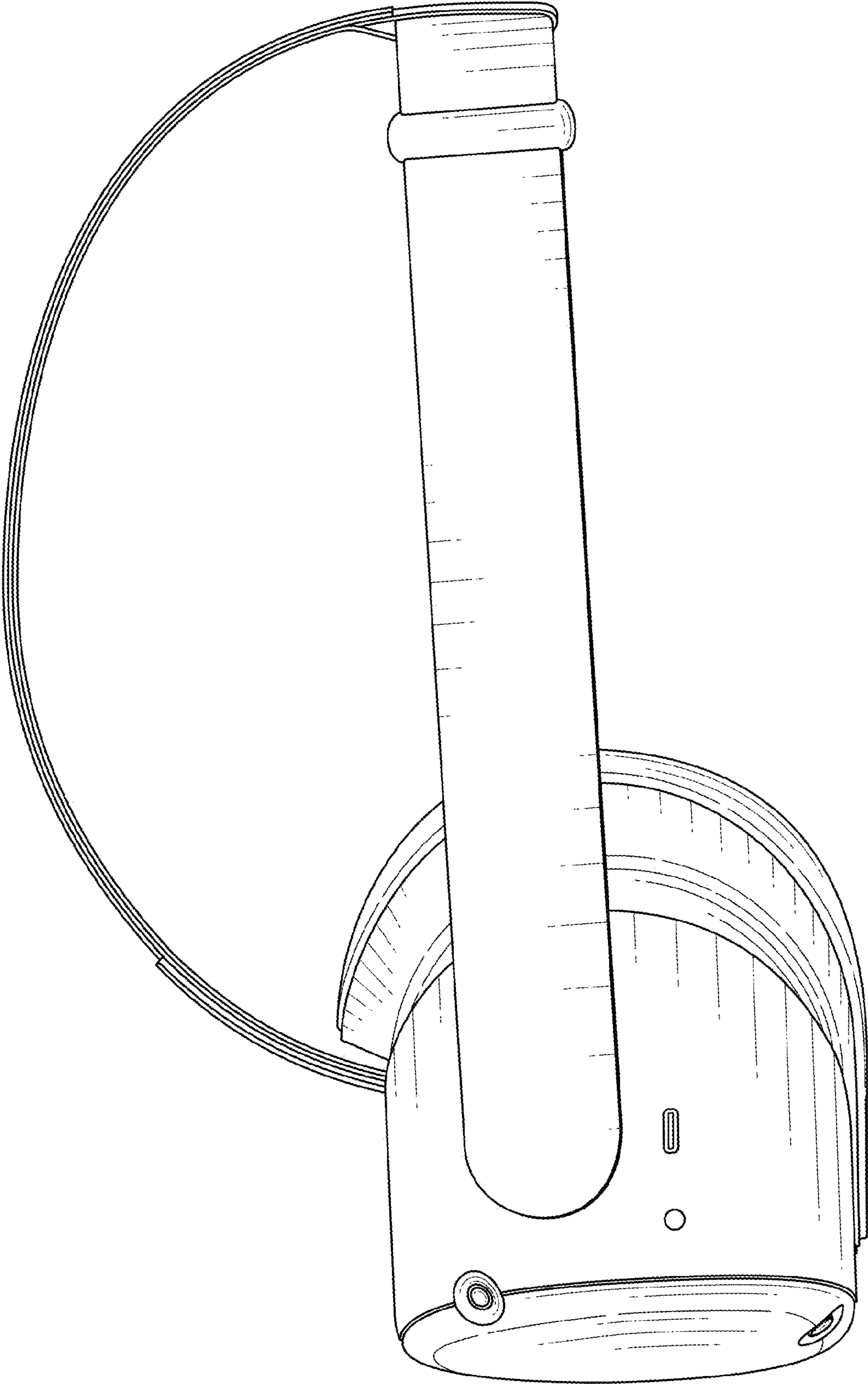


FIG. 8