



US00D925527S

(12) **United States Design Patent** (10) **Patent No.:** **US D925,527 S**
Bae et al. (45) **Date of Patent:** **** Jul. 20, 2021**

(54) **MONITOR**

(71) Applicant: **LG ELECTRONICS INC.**, Seoul (KR)

(72) Inventors: **Jinwan Bae**, Seoul (KR); **Seunghoon Ryu**, Seoul (KR)

(73) Assignee: **LG ELECTRONICS INC.**, Seoul (KR)

(**) Term: **15 Years**

(21) Appl. No.: **29/681,489**

(22) Filed: **Feb. 26, 2019**

(30) **Foreign Application Priority Data**

Aug. 27, 2018 (KR) 30-2018-0039781

(51) **LOC (13) Cl.** **14-02**

(52) **U.S. Cl.**
USPC **D14/371; D14/239**

(58) **Field of Classification Search**
USPC ... D14/195, 203.7, 216, 228, 371, 380, 501;
D25/102, 119, 126-127; D10/70, 106.5,
(Continued)

(56) **References Cited**

U.S. PATENT DOCUMENTS

3,087,535 A * 4/1963 Muller G03B 21/58
160/24
D414,528 S * 9/1999 Boccock D21/400
(Continued)

FOREIGN PATENT DOCUMENTS

CN 300773296 * 4/2008
CN 304821891 * 9/2018
(Continued)

OTHER PUBLICATIONS

WTA Tabletop Projection Screen, XY Screens, xyscreen.com, author and date not listed © 2019 Guangzhou Xiong-Yun Audio-Visual

Equipment Co., Ltd., online, site visited Oct. 10, 2020. Available from Internet, URL: <https://www.xyscreen.com/tabletop-projection-screen-wta> (Year: 2020).*

(Continued)

Primary Examiner — Marissa J Cash

Assistant Examiner — Altaira J Swangin

(74) *Attorney, Agent, or Firm* — Birch, Stewart, Kolasch & Birch LLP

(57) **CLAIM**

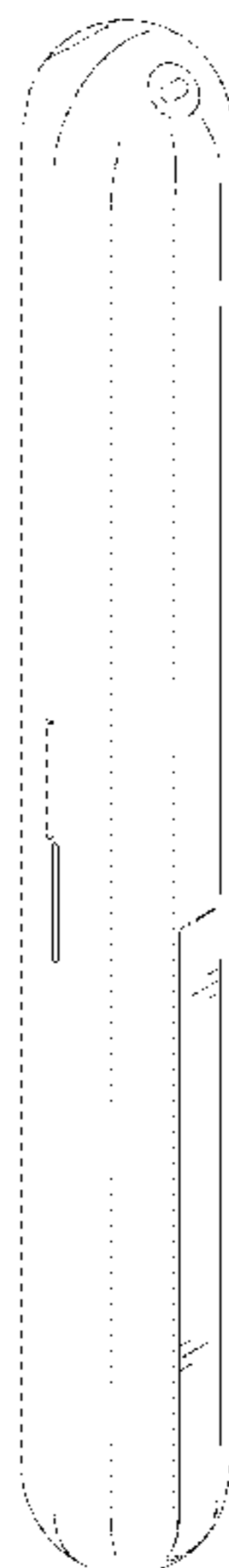
The ornamental design for a monitor, as shown and described.

DESCRIPTION

FIG. 1 is a front perspective view of the monitor showing our new design;
FIG. 2 is a front view thereof;
FIG. 3 is a rear view thereof;
FIG. 4 is a left side view thereof;
FIG. 5 is a right side view thereof;
FIG. 6 is a top plan view thereof;
FIG. 7 is a bottom plan view thereof;
FIG. 8 is another front perspective of the monitor of FIGS. 1-7, shown in an environment of use with the environmental strap attached;
FIG. 9 is another front perspective view of the monitor of FIGS. 1-7, shown in an alternate, fully expanded, configuration of use;
FIG. 10 is a front view of FIG. 9;
FIG. 11 is a rear view of FIG. 9;
FIG. 12 is a left side view of FIG. 9;
FIG. 13 is a right side view of FIG. 9;
FIG. 14 is a top plan view of FIG. 9; and,
FIG. 15 is a bottom plan view of FIG. 9.

The broken lines depict portions of the monitor that form no part of the claimed design.

1 Claim, 15 Drawing Sheets



(58) **Field of Classification Search**

USPC D10/113.2, 114.6; D8/363, 376-377;
 256/22, 34; D24/130, 138; D16/241
 CPC G03B 21/58; G03B 21/56
 See application file for complete search history.

(56) **References Cited**

U.S. PATENT DOCUMENTS

D465,291 S * 11/2002 Marshall D25/119
 D465,585 S * 11/2002 Venegas, Jr. D25/126
 D503,045 S * 3/2005 Hahn D6/300
 D568,364 S * 5/2008 Jeoung D16/241
 7,489,444 B1 * 2/2009 Adams G03B 21/60
 359/461
 D594,894 S * 6/2009 Adams D16/241
 D602,973 S * 10/2009 Adams D16/241
 D607,034 S * 12/2009 Adams D16/241
 7,679,644 B2 * 3/2010 Funato H04N 1/00129
 348/207.2
 D614,225 S * 4/2010 Adams D16/241
 D722,166 S * 2/2015 Buehl D24/174
 D776,631 S * 1/2017 Kim D14/126
 9,659,512 B2 * 5/2017 Lee G09F 15/0062
 D822,204 S * 7/2018 Jeong D24/130
 D836,076 S * 12/2018 Cho D14/138 AD
 D853,356 S * 7/2019 Werle D14/216

D876,376 S * 2/2020 Catania D14/126
 D881,169 S * 4/2020 Renwick D14/228
 D884,675 S * 5/2020 He D14/216
 D885,486 S * 5/2020 Peng D19/181
 D891,507 S * 7/2020 Chang D16/237
 D900,761 S * 11/2020 Bae D14/126
 2008/0005942 A1 * 1/2008 Harney G09F 15/0025
 40/518
 2016/0034000 A1 * 2/2016 Lee G06F 1/1652
 361/749
 2016/0353588 A1 * 12/2016 Kim G09F 15/0025
 2017/0060183 A1 * 3/2017 Zhang G06F 1/1605

FOREIGN PATENT DOCUMENTS

CN 305655545 * 3/2020
 WO WO-D204167-001 * 2/2020
 WO WO-D204916-001 * 2/2020

OTHER PUBLICATIONS

ES1000 Ultra Portable Tabletop Projection Screen, Epson, amazon.com, published by Epson on Feb. 17, 2011 © 1996-2020 Amazon.com, Inc., online, site visited Oct. 10, 2020. Available from Internet, URL: <https://www.amazon.com/Epson-ES1000-Portable-Projection-V12H002S4Y/dp/B004OBYWWG> (Year: 2011).*

* cited by examiner

FIG. 1

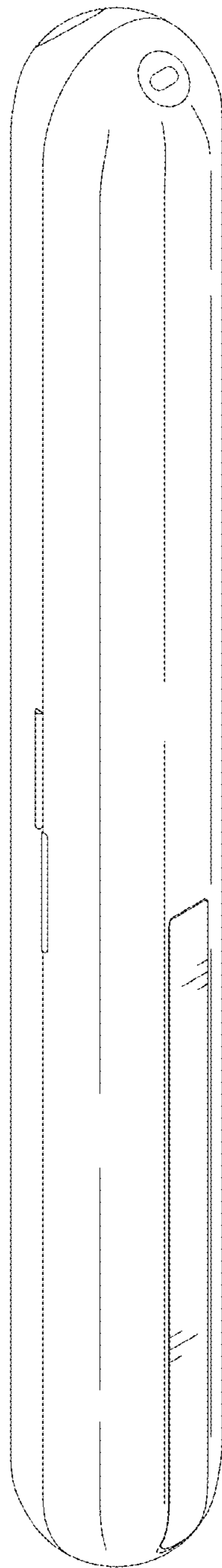


FIG. 2

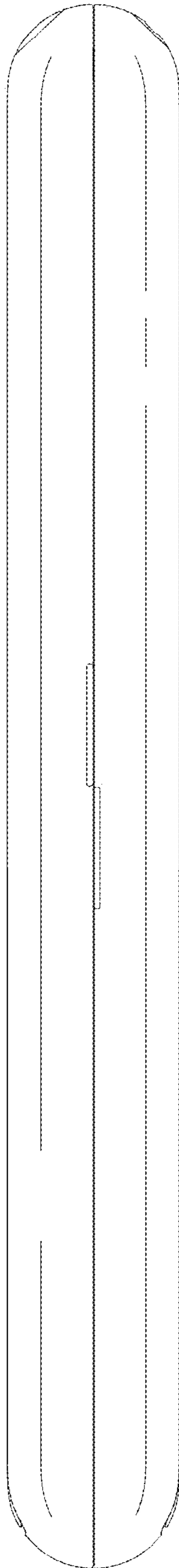


FIG. 3

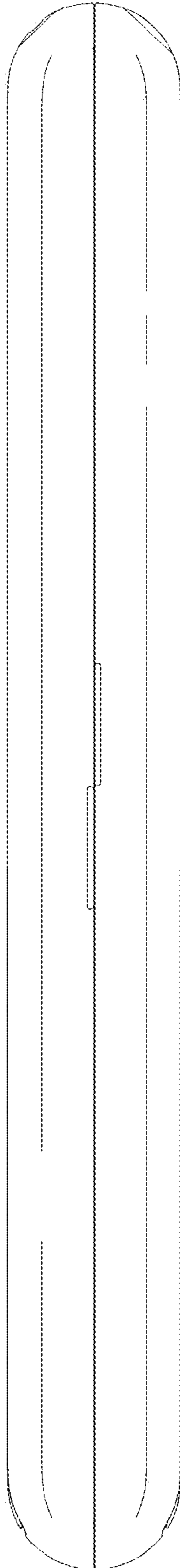


FIG. 4

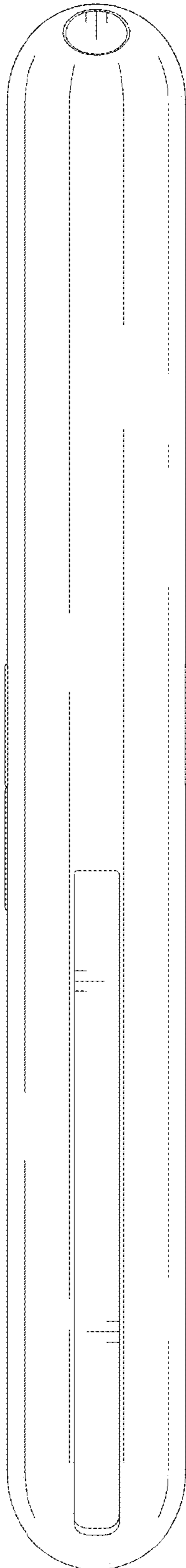


FIG. 5

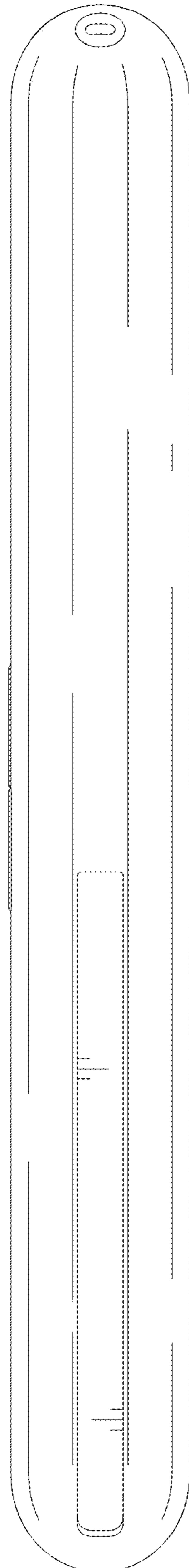


FIG. 6

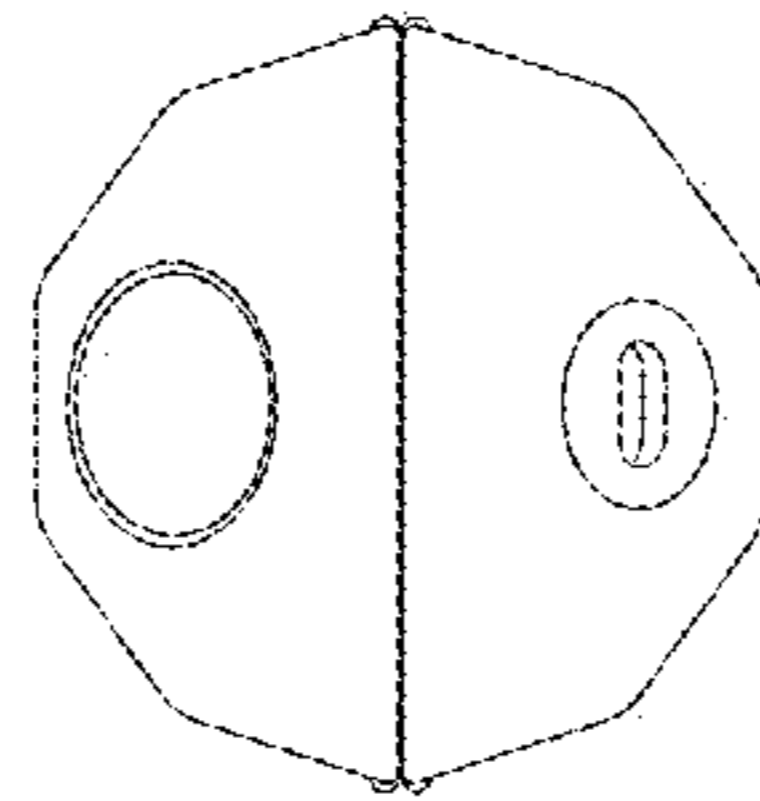


FIG. 7

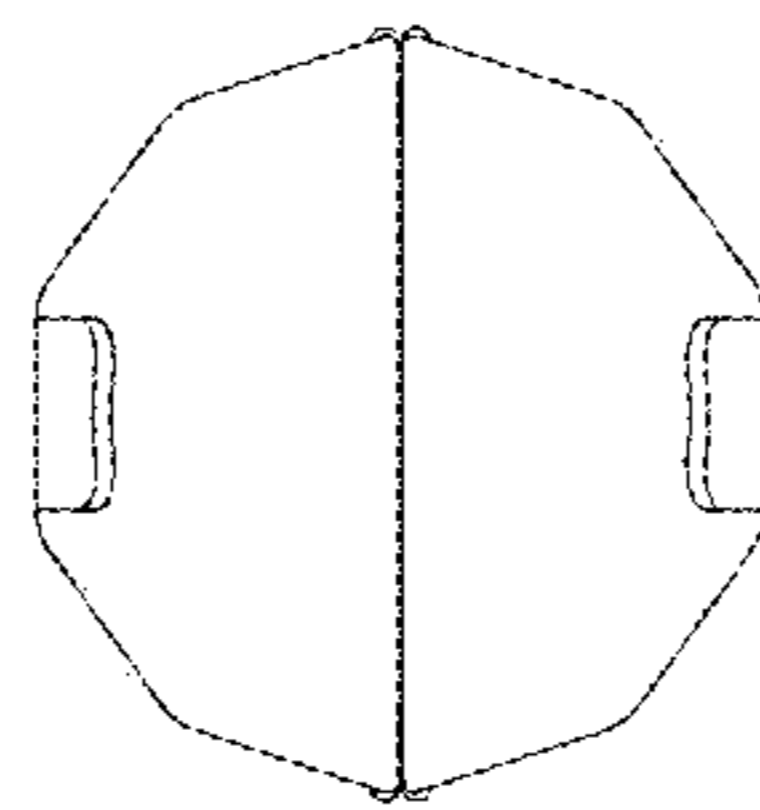


FIG. 8

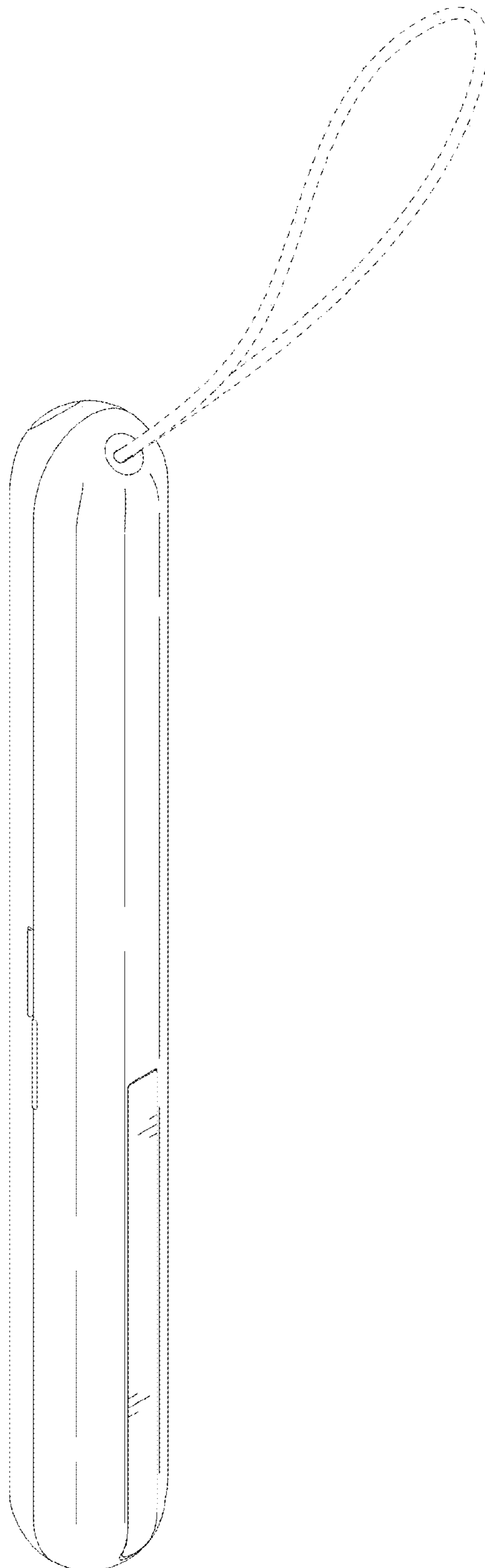


FIG. 9

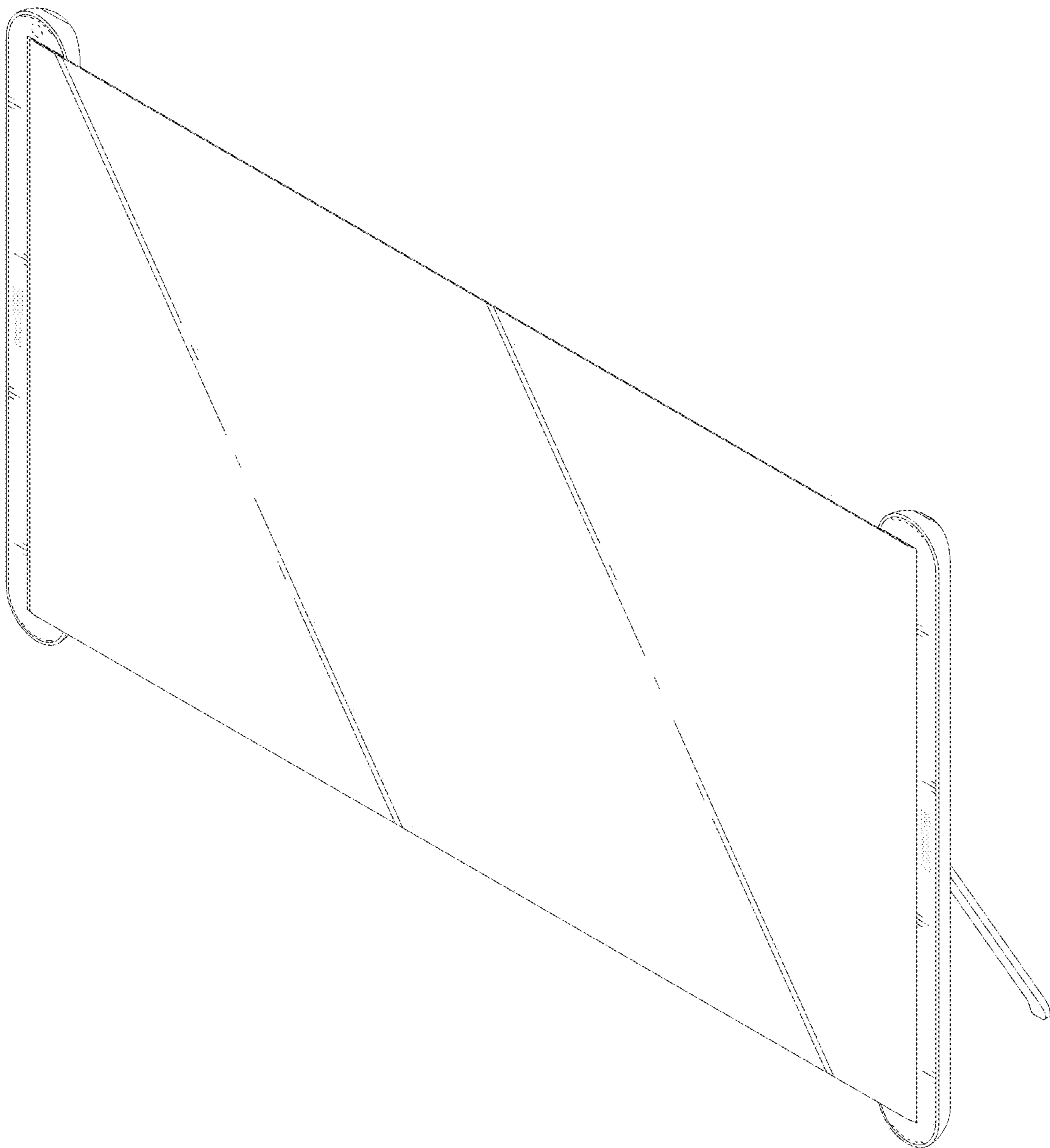


FIG. 10

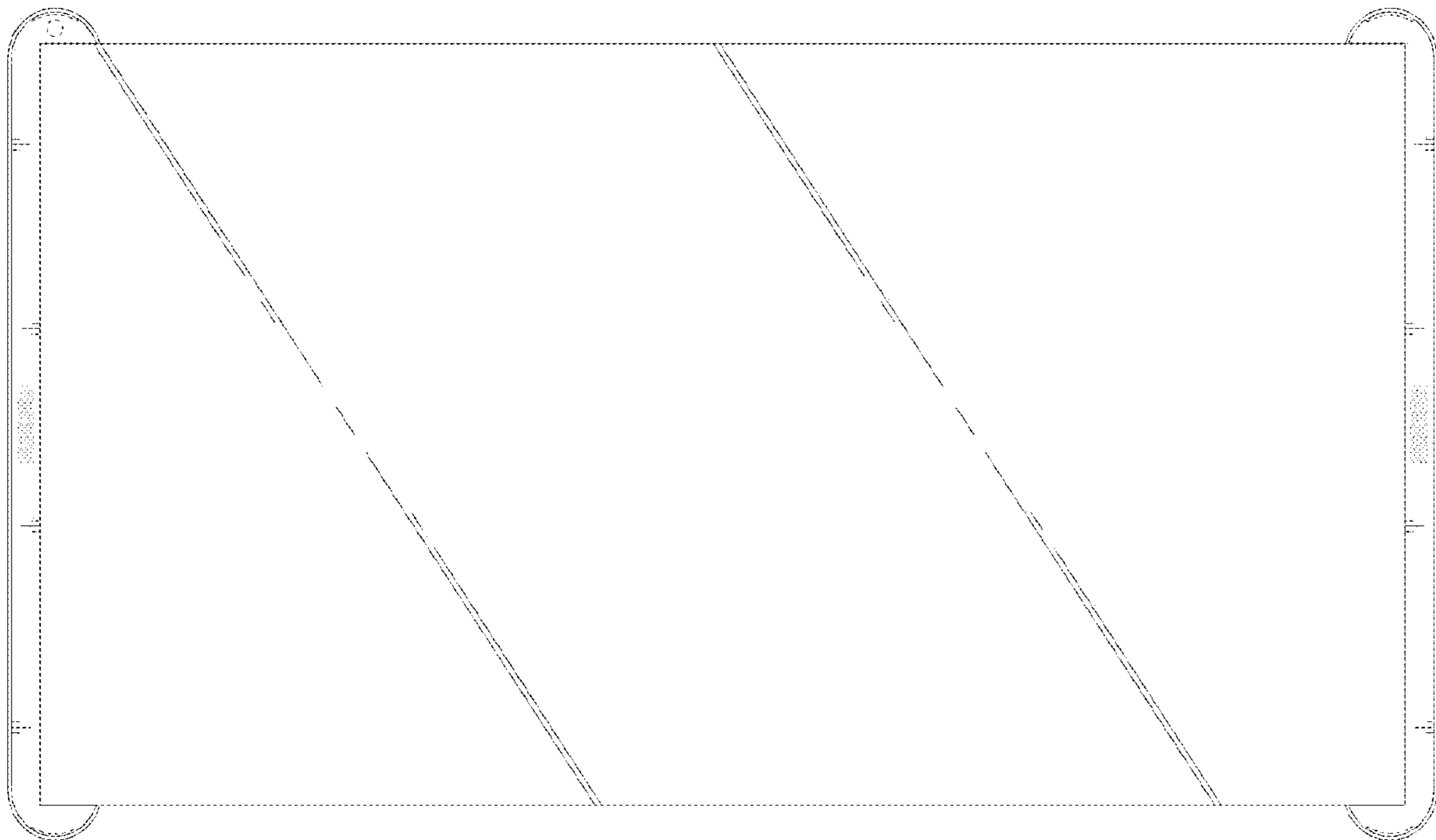


FIG. 11




FIG. 12

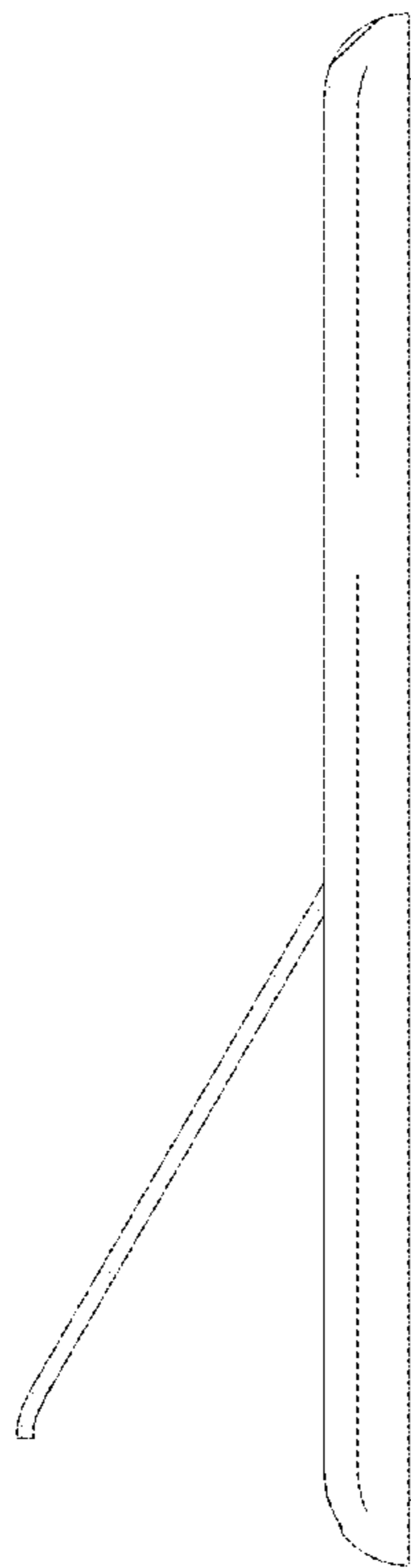


FIG. 13

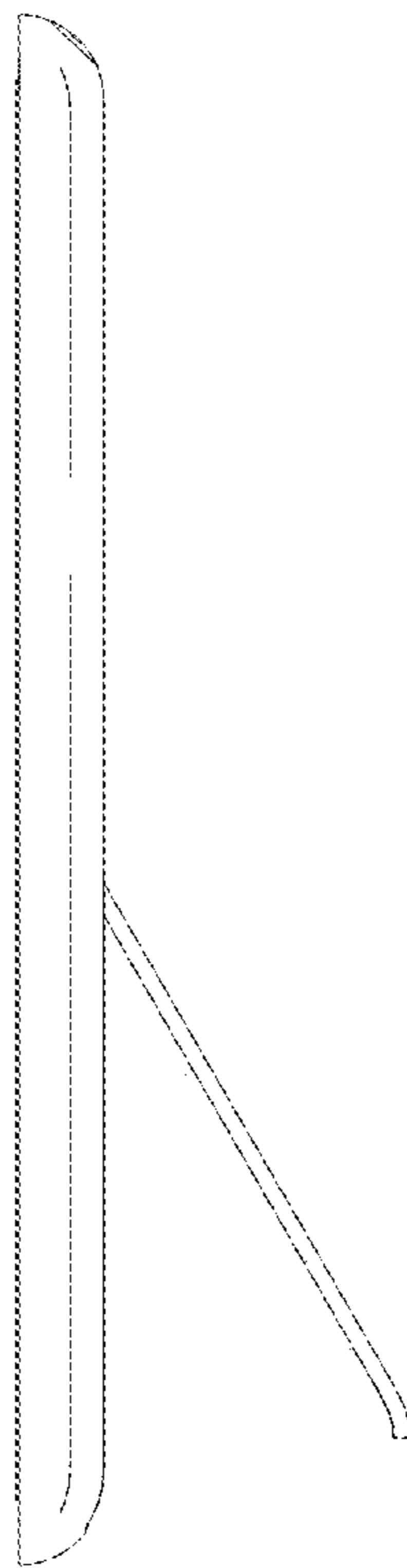


FIG. 14



FIG. 15

