



US00D925515S

(12) **United States Design Patent**
Korneluk

(10) **Patent No.:** **US D925,515 S**

(45) **Date of Patent:** **** Jul. 20, 2021**

(54) **HOLDER FOR MOBILE DEVICE**

(71) Applicant: **Vonmählen GmbH**, Lüneburg (DE)

(72) Inventor: **Daniel Korneluk**, Lüneburg (DE)

(**) Term: **15 Years**

(21) Appl. No.: **35/508,605**

(22) Filed: **Aug. 5, 2019**

(80) **Hague Agreement Data**

Int. Filing Date: **Aug. 5, 2019**

Int. Reg. No.: **DM/205848**

Int. Reg. Date: **Aug. 5, 2019**

Int. Reg. Pub. Date: **Feb. 14, 2020**

(30) **Foreign Application Priority Data**

Feb. 5, 2019 (EM) 006166518-0001

(51) **LOC (13) Cl.** **14-03**

(52) **U.S. Cl.**
USPC **D14/253**

(58) **Field of Classification Search**

USPC D14/447, 432, 434, 439, 440, 451, 452,
D14/457, 239, 251, 253; D8/363, 373,
D8/380; D6/406.3, 406.4, 406.5, 406.6;
D12/415

CPC A47B 21/04; A47B 2097/006; A47B
2097/005; A47B 2023/049; A45C
2011/002; A45C 2011/003; F16M
2200/00; F16M 13/00

See application file for complete search history.

(56) **References Cited**

U.S. PATENT DOCUMENTS

D737,264 S * 8/2015 Shamsadov D14/251
D752,054 S * 3/2016 Baumann D14/447

D826,705 S * 8/2018 Zhou D8/401
D833,448 S * 11/2018 Kilkenny D14/447
D855,048 S * 7/2019 Kim D14/253
D857,688 S * 8/2019 Ren D14/253
D862,453 S * 10/2019 Liang D14/253
D870,736 S * 12/2019 Lederer A45F 5/00
D14/447
D885,376 S * 5/2020 He A45F 5/00
D14/253
D904,386 S * 12/2020 Luo D14/253
D907,025 S * 1/2021 Corraliza H05K 7/00
D14/253
2014/0117177 A1 * 5/2014 Shamsadov H05K 7/00
248/205.1
2016/0353867 A1 * 12/2016 Due A45F 5/00
2018/0220782 A1 * 8/2018 Mody A45F 5/00

* cited by examiner

Primary Examiner — Keli L Hill

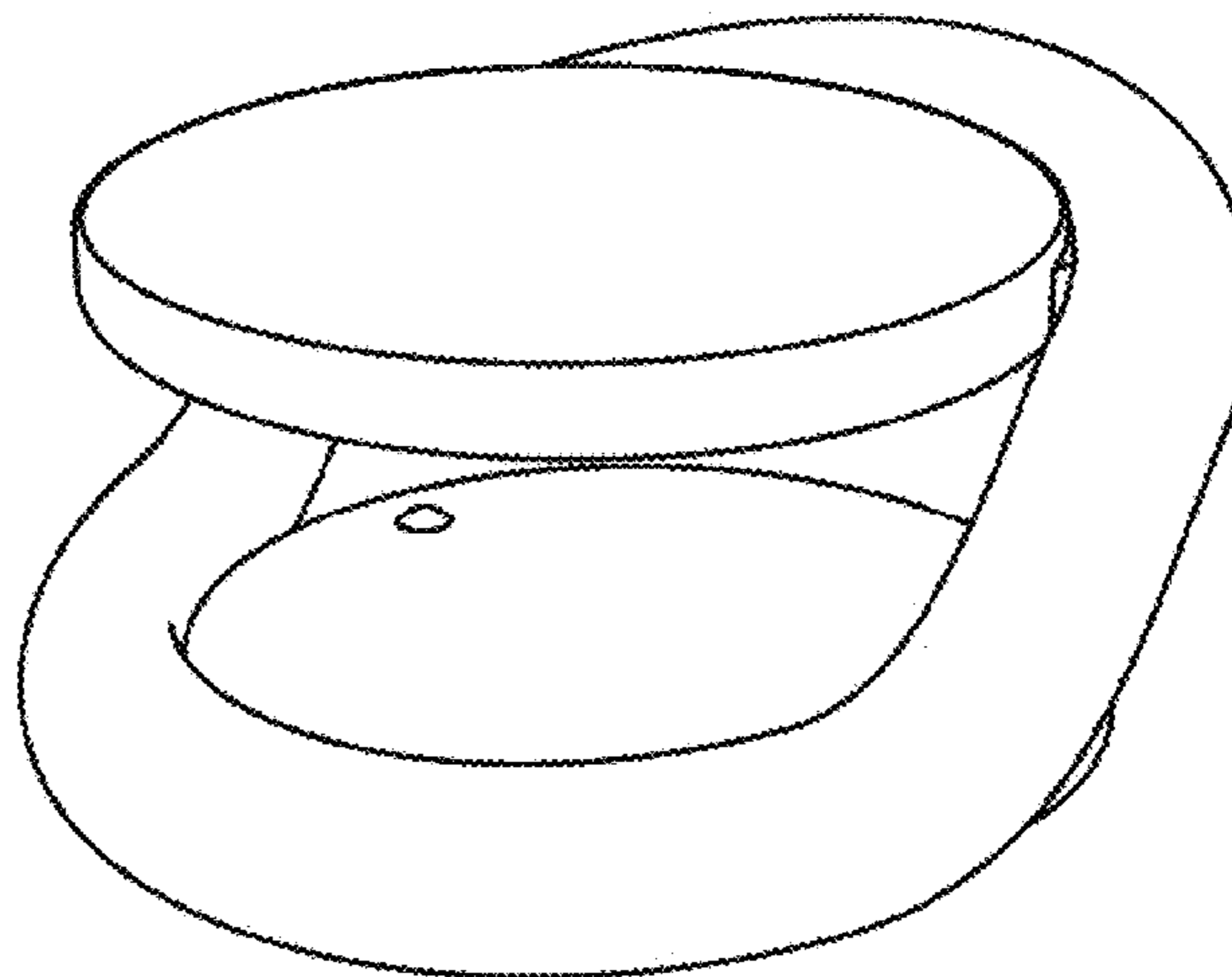
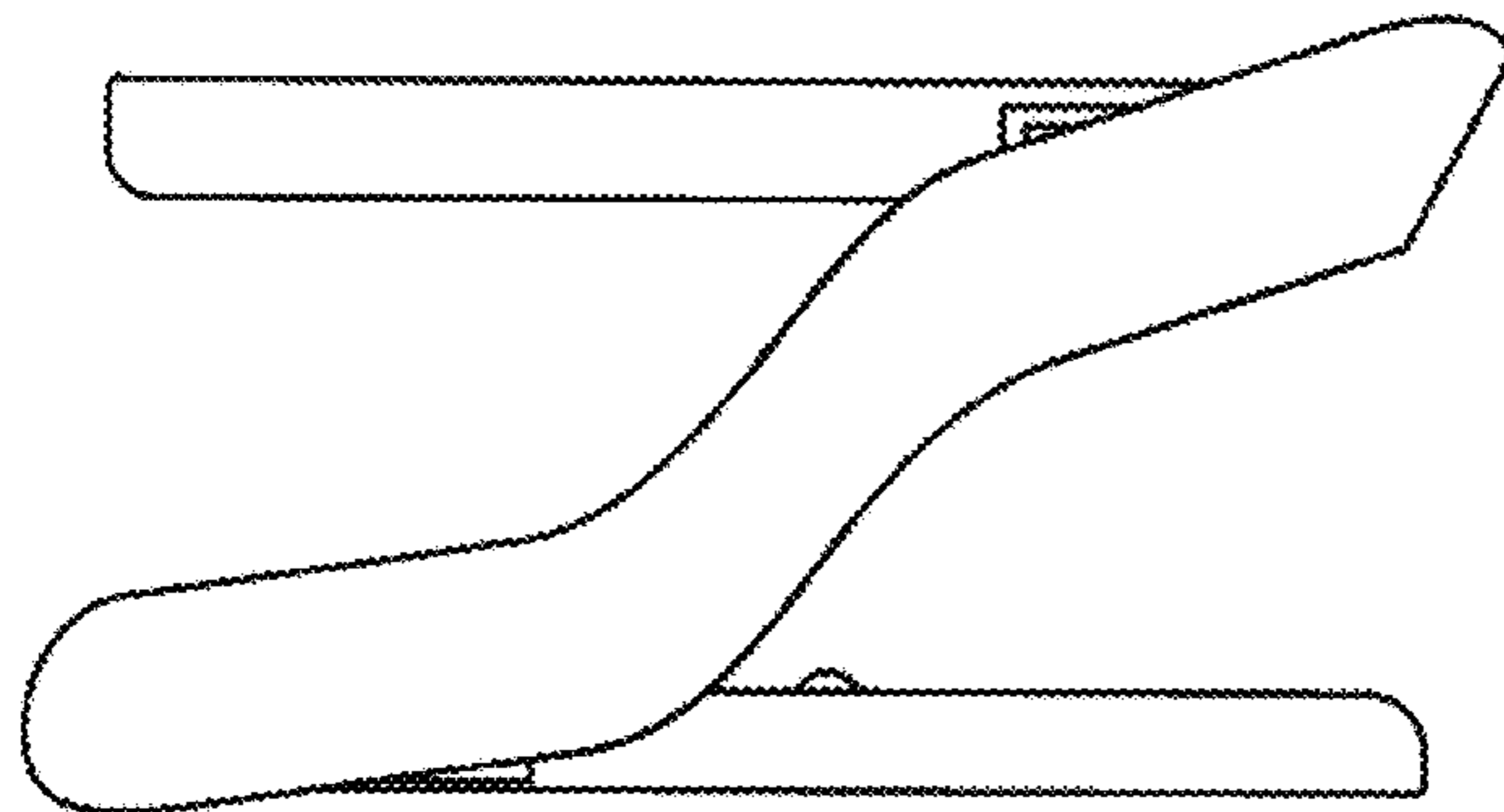
(57) **CLAIM**

The ornamental design for a holder for mobile device, as shown and described.

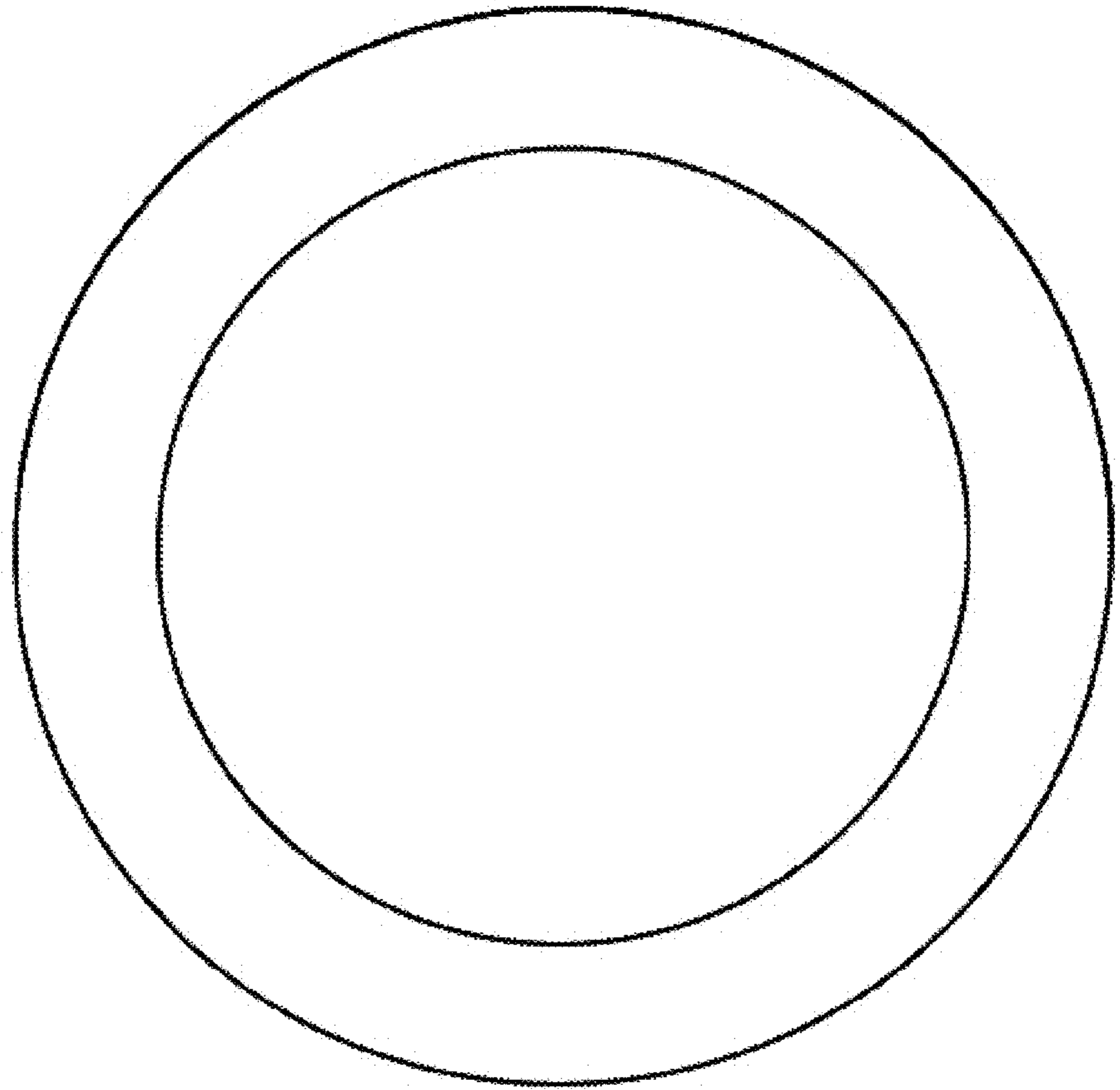
DESCRIPTION

- 1. Holder for mobile device
- 1.1 is a top plan view of a holder for mobile device, shown in a closed position.
- 1.2 is a left side elevation view of 1.1.
- 1.3 is a perspective view of 1.1.
- 1.4 is a right side elevation view thereof, shown in an open position.
- 1.5 is a front elevation view of 1.4.
- 1.6 is a perspective view of 1.4.
- 1.7 is another perspective view thereof, shown in an alternate open position.

1 Claim, 7 Drawing Sheets



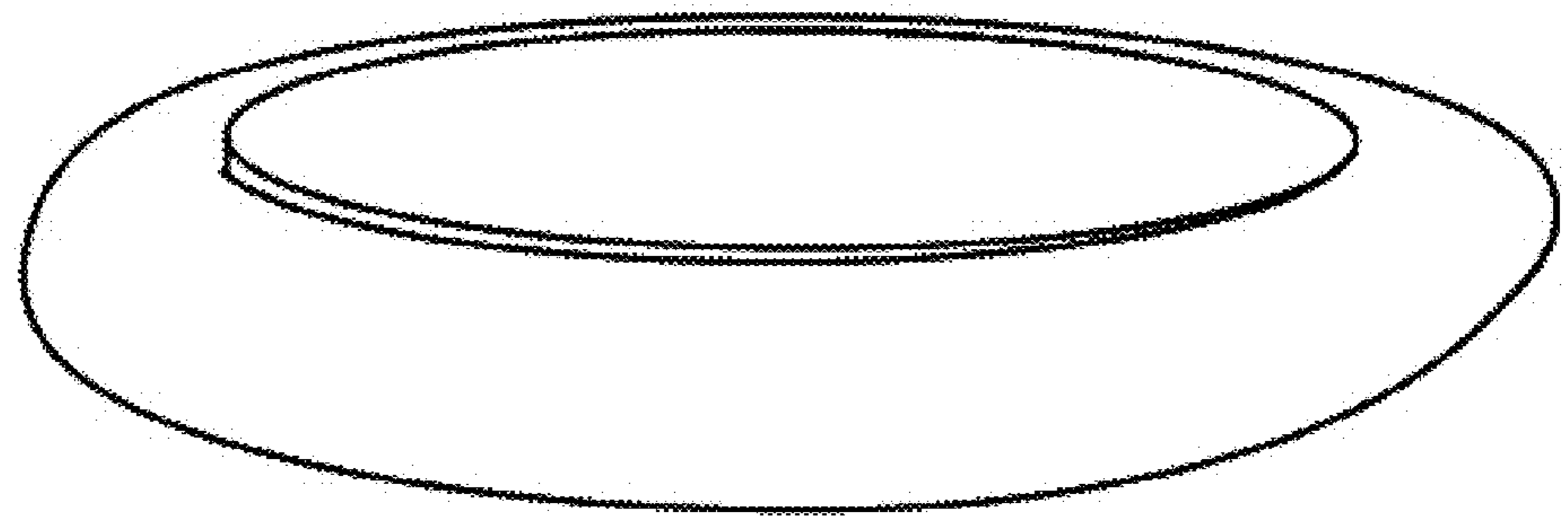
1.1



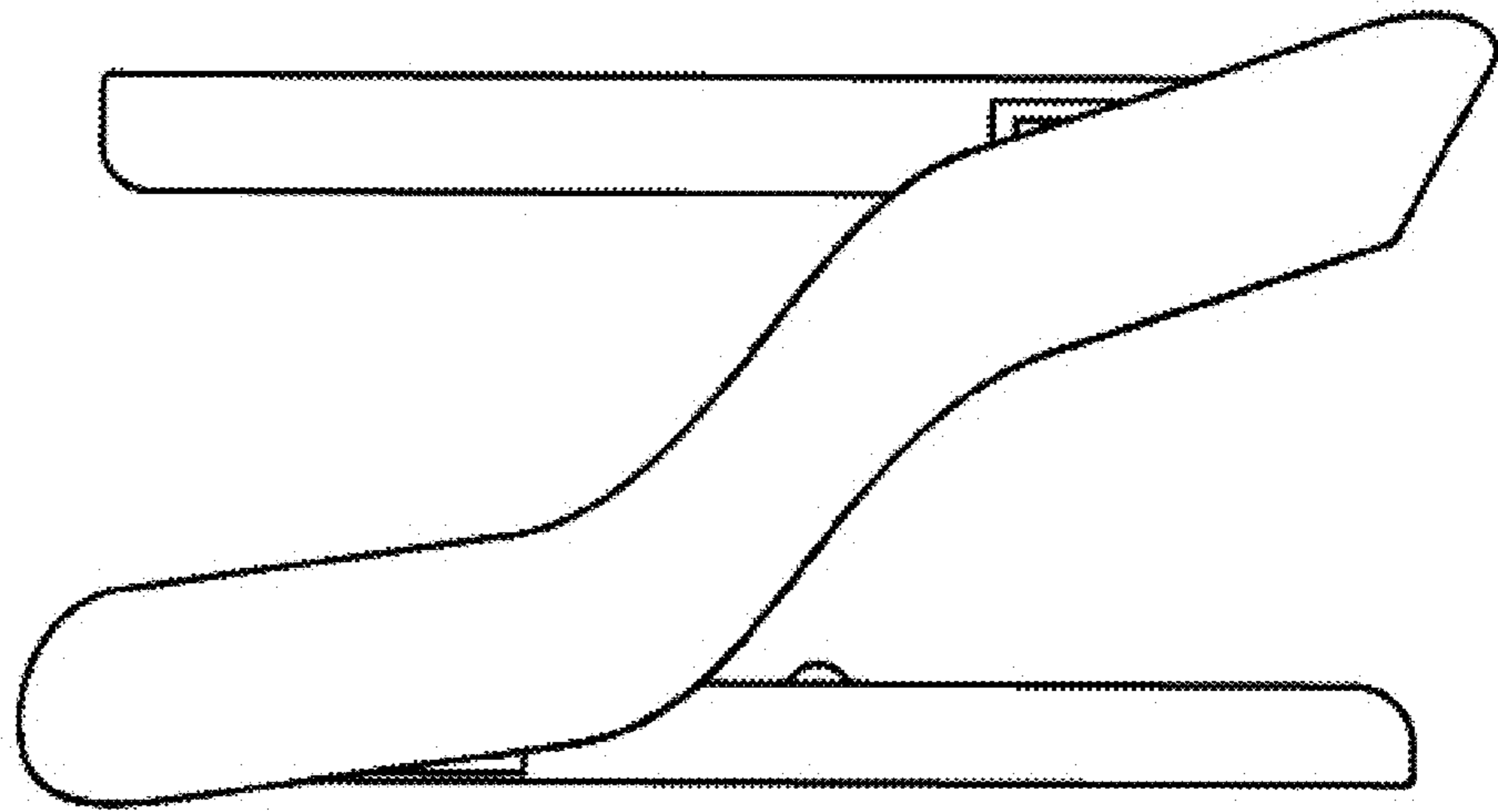
1.2



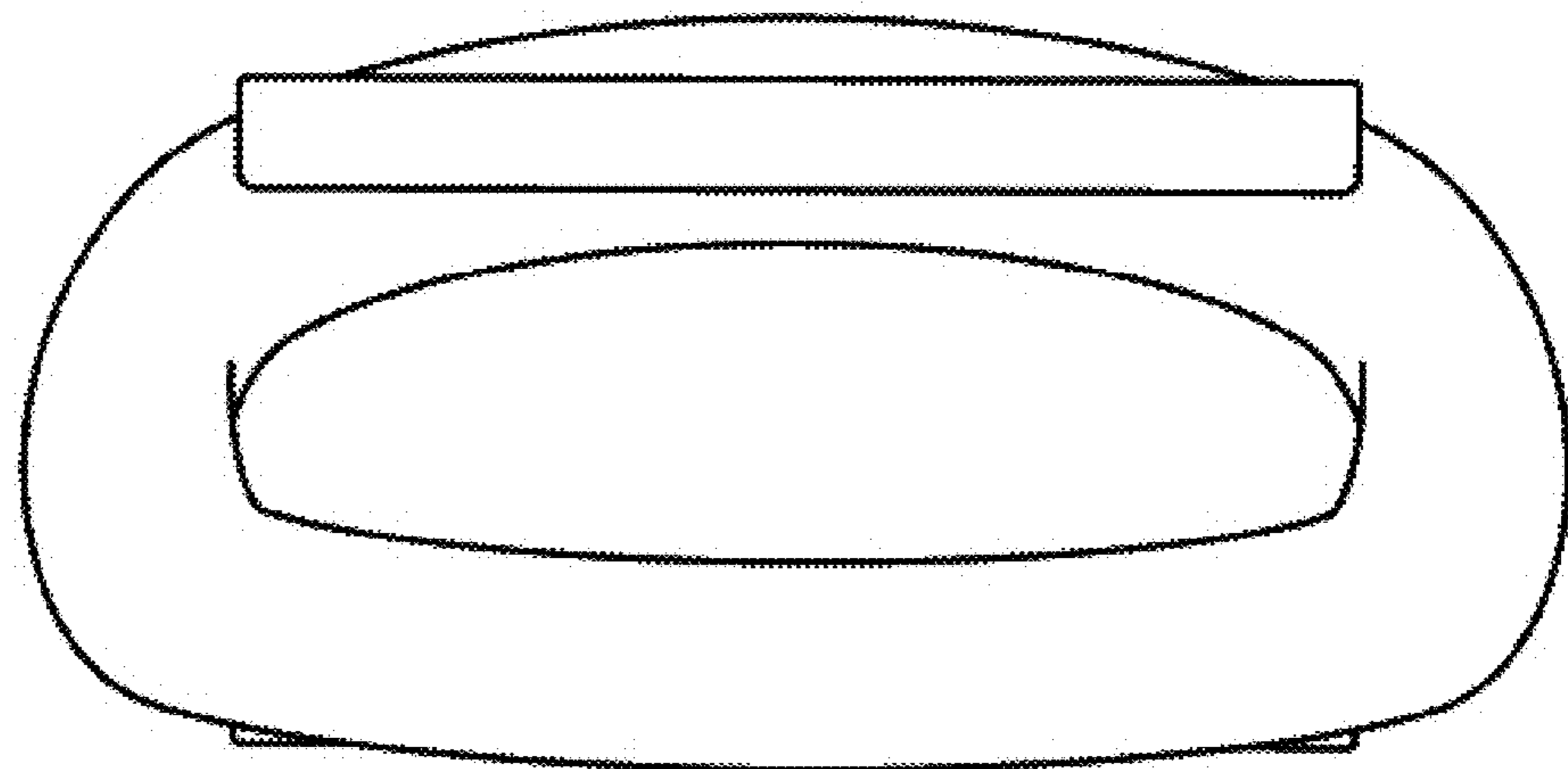
1.3



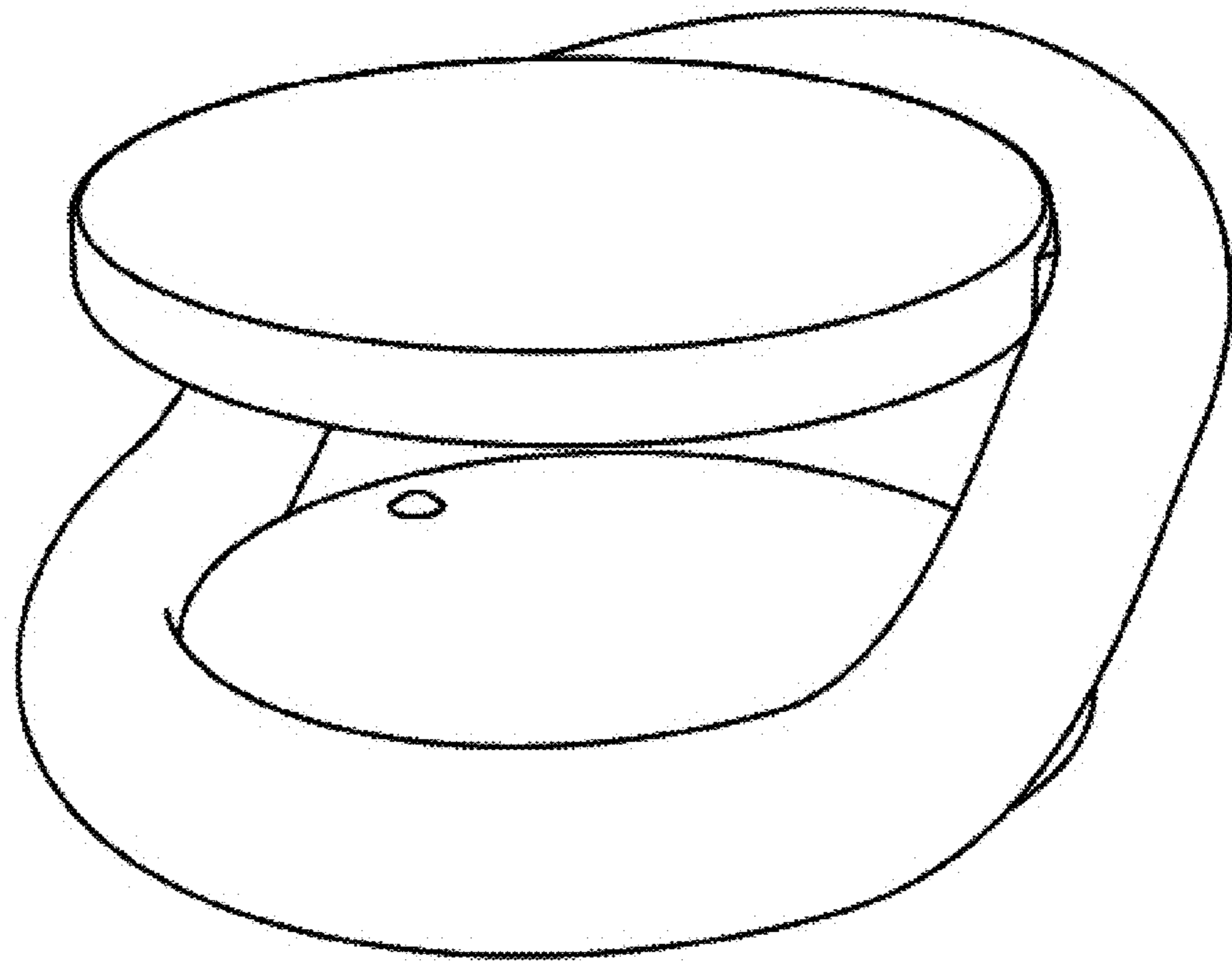
1.4



1.5



1.6



1.7

