



US00D925511S

(12) **United States Design Patent** (10) **Patent No.:** **US D925,511 S**
Kim et al. (45) **Date of Patent:** **** Jul. 20, 2021**

(54) **MOBILE PHONE**

(56) **References Cited**

(71) Applicant: **HUAWEI TECHNOLOGIES CO., LTD.**, Shenzhen (CN)

U.S. PATENT DOCUMENTS

(72) Inventors: **Joon Suh Kim**, Shanghai (CN); **Ting Xu**, Shanghai (CN); **Lu Huang**, Paris (FR); **Jiaxi Wang**, Shanghai (CN); **Qingmeng Li**, Shanghai (CN)

D638,814 S *	5/2011	Sutherland	D14/138 G
D677,235 S *	3/2013	Hibi	D14/138 G
D679,269 S *	4/2013	Fahlgren	D14/248
D707,195 S *	6/2014	Kim	D14/138 G
D715,246 S *	10/2014	Oh	D14/138 G
D721,667 S *	1/2015	Chuang	D14/138 G
D732,513 S *	6/2015	Ryu	D14/248
D738,871 S *	9/2015	Ryu	D14/248
D768,104 S *	10/2016	Park	D14/138 G
D783,557 S *	4/2017	Lee	D14/138 G
D802,571 S *	11/2017	Fan	D14/248
D820,233 S *	6/2018	Park	D14/138 G
D848,407 S *	5/2019	Ryu	D14/248
D853,980 S *	7/2019	Kim	D14/138 G
D857,643 S *	8/2019	Choi	D14/138 G

(73) Assignee: **HUAWEI TECHNOLOGIES CO., LTD.**, Shenzhen (CN)

(**) Term: **15 Years**

(21) Appl. No.: **29/704,644**

(22) Filed: **Sep. 5, 2019**

(Continued)

Related U.S. Application Data

(63) Continuation of application No. 29/656,112, filed on Jul. 10, 2018, now Pat. No. Des. 864,141.

Foreign Application Priority Data

Jan. 10, 2018 (CN) 201830010689.5

(51) **LOC (13) Cl.** **14-03**

(52) **U.S. Cl.**
USPC **D14/248**; D14/138 C

(58) **Field of Classification Search**
USPC D14/138 G, 248, 138 C, 341, 439, 432, D14/371, 374, 138 R, 138 AA, 138 AB, D14/138 AC, 138 AD
CPC H04M 1/0202; H04M 1/0235; H04M 1/0237; H04M 1/0239; H04M 1/0266; H04M 1/0268; H04M 1/027; H04M 1/0295

See application file for complete search history.

OTHER PUBLICATIONS

Huawei Mate RS Porsche Design announced Mar. 2018, [online], [retrieved on May 22, 2019]. Retrieved from Internet ,<URL: <http://www.gsmarena.com>>.*

Primary Examiner — Bridget L Eland
(74) *Attorney, Agent, or Firm* — Maier & Maier, PLLC

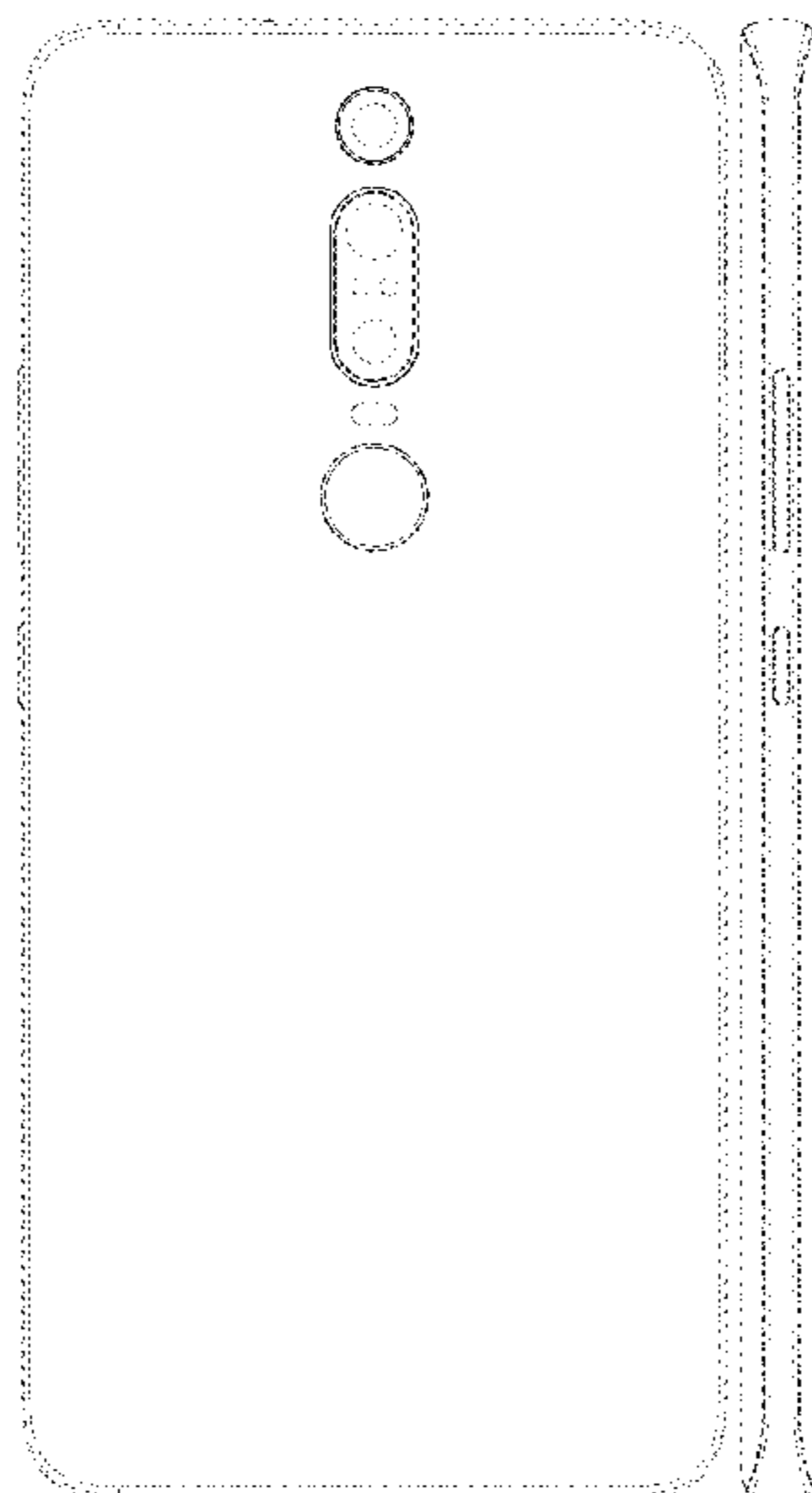
(57) **CLAIM**

The ornamental design for a mobile phone, as shown and described.

DESCRIPTION

FIG. 1 is a front elevation view of a mobile phone, showing my new design;
FIG. 2 is a rear elevation view thereof;
FIG. 3 is a left side elevation view thereof;
FIG. 4 is a right side elevation view thereof;
FIG. 5 is a top plan view thereof; and,
FIG. 6 is a bottom plan view thereof.
The broken lines in the drawings are for the purpose of illustrating portions of the mobile phone that form no part of the claimed design.

1 Claim, 4 Drawing Sheets



(56)

References Cited

U.S. PATENT DOCUMENTS

D861,630 S * 10/2019 Chiang D14/138 G
D863,245 S * 10/2019 Yuan D14/138 G
D864,141 S * 10/2019 Kim D14/138 G
D870,061 S * 12/2019 Mahonen D14/138 G
D873,810 S * 1/2020 Cha D14/248
D877,710 S * 3/2020 Wu D14/138 G
D891,411 S * 7/2020 Liu D14/248
D892,782 S * 8/2020 Liu D14/248
D897,980 S * 10/2020 Wu D14/138 G
D908,654 S * 1/2021 Liu D14/138 G
D909,355 S * 2/2021 Cha D14/248

* cited by examiner




FIG. 1




FIG. 2




FIG. 3




FIG. 4




FIG. 5




FIG. 6