



US00D925500S

(12) **United States Design Patent**
Chen

(10) **Patent No.:** **US D925,500 S**

(45) **Date of Patent:** **** Jul. 20, 2021**

(54) **WIRELESS EARPHONE**

(71) Applicant: **SHENZHEN SIXPIPES TECHNOLOGY CO., LTD**, Shenzhen (CN)

(72) Inventor: **Guohua Chen**, Shenzhen (CN)

(73) Assignee: **SHENZHEN SIXPIPES TECHNOLOGY CO., LTD**, Shenzhen (CN)

(**) Term: **15 Years**

(21) Appl. No.: **29/765,961**

(22) Filed: **Jan. 13, 2021**

(51) **LOC (13) Cl.** **14-01**

(52) **U.S. Cl.**
USPC **D14/223**

(58) **Field of Classification Search**
USPC D14/223, 205; D24/174; 128/864, 865, 128/866; 381/380, 381; 455/90.3, 575.1, 455/569.1

CPC H04R 1/10; H04R 25/00; H04R 25/02; H04R 1/1066; H04R 1/1016; H04R 5/033; H04R 5/0335; H04R 1/1091

See application file for complete search history.

(56) **References Cited**

U.S. PATENT DOCUMENTS

D718,284 S *	11/2014	Shibusawa	D14/223
D718,286 S *	11/2014	Yang	D14/223
D719,548 S *	12/2014	Thompson	D14/223
9,042,588 B2 *	5/2015	Aase	H04R 1/1041
				381/380
D733,689 S *	7/2015	Narita	D14/223
D735,699 S *	8/2015	Yasuda	D14/223
D742,860 S *	11/2015	Miyake	D14/223
D746,792 S *	1/2016	Kim	D14/205
D757,682 S *	5/2016	Perez	D14/205

D762,196 S *	7/2016	Hsieh	D14/223
D762,616 S *	8/2016	Hsieh	D14/205
D770,412 S *	11/2016	Son	D14/205
D773,435 S *	12/2016	Ott	D14/205
D775,108 S *	12/2016	Hsieh	D14/223
D784,298 S *	4/2017	Ozawa	D14/223
D784,962 S *	4/2017	Yang	D14/223
D801,314 S *	10/2017	Akana	D14/223
D802,562 S *	11/2017	Baba	D14/223
D803,184 S *	11/2017	Loh Jun Kern	D14/205
D813,844 S *	3/2018	Stiff	D14/223
D820,809 S *	6/2018	Akana	D14/205
D822,009 S *	7/2018	Matoba	D14/223
D829,193 S *	9/2018	Cai	D14/223
D830,336 S *	10/2018	Cai	D14/205

(Continued)

FOREIGN PATENT DOCUMENTS

CN	306297373	*	1/2021
EM	008196059-0001	*	4/2020

(Continued)

Primary Examiner — Paula Allen Greene

(57) **CLAIM**

The ornamental design for a wireless earphone, as shown and described.

DESCRIPTION

FIG. 1 is a perspective view of a wireless earphone showing my new design;

FIG. 2 is another perspective view thereof;

FIG. 3 is a front elevational view thereof

FIG. 4 is a rear elevational view thereof;

FIG. 5 is a left side elevational view thereof;

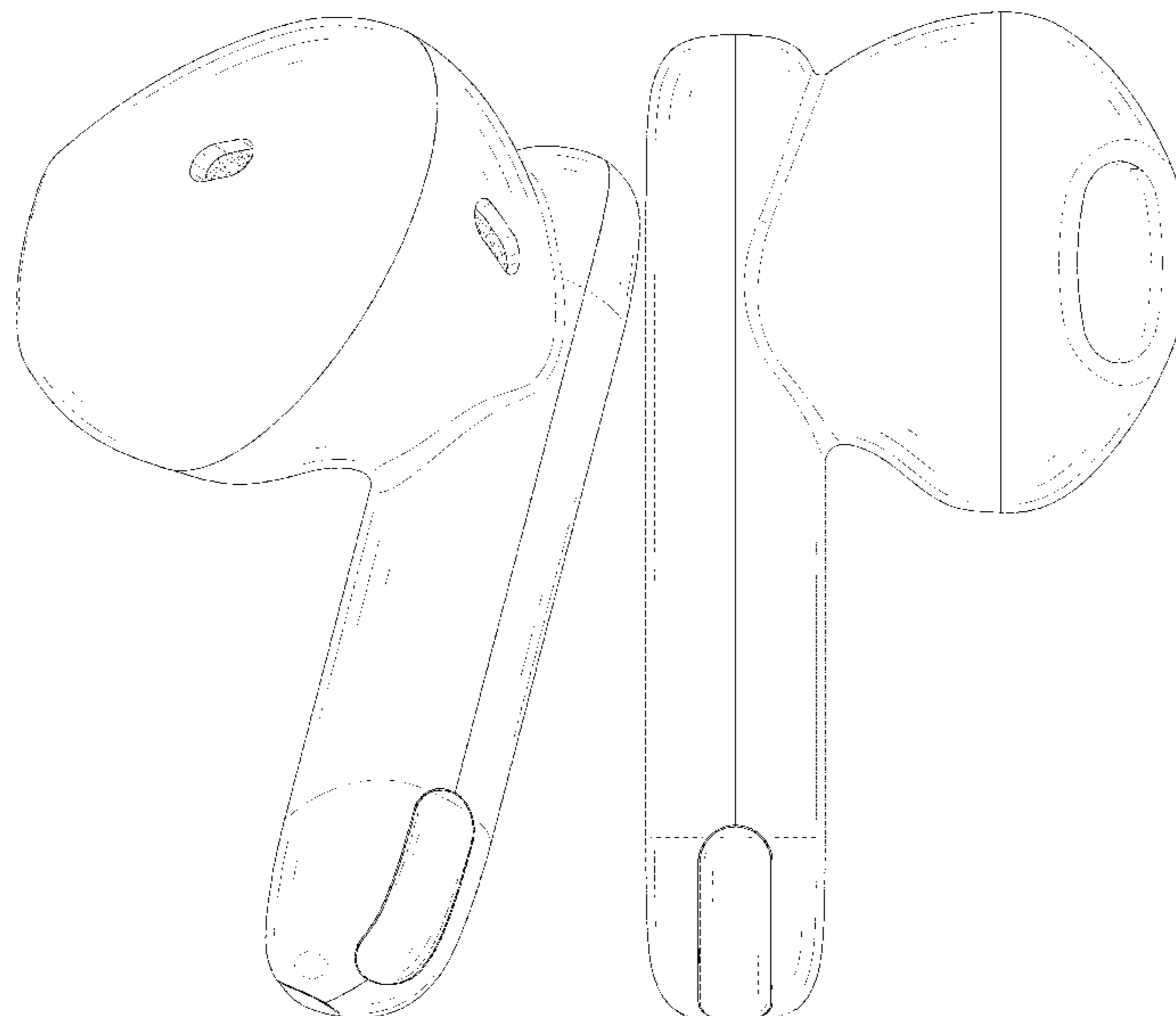
FIG. 6 is a right side elevational view thereof;

FIG. 7 is a top plan view thereof; and,

FIG. 8 is a bottom plan view thereof.

The broken lines in the drawings depict portions of the wireless earphone that form no part of the claimed design.

1 Claim, 8 Drawing Sheets



(56)

References Cited

U.S. PATENT DOCUMENTS

D830,345 S * 10/2018 Cai D14/223
 D831,619 S * 10/2018 Matoba D14/223
 D832,824 S * 11/2018 Kim D14/223
 D847,125 S * 4/2019 Akana D14/223
 D847,794 S * 5/2019 Guo D14/223
 D848,979 S * 5/2019 Kim D14/223
 D848,980 S * 5/2019 Kim D14/223
 D848,982 S * 5/2019 Kim D14/223
 D853,995 S * 7/2019 Cai D14/223
 D861,647 S * 10/2019 Chen D14/223
 D864,169 S * 10/2019 Min D14/223
 D864,919 S * 10/2019 Bonahoom D14/223
 D869,445 S * 12/2019 Hu D14/223
 D873,805 S 1/2020 Yang et al.
 D875,713 S * 2/2020 Kim D14/205
 D877,722 S * 3/2020 Yang D14/223
 D878,337 S * 3/2020 Yang D14/223
 D882,553 S * 4/2020 Wu D14/223
 D883,260 S * 5/2020 Hu D14/223
 D883,960 S * 5/2020 Du D14/223
 D884,682 S * 5/2020 Du D14/223
 D885,373 S * 5/2020 Lundback D14/223
 D887,396 S * 6/2020 Wang D14/223
 D888,690 S * 6/2020 Yan D14/223
 D888,691 S * 6/2020 Liu D14/223
 D889,436 S * 7/2020 Zhang D14/223
 D889,437 S * 7/2020 Ando D14/223
 D889,440 S * 7/2020 Yan D14/223
 D890,138 S * 7/2020 Peng D14/223
 D890,724 S * 7/2020 Li D14/223
 D893,462 S * 8/2020 Liu D14/223

D894,875 S * 9/2020 Zhao D14/223
 D895,579 S * 9/2020 Yang D14/223
 D895,582 S * 9/2020 Wu D14/223
 D896,206 S * 9/2020 Xu D14/223
 D896,207 S * 9/2020 He D14/223
 D897,319 S 9/2020 Wang
 D897,997 S * 10/2020 Zhang D14/223
 D897,998 S * 10/2020 Ma D14/223
 D900,065 S * 10/2020 Distefano D14/223
 D903,639 S * 12/2020 Yang D14/223
 D904,351 S * 12/2020 Zhang D14/223
 D905,017 S * 12/2020 Chen D14/223
 D905,018 S * 12/2020 Zhu D14/223
 D907,008 S * 1/2021 Yao D14/223
 D910,600 S * 2/2021 Zhang D14/223
 D910,601 S * 2/2021 Hu D14/223
 D914,648 S * 3/2021 Zhou D14/223
 D914,652 S * 3/2021 Chen D14/223
 2012/0237074 A1 * 9/2012 Aase H04R 1/1075
 381/380
 2017/0164087 A1 * 6/2017 Kurtz H04R 1/105
 2020/0100010 A1 * 3/2020 Yang H04R 1/10
 2020/0107098 A1 * 4/2020 DiFonzo H01F 1/147
 2020/0275182 A1 * 8/2020 Ettensberger H04R 1/1016
 2021/0014603 A1 * 1/2021 Wei G06F 3/044
 2021/0099791 A1 * 4/2021 Grinker H04R 1/2811

FOREIGN PATENT DOCUMENTS

GB 9008196059-0001 * 4/2020
 JP D1671977 * 10/2020
 JP D1679854 * 2/2021

* cited by examiner

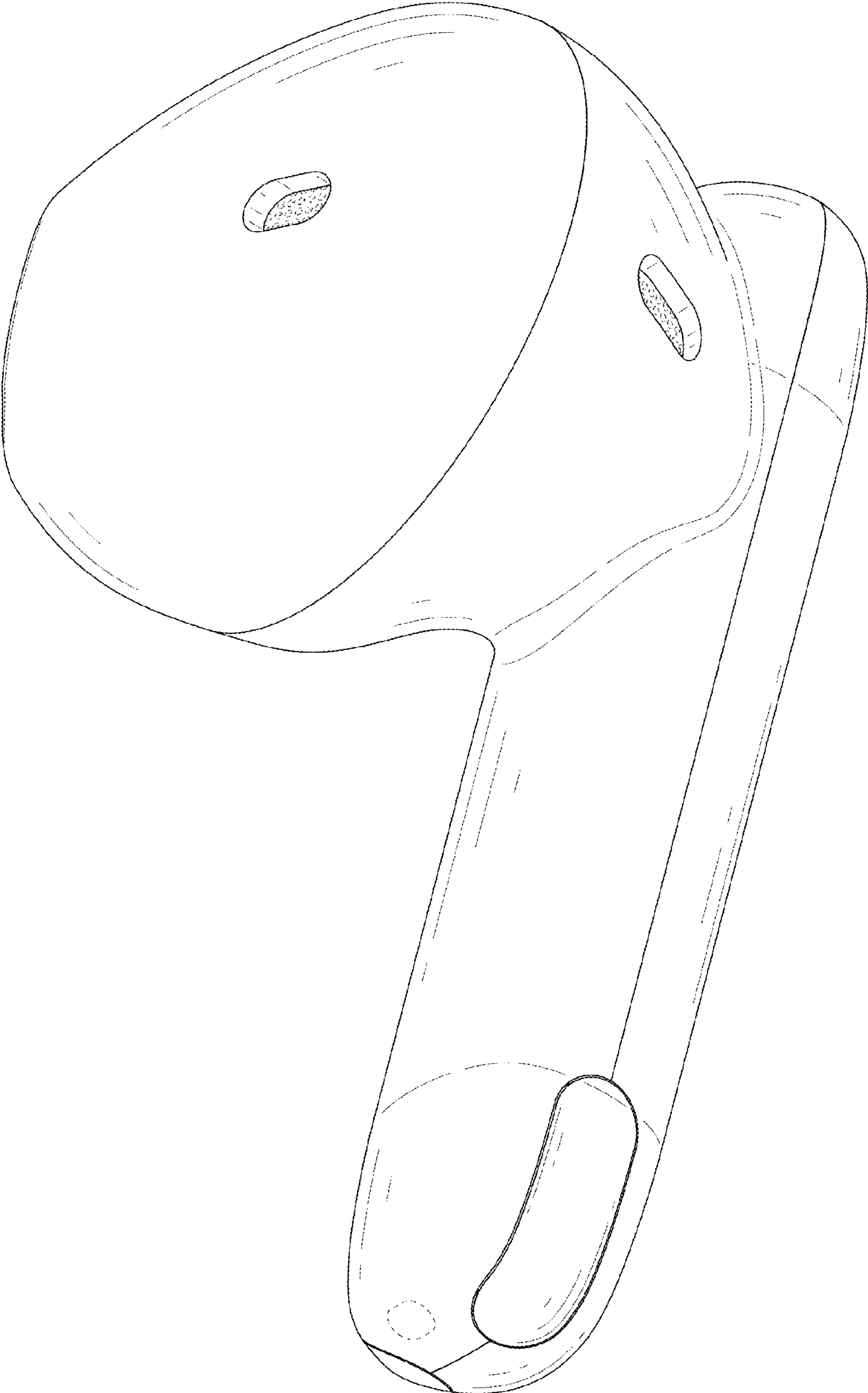


FIG. 1

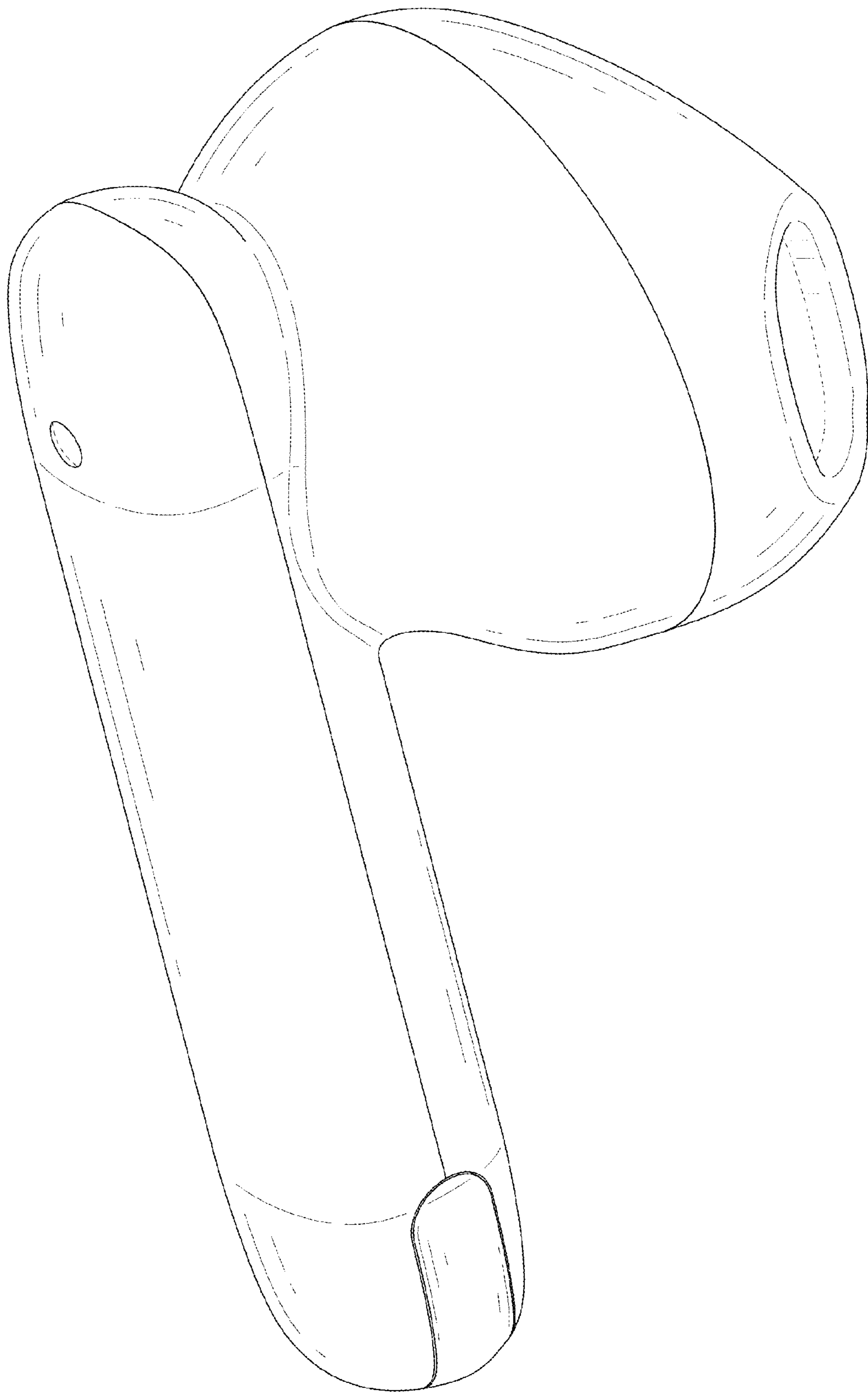


FIG. 2

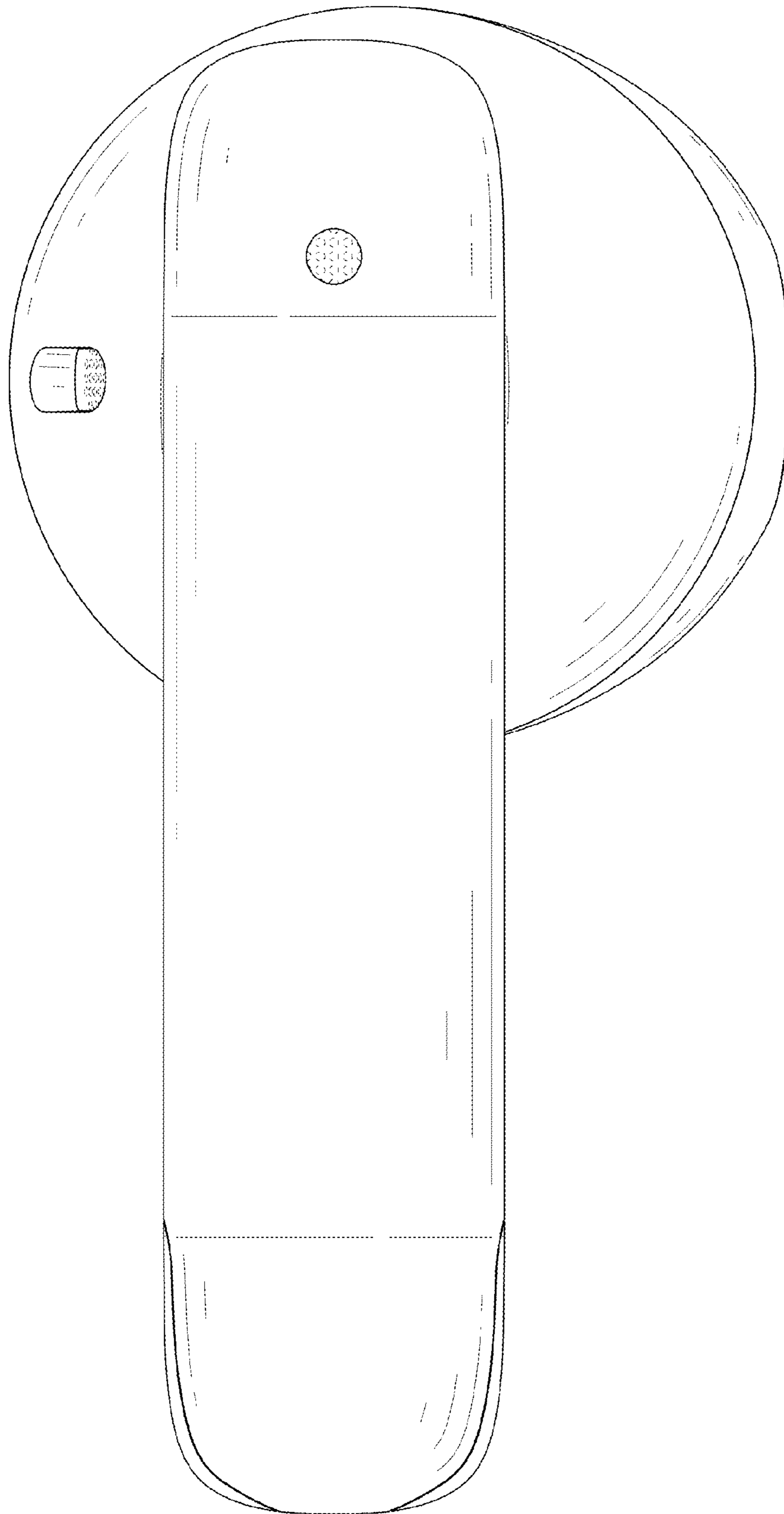


FIG. 3

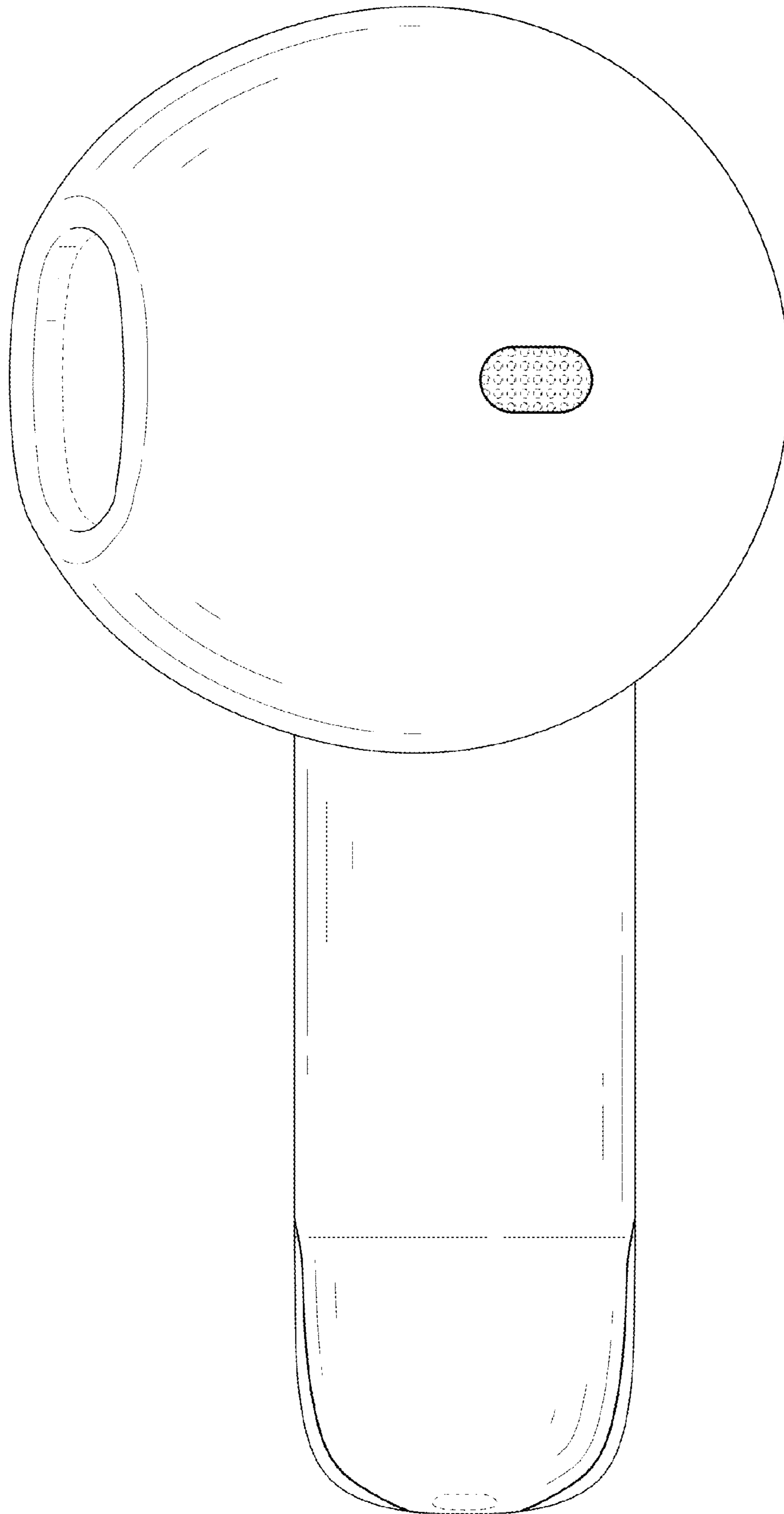


FIG. 4

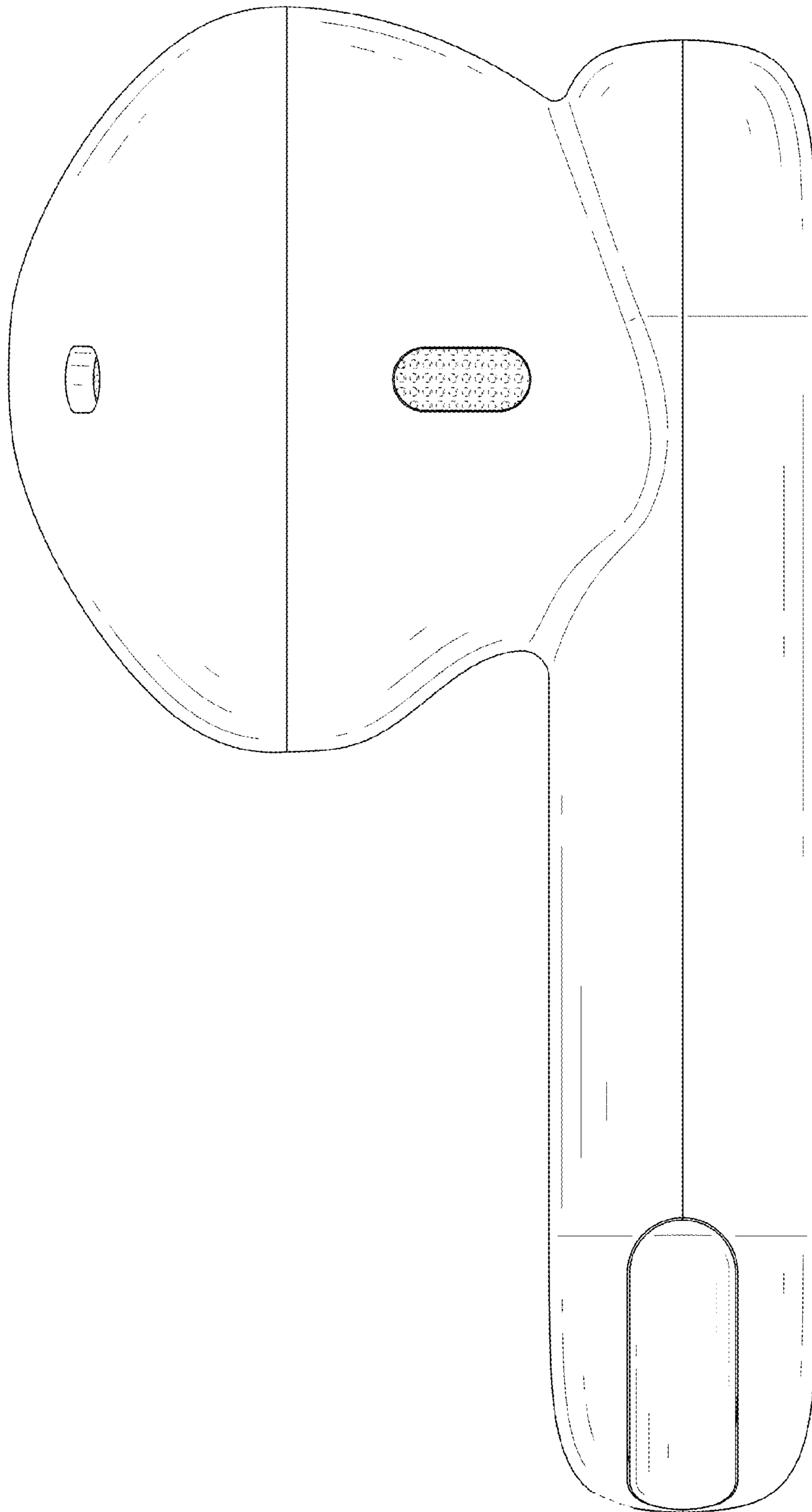


FIG. 5

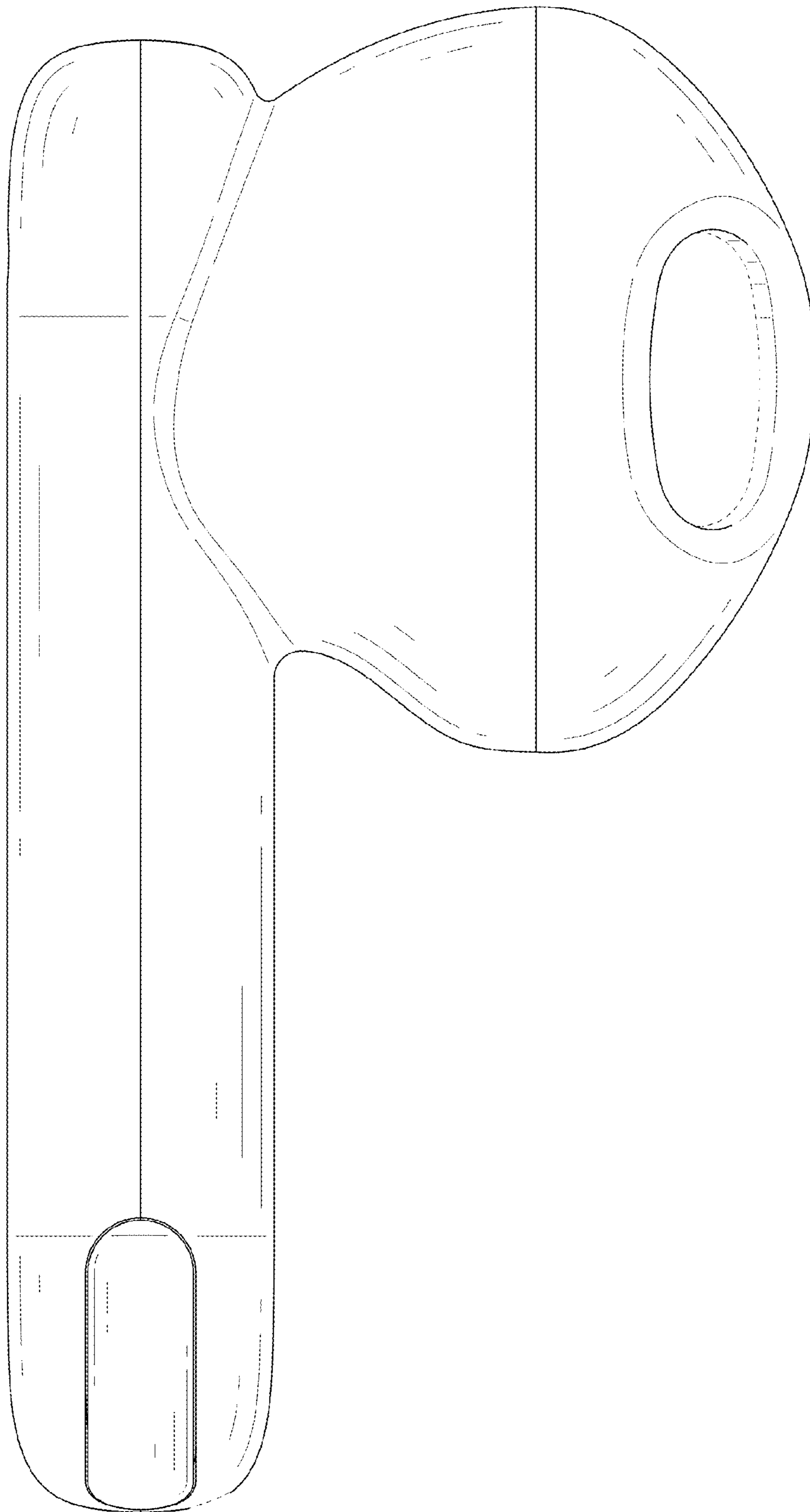


FIG. 6

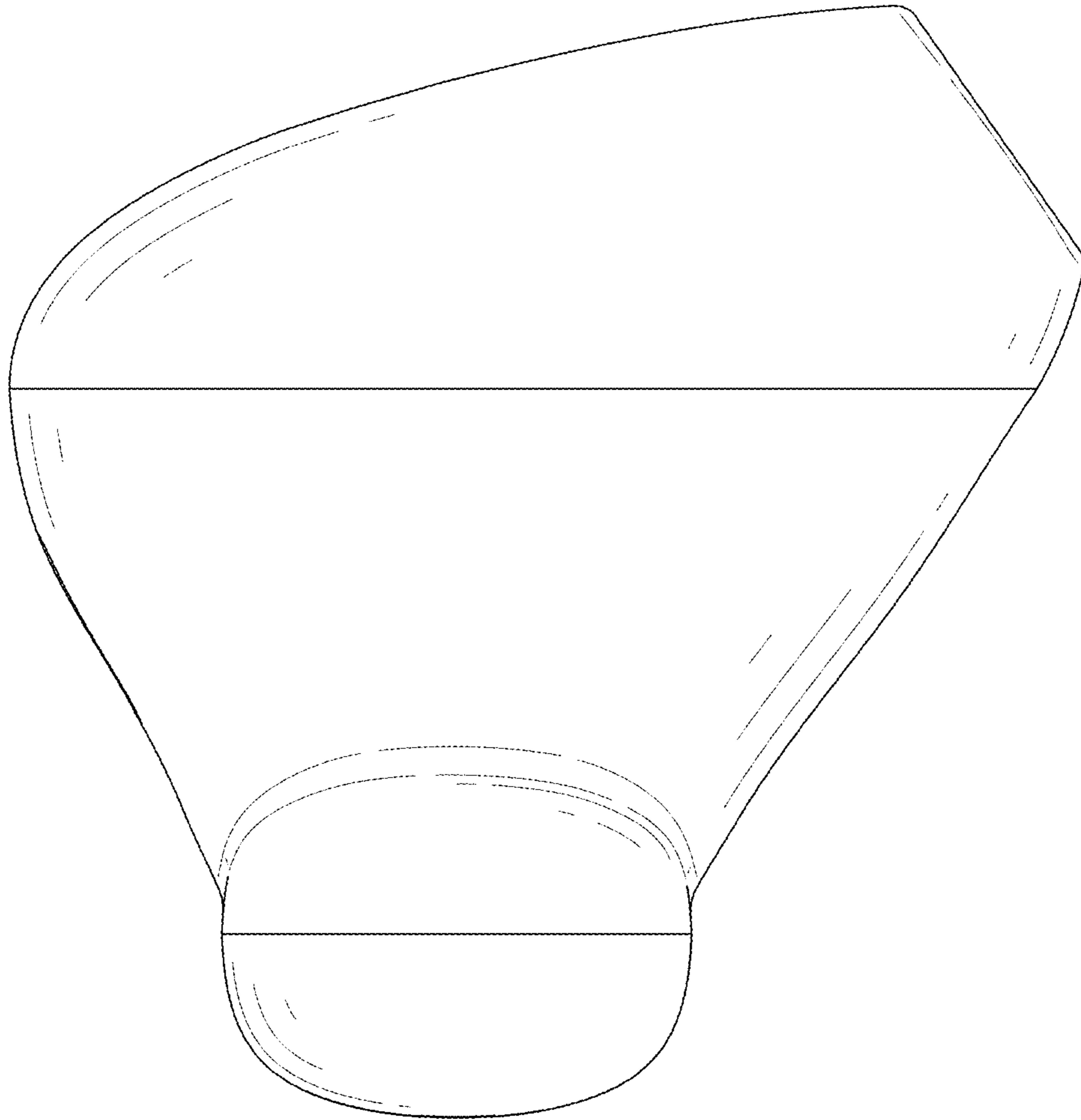


FIG. 7




FIG. 8