



US00D925499S

(12) **United States Design Patent** (10) **Patent No.:** **US D925,499 S**
Xie (45) **Date of Patent:** **** Jul. 20, 2021**

(54) **EARPHONES**
(71) Applicant: **Sumin Xie**, Maoming (CN)
(72) Inventor: **Sumin Xie**, Maoming (CN)
(**) Term: **15 Years**
(21) Appl. No.: **29/764,353**
(22) Filed: **Dec. 29, 2020**
(30) **Foreign Application Priority Data**

Dec. 10, 2020 (CN) 202030760992.4

(51) **LOC (13) Cl.** **14-01**
(52) **U.S. Cl.**
USPC **D14/223**
(58) **Field of Classification Search**
USPC D14/223, 205; D24/174; 128/864, 865,
128/866; 381/380, 381, 322; 455/90.3,
455/575.1, 569.1
CPC H04R 1/10; H04R 25/00; H04R 1/1066;
H04R 1/1016; H04R 5/033; H04R
5/0335; H04R 1/1091
See application file for complete search history.

(56) **References Cited**

U.S. PATENT DOCUMENTS

D479,834 S * 9/2003 Salazar D14/205
D485,548 S * 1/2004 Obata D14/223
D537,812 S * 3/2007 Erich D14/206
D557,689 S * 12/2007 Huang D14/223
D666,996 S * 9/2012 Hardi D14/223
D674,376 S * 1/2013 Kelly D14/223
D697,058 S * 1/2014 Thompson D14/223
D718,284 S * 11/2014 Shibusawa D14/223
D718,286 S * 11/2014 Yang D14/223
D719,548 S * 12/2014 Thompson D14/223
D719,550 S * 12/2014 Yang D14/223
D733,101 S * 6/2015 Pi D14/223
D735,699 S * 8/2015 Yasuda D14/223

D742,860 S * 11/2015 Miyake D14/223
D746,792 S * 1/2016 Kim D14/205
D757,682 S * 5/2016 Perez D14/205
D762,196 S * 7/2016 Hsieh D14/223
D762,616 S * 8/2016 Hsieh D14/205
D773,435 S * 12/2016 Ott D14/205
D784,298 S * 4/2017 Ozawa D14/223
D784,962 S * 4/2017 Yang D14/223
D801,314 S * 10/2017 Akana D14/223
D802,562 S * 11/2017 Baba D14/223
D803,184 S * 11/2017 Loh Jun Kern D14/205
D813,844 S * 3/2018 Stiff D14/223
D820,809 S * 6/2018 Akana D14/205
D822,009 S * 7/2018 Matoba D14/223
D830,336 S * 10/2018 Cai D14/205

(Continued)

FOREIGN PATENT DOCUMENTS

EM 008124283-0002 * 8/2020
EM 008312557-0001 * 12/2020
EM 008450167-0002 * 3/2021

Primary Examiner — Paula Allen Greene

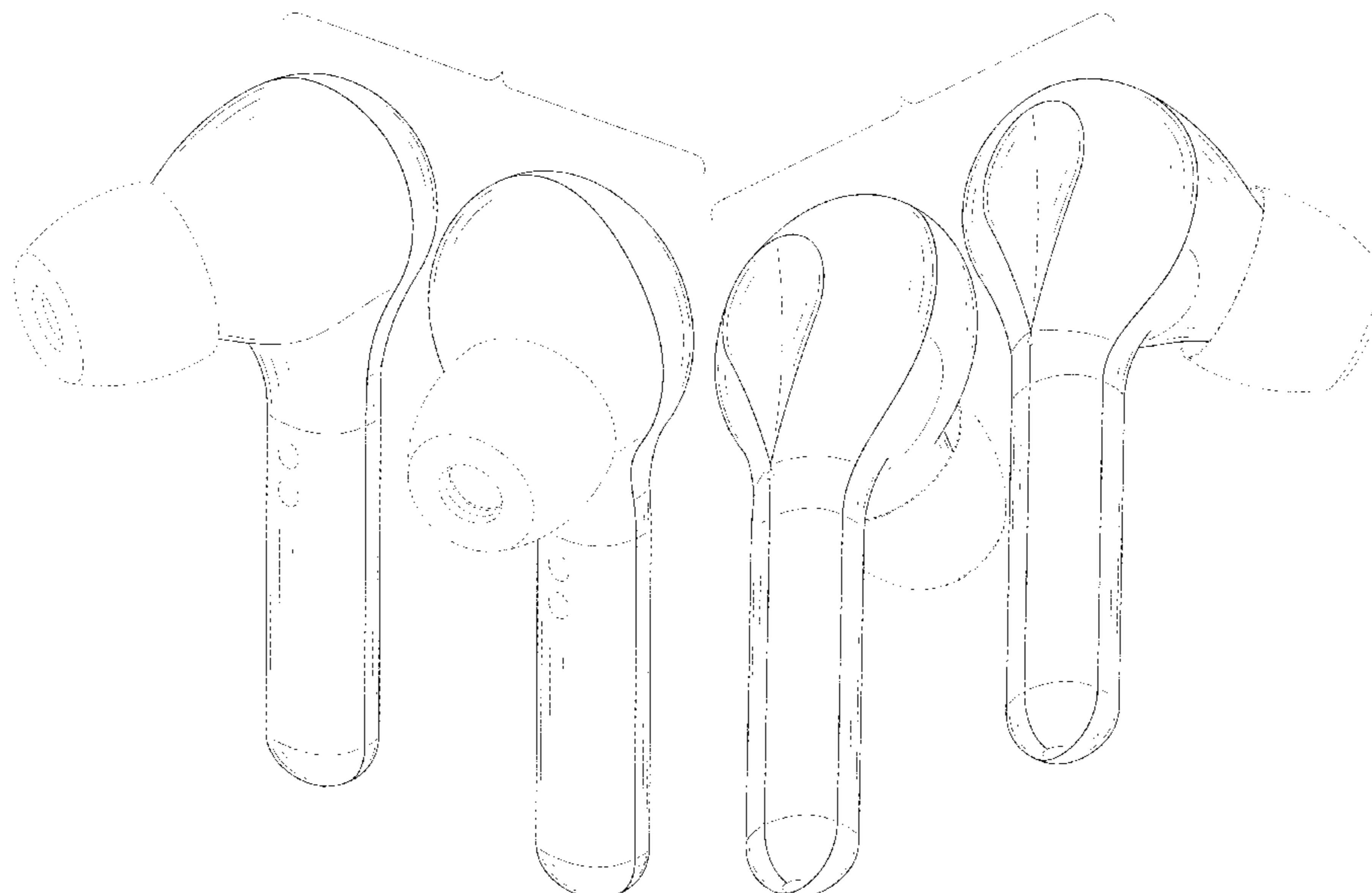
(57) **CLAIM**

The ornamental design for earphones, as shown and described.

DESCRIPTION

FIG. 1 is a perspective view of earphones showing my new design;
FIG. 2 is another perspective view thereof;
FIG. 3 is a front elevational view thereof;
FIG. 4 is a rear elevational view thereof;
FIG. 5 is a left side elevational view thereof;
FIG. 6 is a right side elevational view thereof;
FIG. 7 is a top plan view thereof; and,
FIG. 8 is a bottom plan view thereof.
The broken lines in the drawings depict portions of the earphones that form no part of the claimed design.

1 Claim, 8 Drawing Sheets



(56)

References Cited

U.S. PATENT DOCUMENTS

D830,345 S * 10/2018 Cai D14/223
 D831,619 S * 10/2018 Matoba D14/223
 D832,823 S * 11/2018 Xiao D14/223
 D832,824 S * 11/2018 Kim D14/223
 D847,125 S * 4/2019 Akana D14/223
 D847,794 S * 5/2019 Guo D14/223
 D848,980 S * 5/2019 Kim D14/223
 D848,982 S * 5/2019 Kim D14/223
 D861,647 S * 10/2019 Chen D14/223
 D864,165 S * 10/2019 Roberts D14/223
 D864,169 S * 10/2019 Min D14/223
 D864,919 S * 10/2019 Bonahoom et al.
 D869,445 S * 12/2019 Hu D14/223
 D875,713 S * 2/2020 Kim D14/205
 D877,722 S * 3/2020 Yang D14/223
 D878,337 S * 3/2020 Yang D14/223
 D882,553 S * 4/2020 Wu
 D883,260 S * 5/2020 Hu D14/223
 D883,960 S * 5/2020 Du D14/223

D884,682 S * 5/2020 Du D14/223
 D887,396 S * 6/2020 Wang D14/223
 D888,691 S * 6/2020 Liu D14/223
 D889,436 S * 7/2020 Zhang D14/223
 D890,138 S * 7/2020 Peng D14/223
 D890,724 S * 7/2020 Li D14/223
 D893,462 S * 8/2020 Liu D14/223
 D895,579 S * 9/2020 Yang D14/223
 D895,582 S * 9/2020 Wu D14/223
 D896,206 S * 9/2020 Xu D14/223
 D896,207 S * 9/2020 He D14/223
 D903,639 S * 12/2020 Yang D14/223
 D905,019 S * 12/2020 Liu D14/223
 D908,665 S * 1/2021 Wen D14/223
 D910,600 S * 2/2021 Zhang D14/223
 D911,315 S * 2/2021 Hutchison D14/223
 D914,646 S * 3/2021 Yang D14/223
 D914,651 S * 3/2021 Xie D14/223
 2012/0237074 A1 * 9/2012 Aase H04R 1/1075
 381/380
 2020/0068283 A1 * 2/2020 Chou H04R 1/1025

* cited by examiner

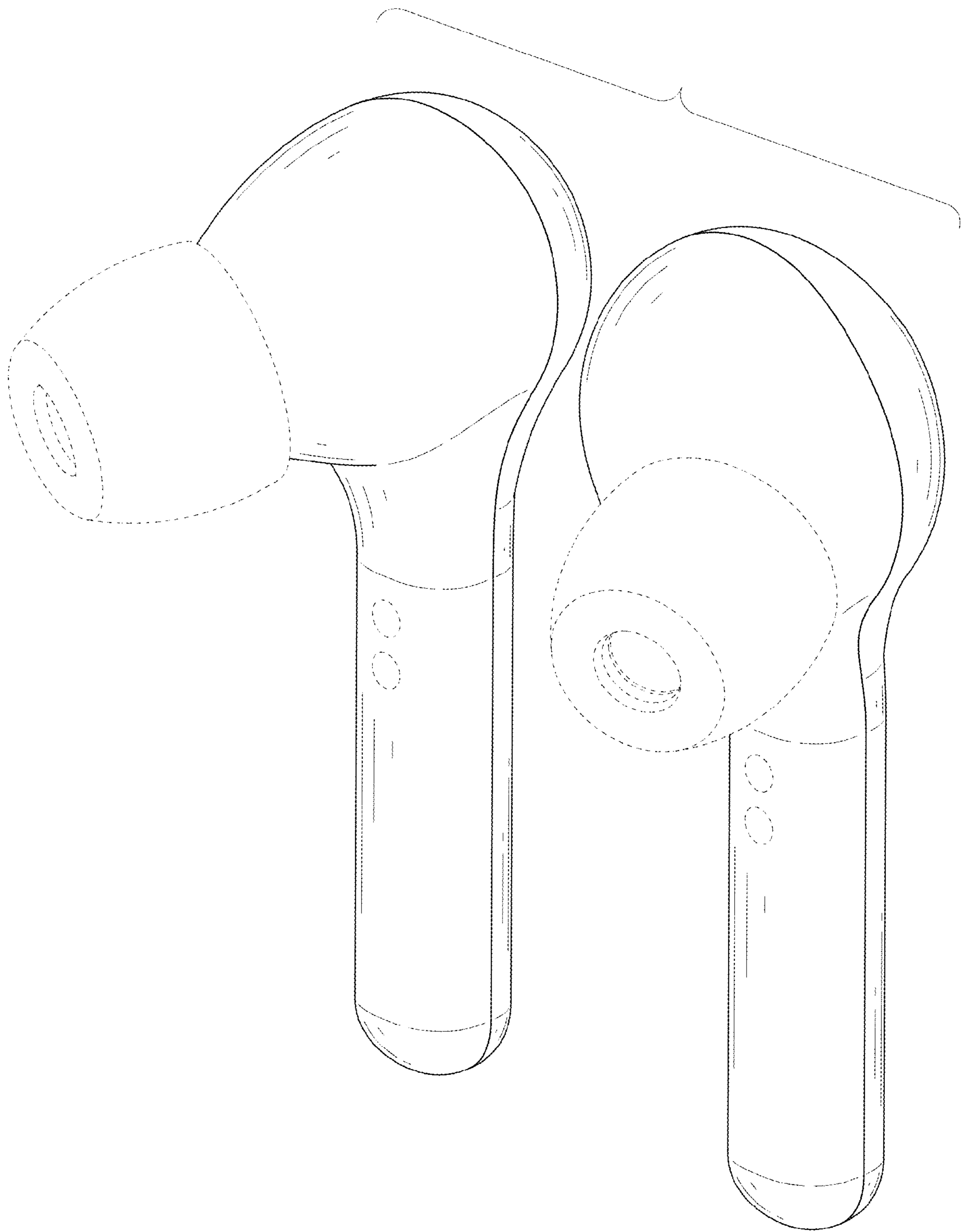


FIG. 1

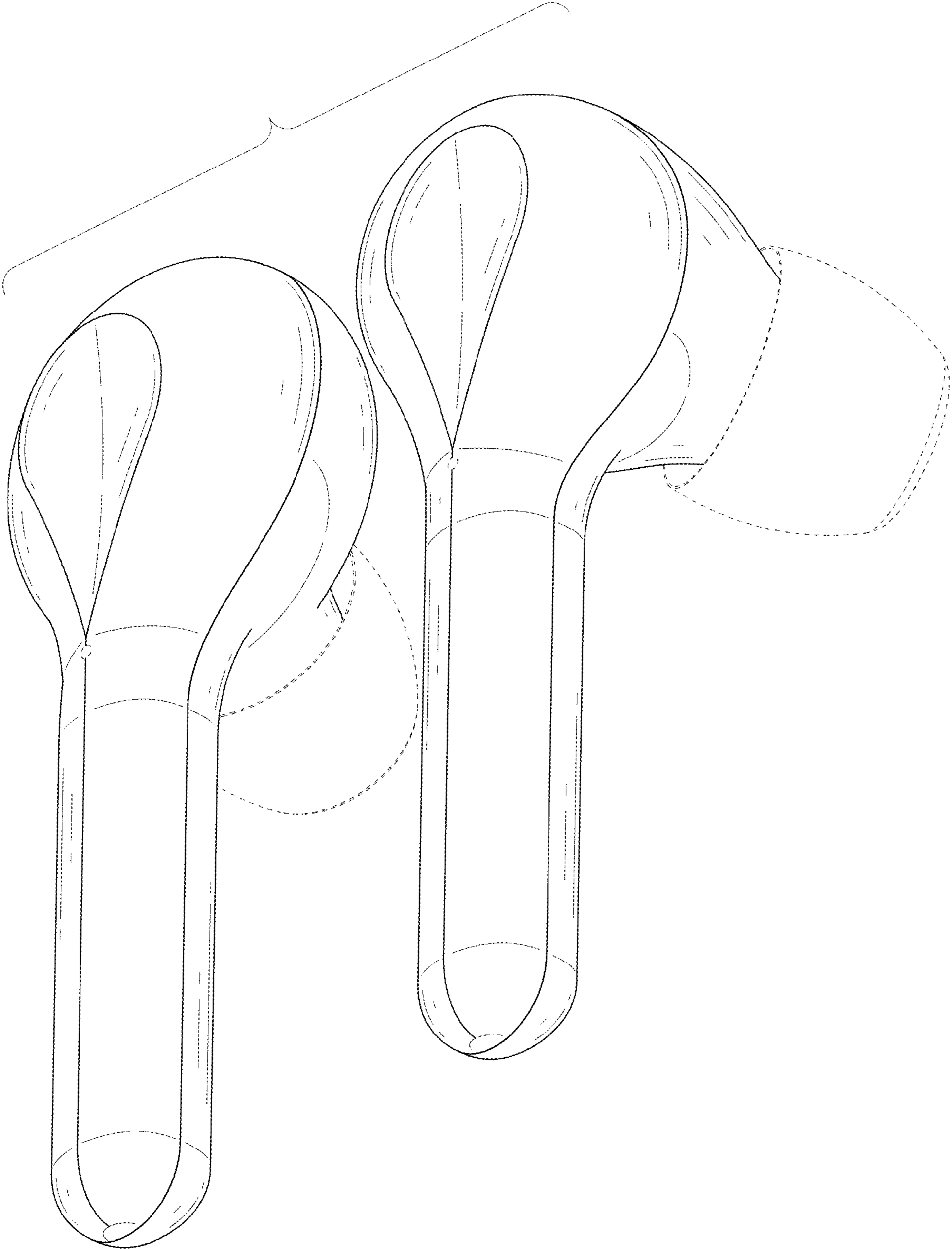


FIG. 2

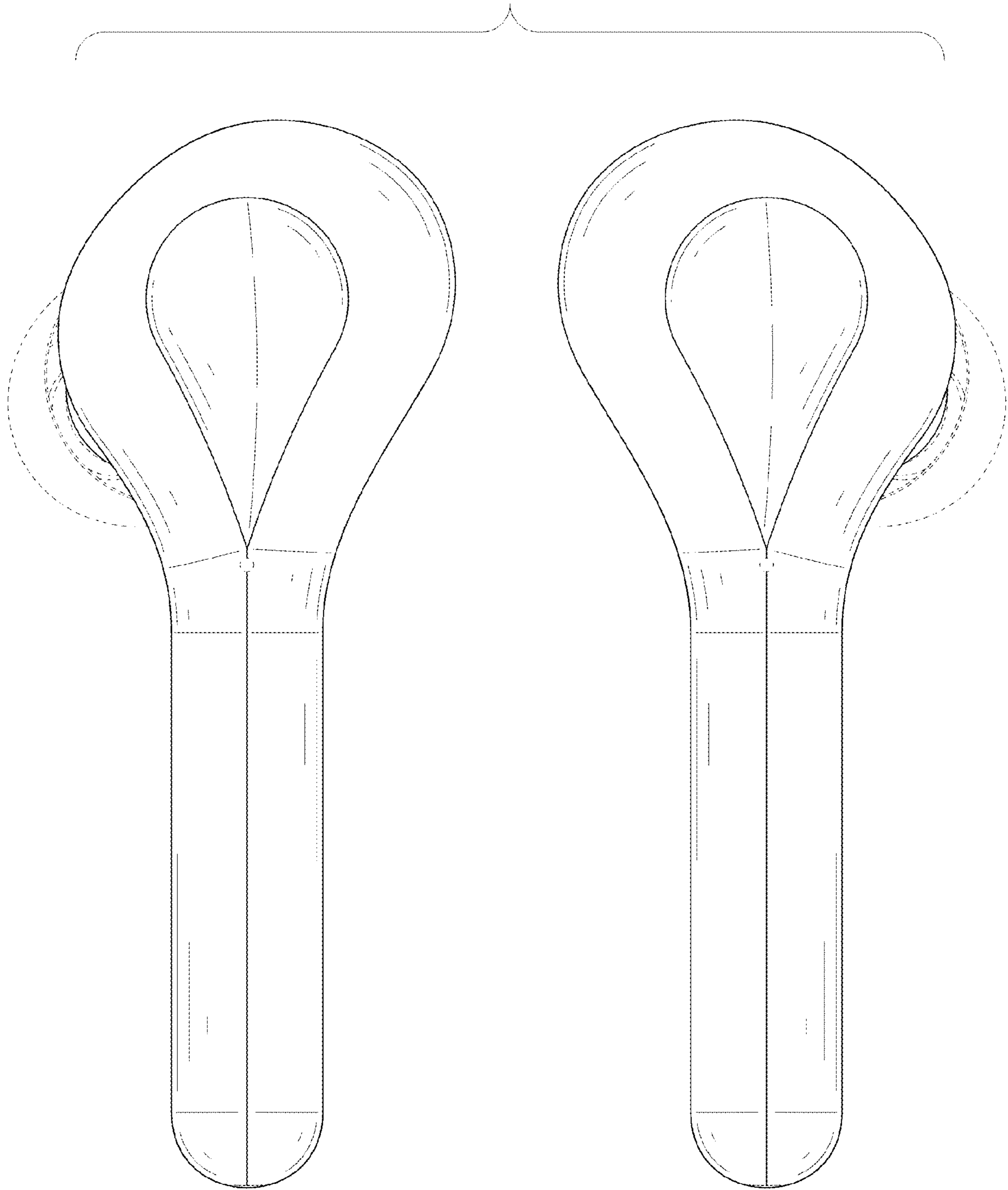


FIG. 3

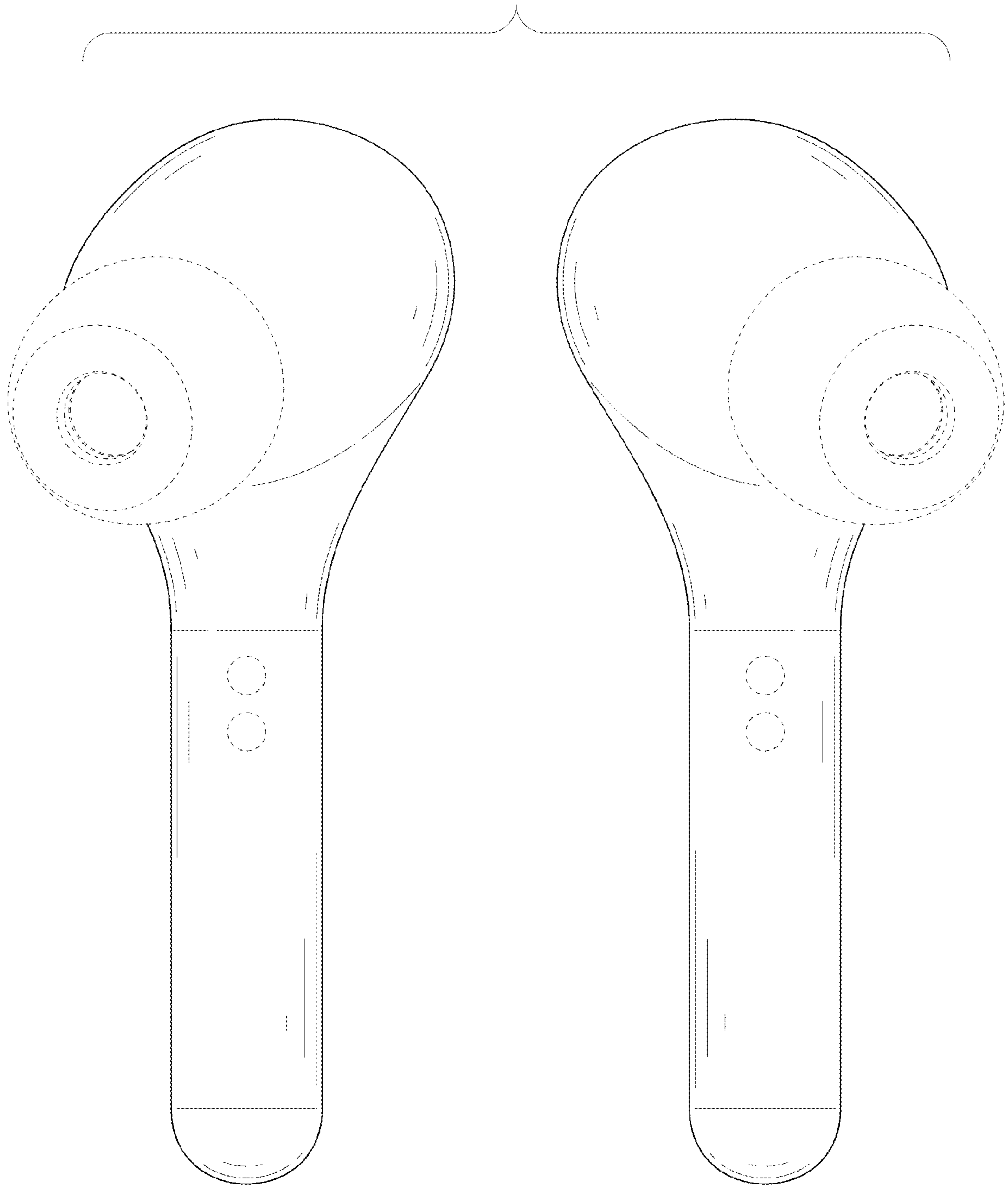


FIG. 4

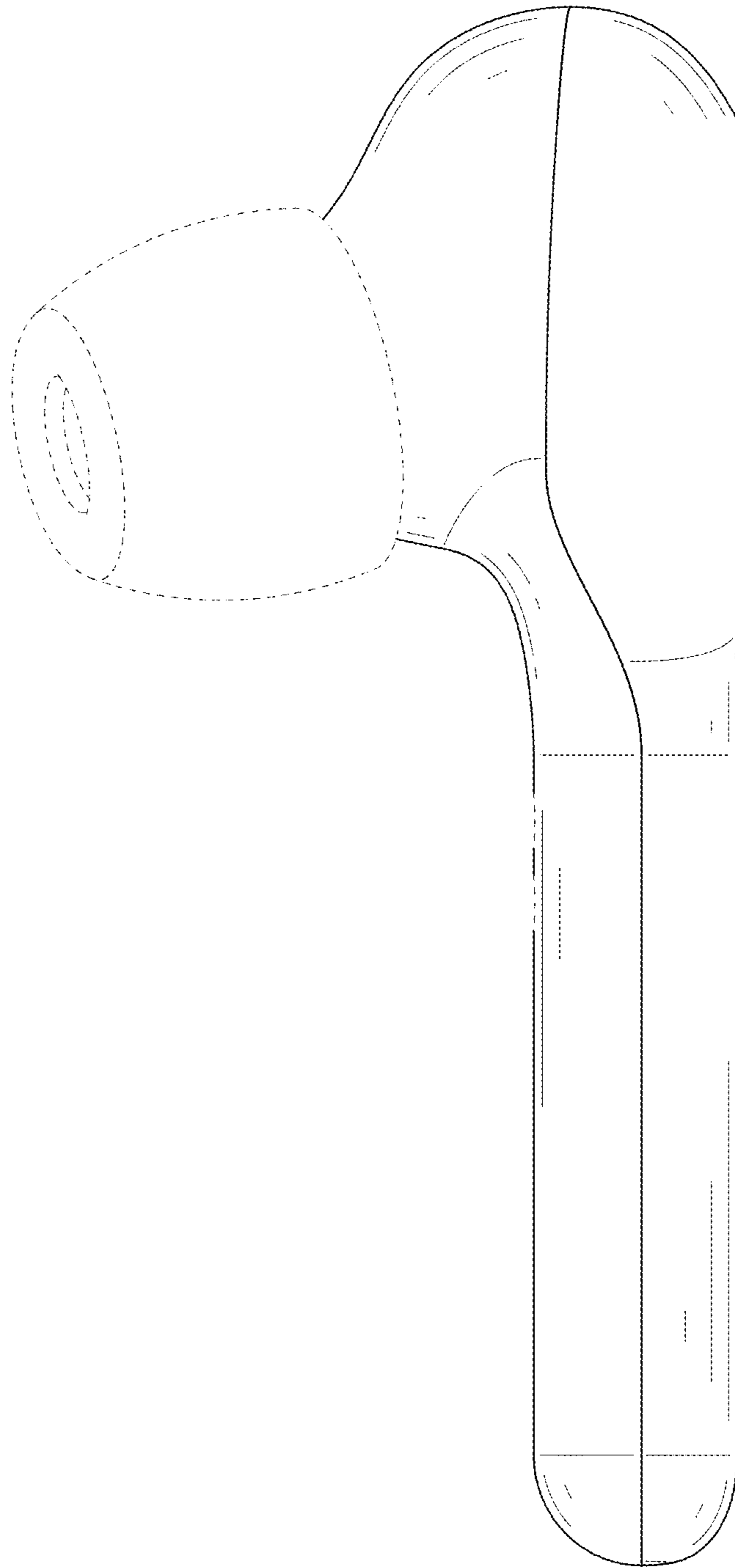


FIG. 5

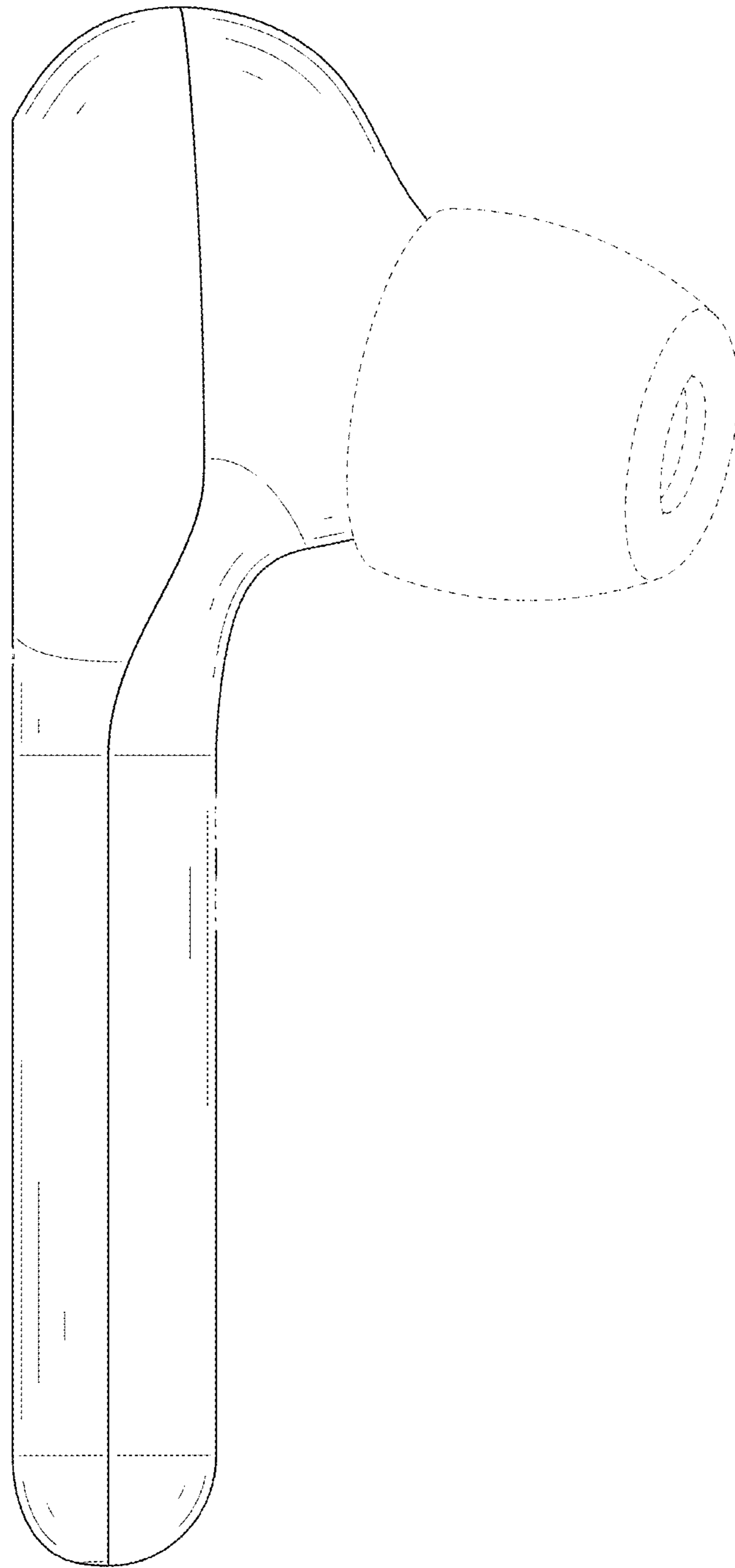


FIG. 6

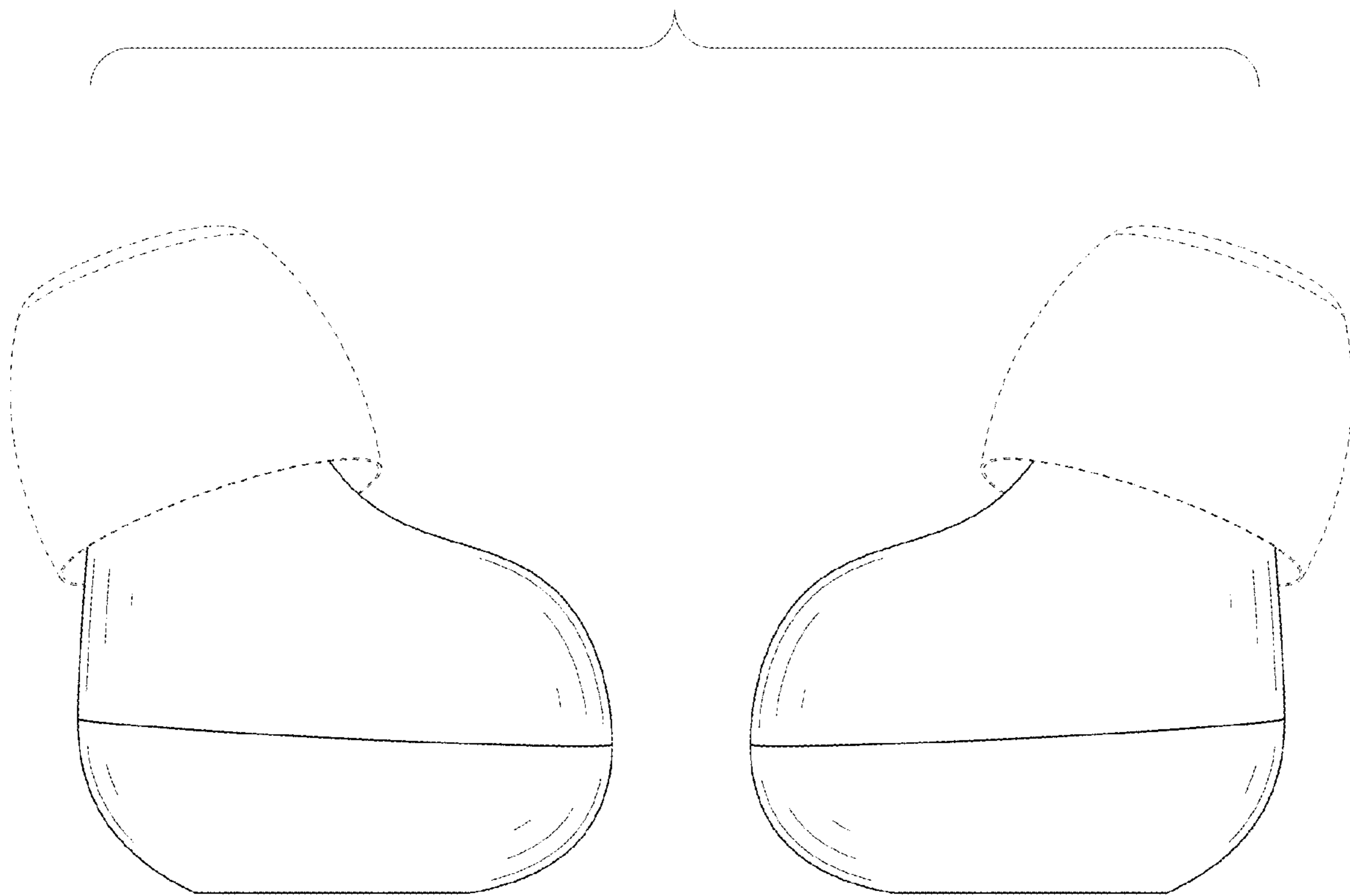


FIG. 7

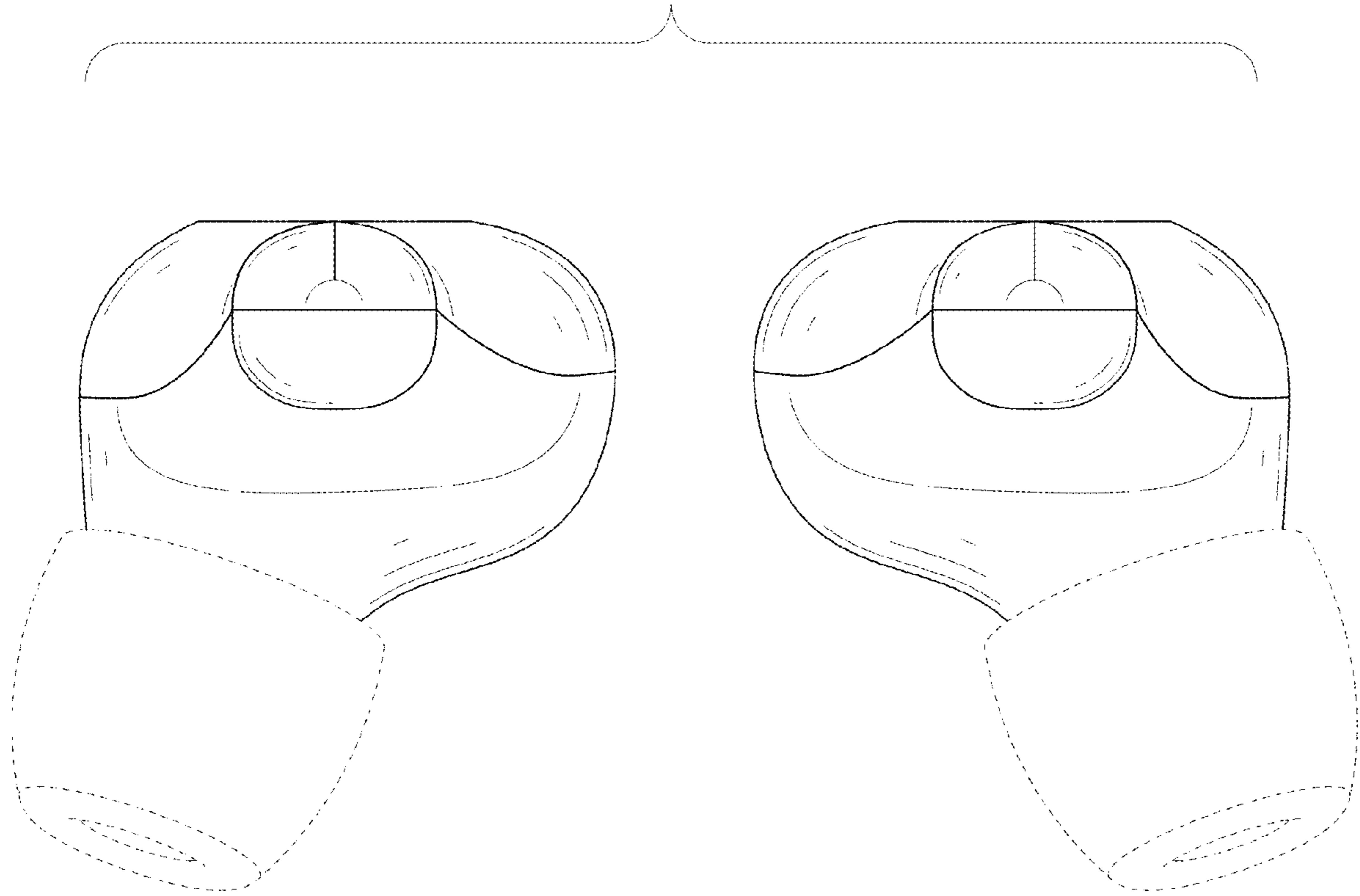


FIG. 8