



US00D925474S

(12) **United States Design Patent** (10) **Patent No.:** **US D925,474 S**
Frahm (45) **Date of Patent:** **** Jul. 20, 2021**

(54) **HAND CONTROL**
(71) Applicant: **LINAK A/S**, Nordborg (DK)
(72) Inventor: **Søren Xerxes Frahm**, Horsens (DK)
(73) Assignee: **LINAK A/S**, Nordborg (DK)
(**) Term: **15 Years**
(21) Appl. No.: **29/739,123**
(22) Filed: **Jun. 23, 2020**

D687,815 S 8/2013 Hwangho et al.
D692,417 S 10/2013 Tu
D777,708 S 1/2017 Shimonishi et al.
D793,968 S 8/2017 Eriksen
D816,621 S 5/2018 Williams et al.
D816,638 S 5/2018 Kim et al.
D823,282 S 7/2018 Kim
10,213,352 B2 2/2019 Hille
D863,235 S 10/2019 Zhou
D891,378 S * 7/2020 Frahm D13/168
D891,379 S * 7/2020 Frahm D13/168
2016/0275785 A1 9/2016 Hille et al.
(Continued)

Related U.S. Application Data

(62) Division of application No. 29/676,533, filed on Jan. 11, 2019, now Pat. No. Des. 891,378.

Foreign Application Priority Data

Jan. 11, 2019 (DK) DA 2018 00095

(51) **LOC (13) Cl.** **14-03**
(52) **U.S. Cl.**
USPC **D13/168**
(58) **Field of Classification Search**
USPC D13/168; D14/218; D24/200
CPC A47C 31/008; A61G 13/02; G08C 17/00;
G08C 17/02; H04B 1/202; H01H 9/02;
H01H 9/0214; H01H 9/0235; H01H
9/0242

See application file for complete search history.

References Cited

U.S. PATENT DOCUMENTS

6,396,224 B1 5/2002 Luff et al.
D583,363 S 12/2008 Song et al.
D625,276 S 10/2010 Won et al.
D631,036 S 1/2011 Daniels
D632,264 S 2/2011 Choi et al.
D645,414 S 9/2011 Hwang et al.
D665,779 S 8/2012 Olufemi et al.
D673,139 S 12/2012 Choi et al.

OTHER PUBLICATIONS

Linak HC40 Remote Control; searched on Jan. 12, 2021; 1 pg.
https://www.google.com/search?q=LINAK+A/S+hand+control&rlz=1C1GCEB_enUS799US802&source=Inms&tbm=isch&sa=X&ved=2ahUKEwjlmKul65buAhWjUt8KHX-mBe8Q_AUoAnoECAUQBA&biw=2048&bih=754&dpr=1.25#imgcl=LAXddiq0A01ZgM.*

(Continued)

Primary Examiner — Selina Sikder

(74) *Attorney, Agent, or Firm* — Renner, Otto, Boisselle & Sklar, LLP

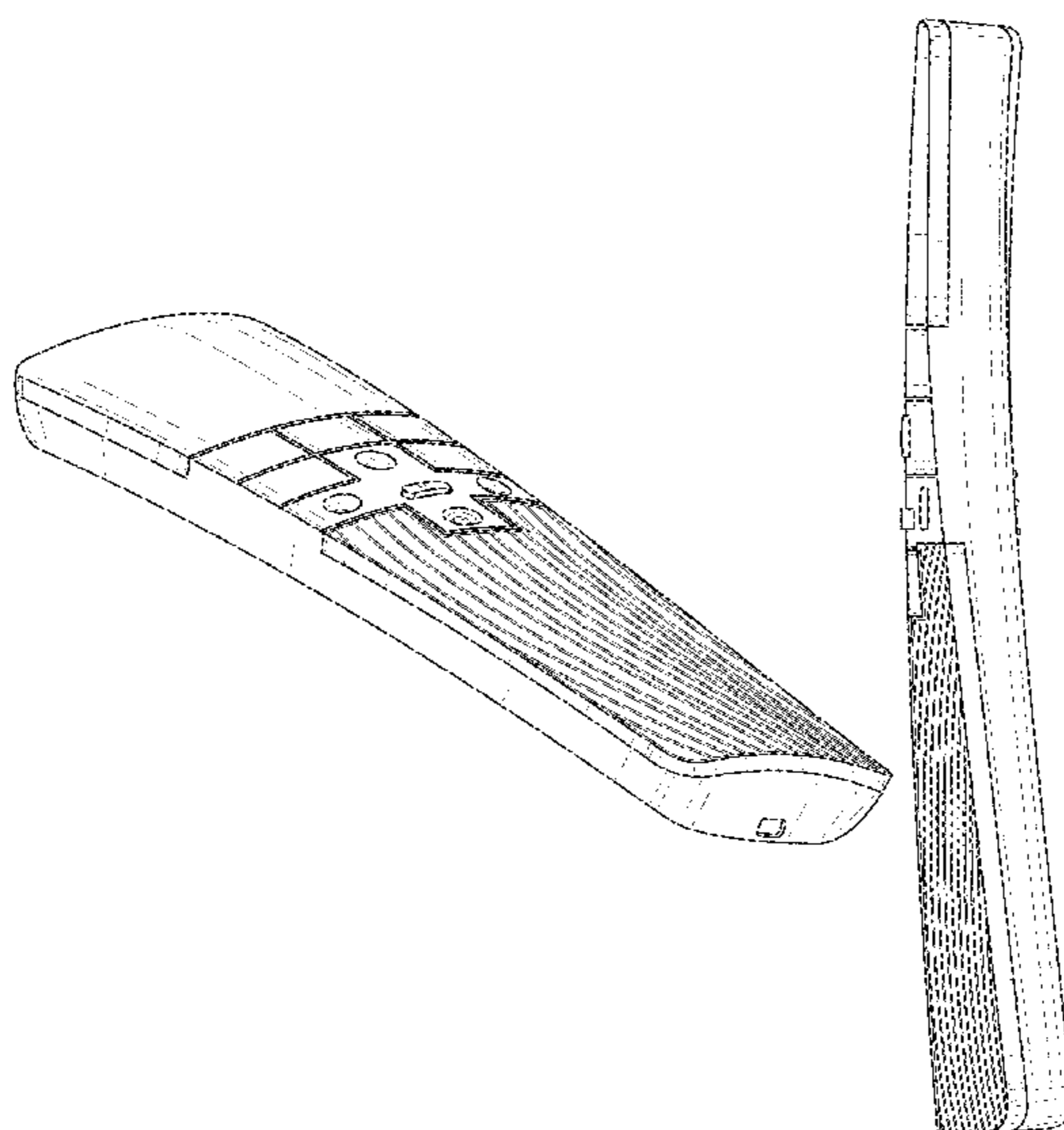
(57) **CLAIM**

The ornamental design for a hand control, as shown and described.

DESCRIPTION

FIG. 1 is a front, left, bottom perspective view of a hand control showing my new design;
FIG. 2 is a rear, right, bottom perspective view thereof;
FIG. 3 is a front elevation view thereof;
FIG. 4 is a rear elevation view thereof;
FIG. 5 is a right side elevation view thereof;
FIG. 6 is a left side elevation view thereof;
FIG. 7 is a top plan view thereof; and,
FIG. 8 is a bottom plan view thereof.

1 Claim, 8 Drawing Sheets



(56)

References Cited

U.S. PATENT DOCUMENTS

2020/0060908 A1* 2/2020 Hosokawa A61G 7/018
2020/0305256 A1* 9/2020 Tachikawa A61G 7/018

OTHER PUBLICATIONS

Linak homepage <https://www.linak.com/products/controls/hc10-wireless/#/productdatasheet>.

Linak homepage <https://www.linak.com/products/controls/hc20-wireless/#/productdatasheet>.

DewertOkin homepage <https://www.dewertokin.com/products/>.

TiMotion homepage <https://www.timotion.com/en/products/intro/controls?guid=1481523032>.

* cited by examiner

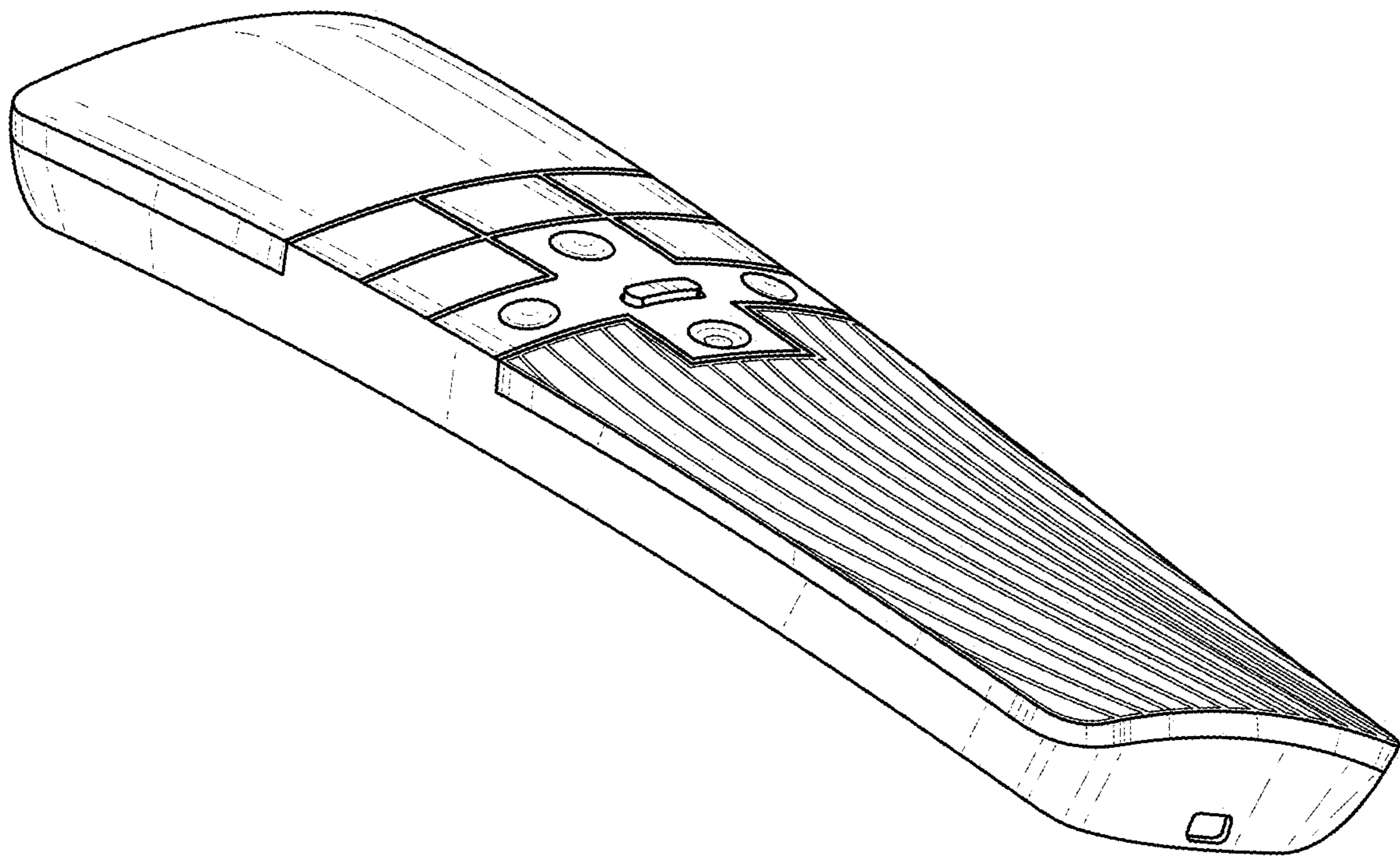


FIG. 1

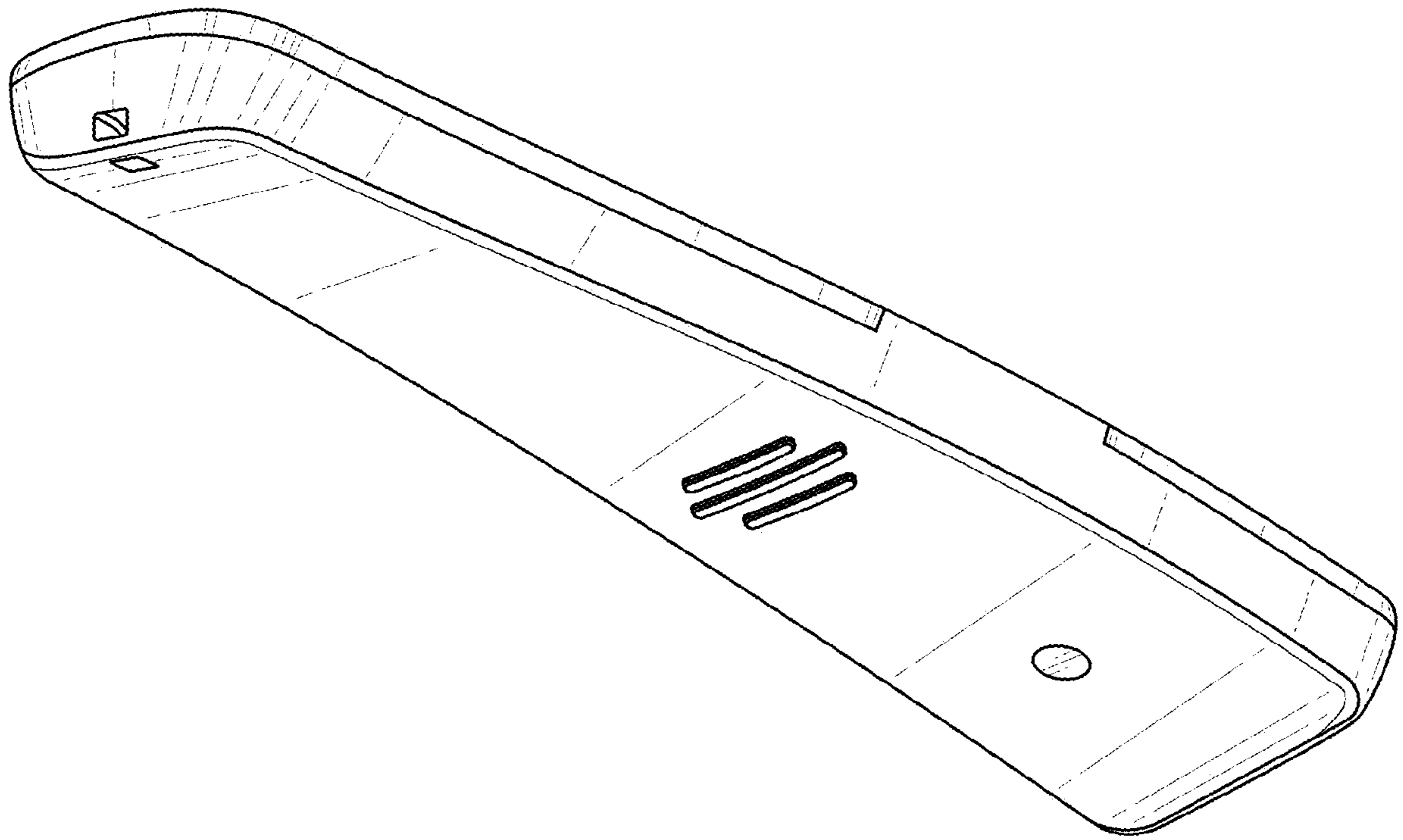


FIG. 2

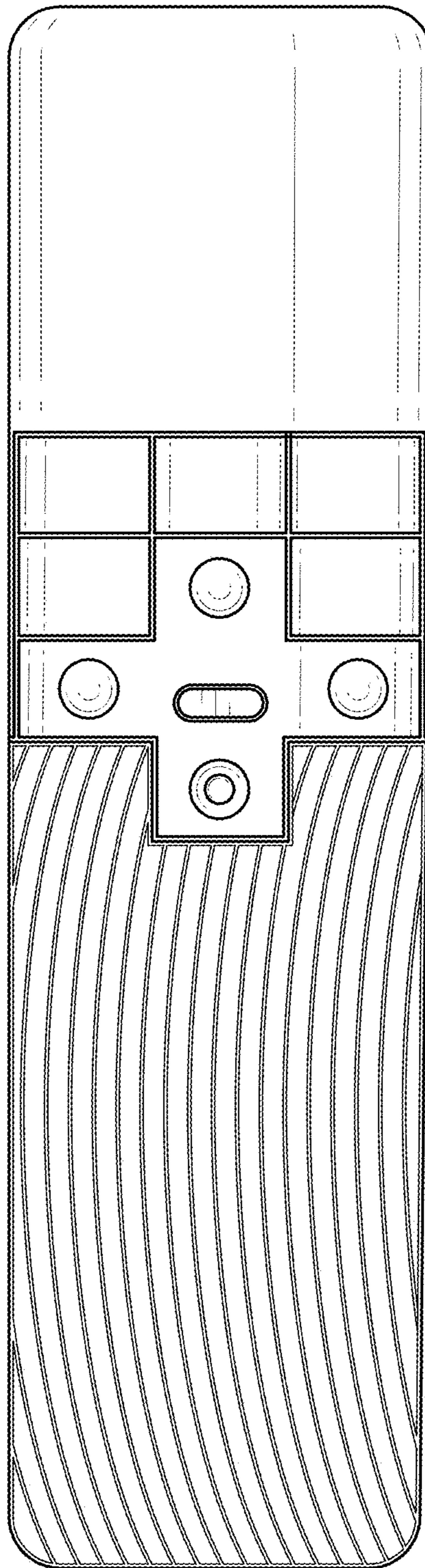


FIG. 3




FIG. 4

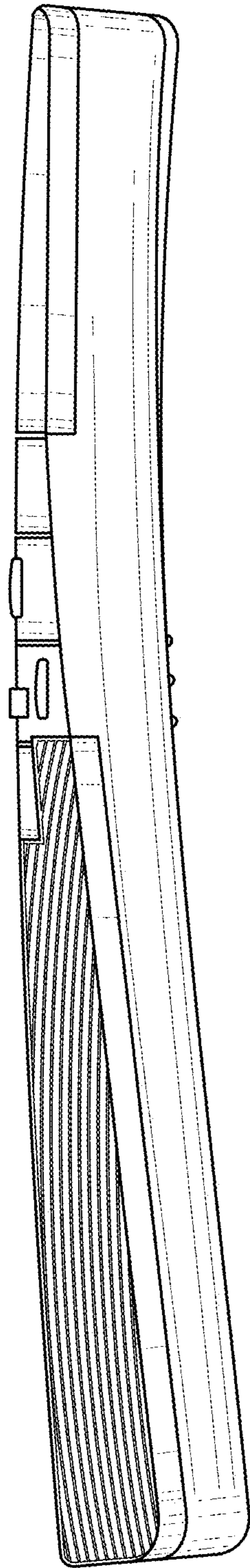


FIG. 5

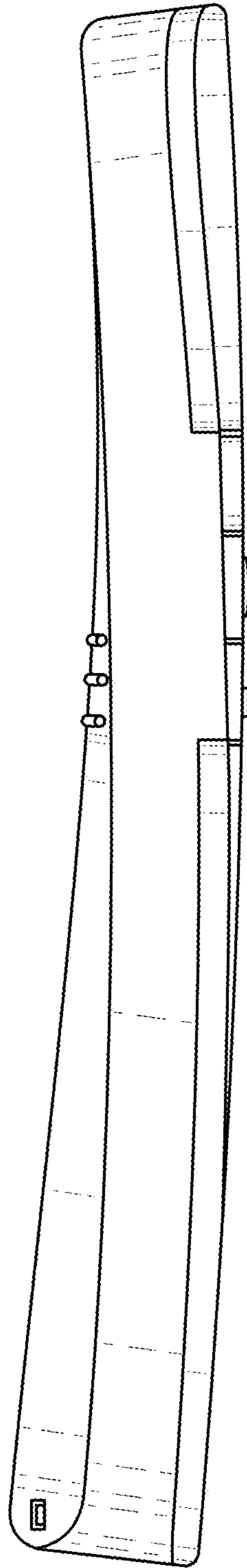


FIG. 6

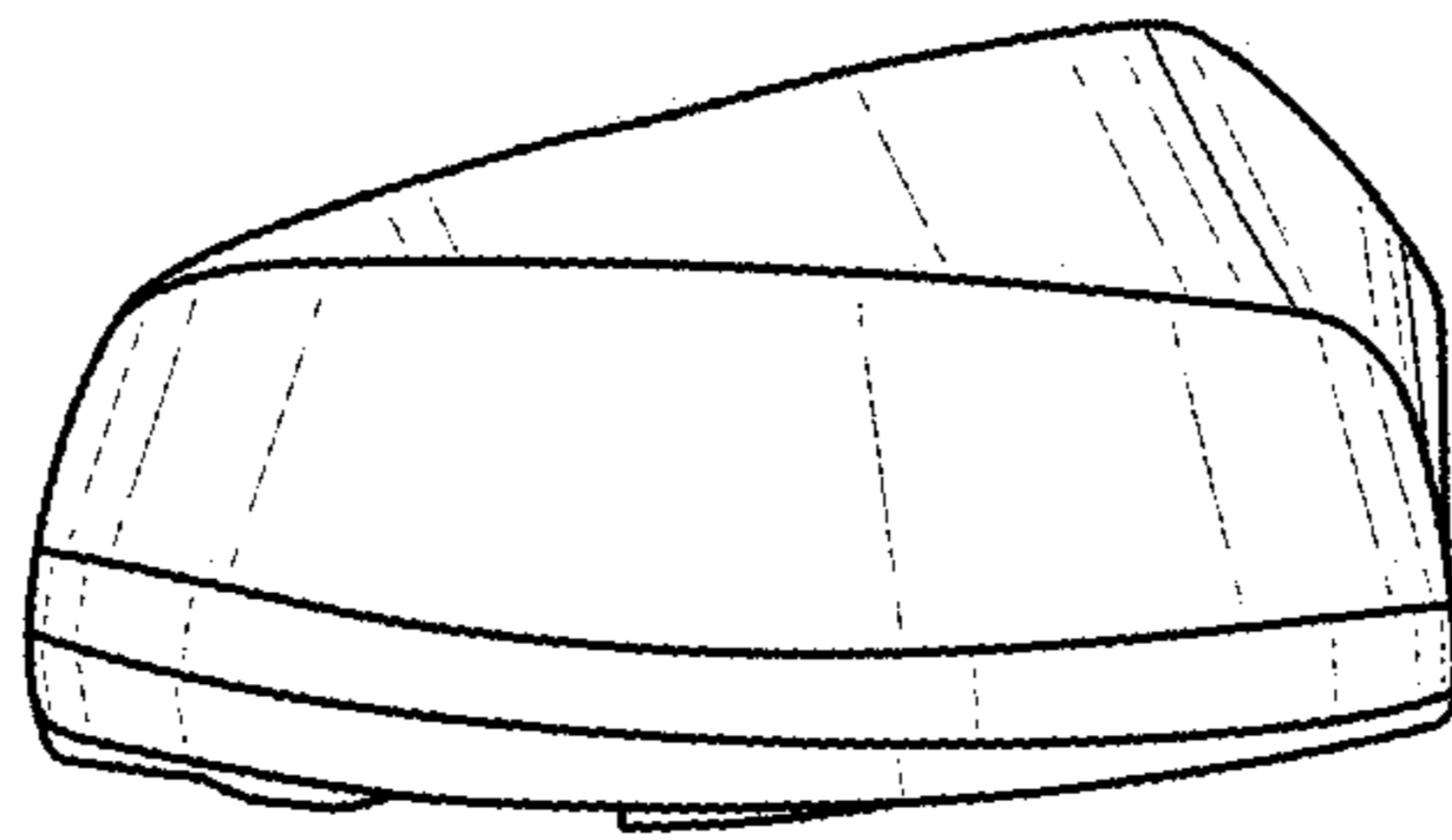


FIG. 7

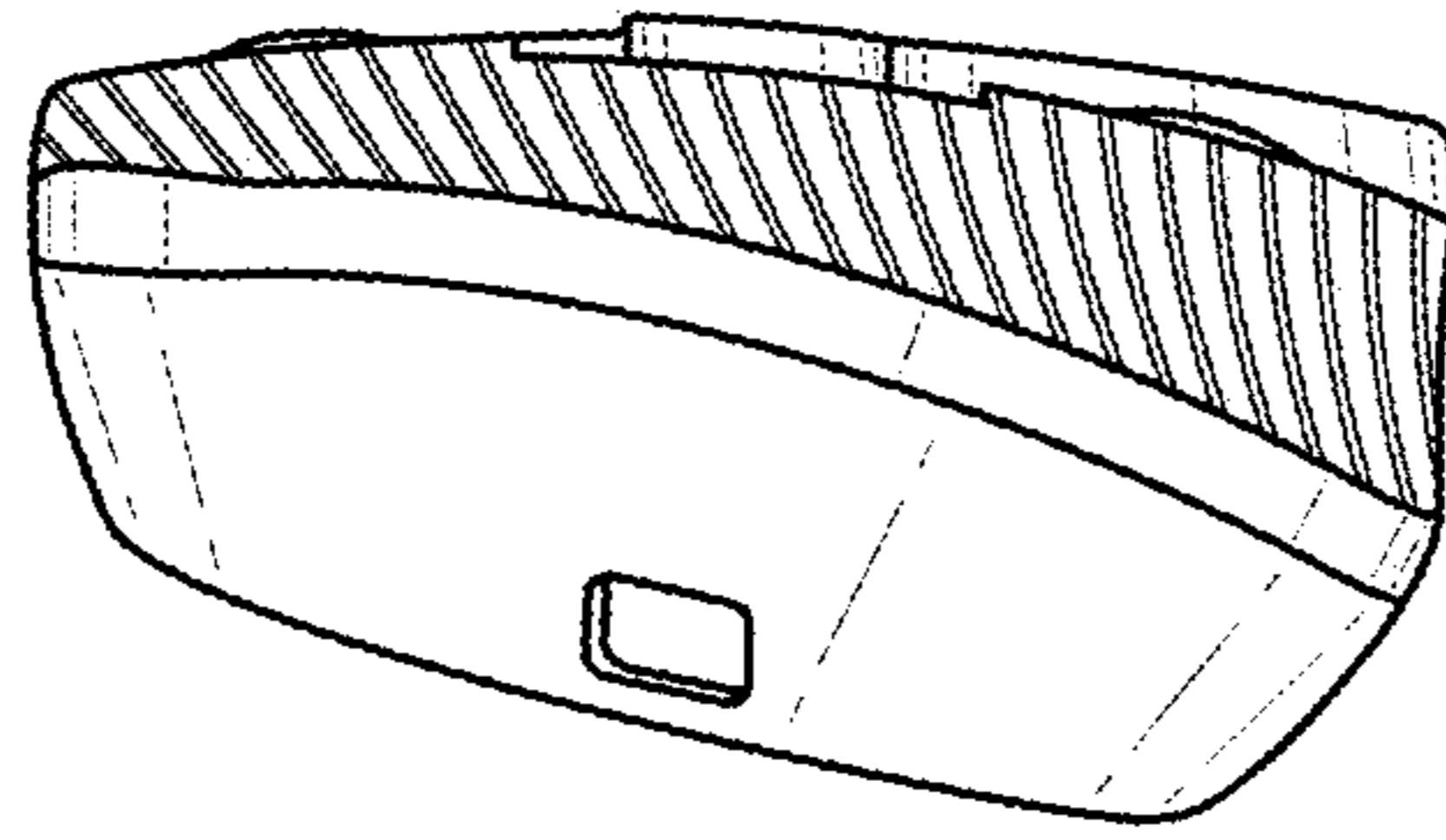


FIG. 8