



US00D925445S

(12) **United States Design Patent** (10) **Patent No.:** **US D925,445 S**
Bennett et al. (45) **Date of Patent:** **** Jul. 20, 2021**

(54) **CHARGING CASE**

(71) Applicant: **Bose Corporation**, Framingham, MA (US)

(72) Inventors: **Timothy Joseph Bennett**, Worcester, MA (US); **Caleb Drake**, Allston, MA (US)

(73) Assignee: **BOSE CORPORATION**, Framingham, MA (US)

(**) Term: **15 Years**

(21) Appl. No.: **29/712,711**

(22) Filed: **Nov. 11, 2019**

(51) **LOC (13) Cl.** **13-02**

(52) **U.S. Cl.**
USPC **D13/108**; D3/301

(58) **Field of Classification Search**
USPC D13/103, 107, 108, 118, 119, 184;
D3/201, 208, 218, 266, 273, 274, 294,
D3/301, 302; D14/223, 251, 432, 434;
D9/414, 420, 423, 430, 503
CPC .. H01M 2/02; G06F 1/1628; A45C 2011/001;
B65D 43/16

See application file for complete search history.

(56) **References Cited**

U.S. PATENT DOCUMENTS

D481,250	S	*	10/2003	Hassett	D3/301
D534,423	S	*	1/2007	Tanner	D9/426
D548,970	S	*	8/2007	Huang	D3/294
D634,707	S	*	3/2011	Hosler	D13/108
7,909,161	B2	*	3/2011	Sween	A45C 5/03 206/320
D779,202	S	*	2/2017	Xia	D3/289
D786,093	S	*	5/2017	Christie	D9/748
D832,208	S	*	10/2018	Grois	D13/108
D881,810	S	*	4/2020	Zhang	D13/108
D894,601	S	*	9/2020	Haynes	D3/294

10,778,021	B1	*	9/2020	Alexander	A45C 11/00
D899,086	S	*	10/2020	Bristol	D3/289
2017/0104352	A1	*	4/2017	Stratton	H04R 1/1025

FOREIGN PATENT DOCUMENTS

CN 202030207988.5 * 10/2020

OTHER PUBLICATIONS

“Bose 700 Headphones.” Found online Dec. 8, 2020 at youtube.com. Reference dated Jan. 7, 2020. Retrieved from <https://www.youtube.com/watch?v=KSO9kG-qdHU>. (Year: 2020).*
“Headphone Case for Bose”. Found online Dec. 8, 2020 at amazon.com. Reference dated Jun. 7, 2016. Retrieved from https://www.amazon.com/Headphone-QuietComfort-Wireless-Headphones-SoundLink/dp/B01FFA040U/ref=sr_1_6. (Year: 2016).*
“Bose Soundsport Charging Case.” Found online Dec. 8, 2020 at youtube.com. Reference dated Oct. 7, 2016. Retrieved from <https://www.youtube.com/watch?v=8bXlbGgnWX4>. (Year: 2016).*

* cited by examiner

Primary Examiner — Kendra Leslie Hamilton
Assistant Examiner — Amanda Christensen

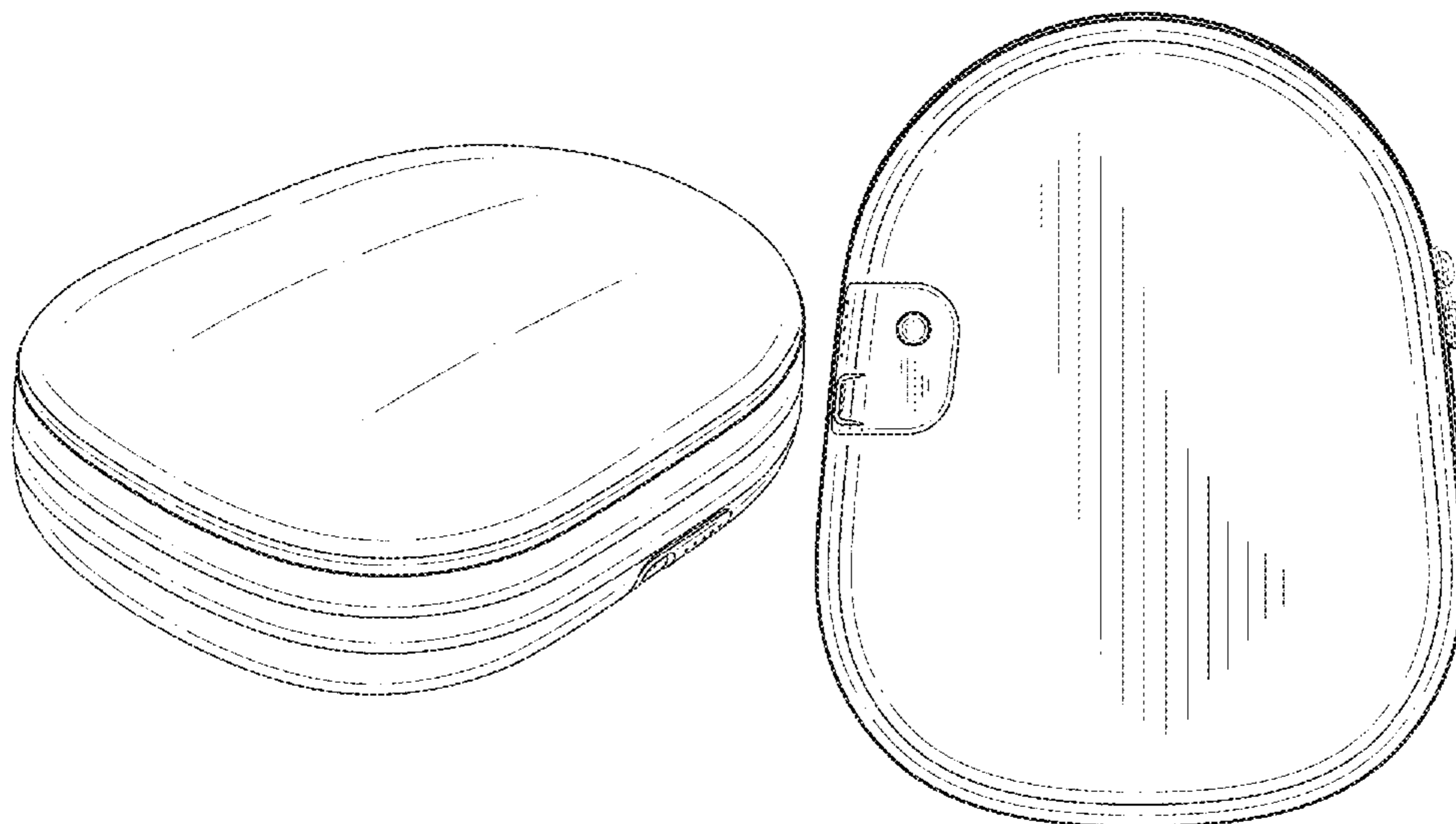
(57) **CLAIM**

The ornamental design for a charging case, as shown and described.

DESCRIPTION

FIG. 1 is a top, front, right side perspective view of a charging case, showing our new design;
FIG. 2 is a top plan view thereof;
FIG. 3 is a right side elevation view thereof;
FIG. 4 is a bottom plan view thereof;
FIG. 5 is a left side elevation view thereof;
FIG. 6 is a front elevation view thereof; and,
FIG. 7 is a back elevation view thereof.
In the drawings, the broken lines depict environmental subject matter and form no part of the claimed design.

1 Claim, 4 Drawing Sheets



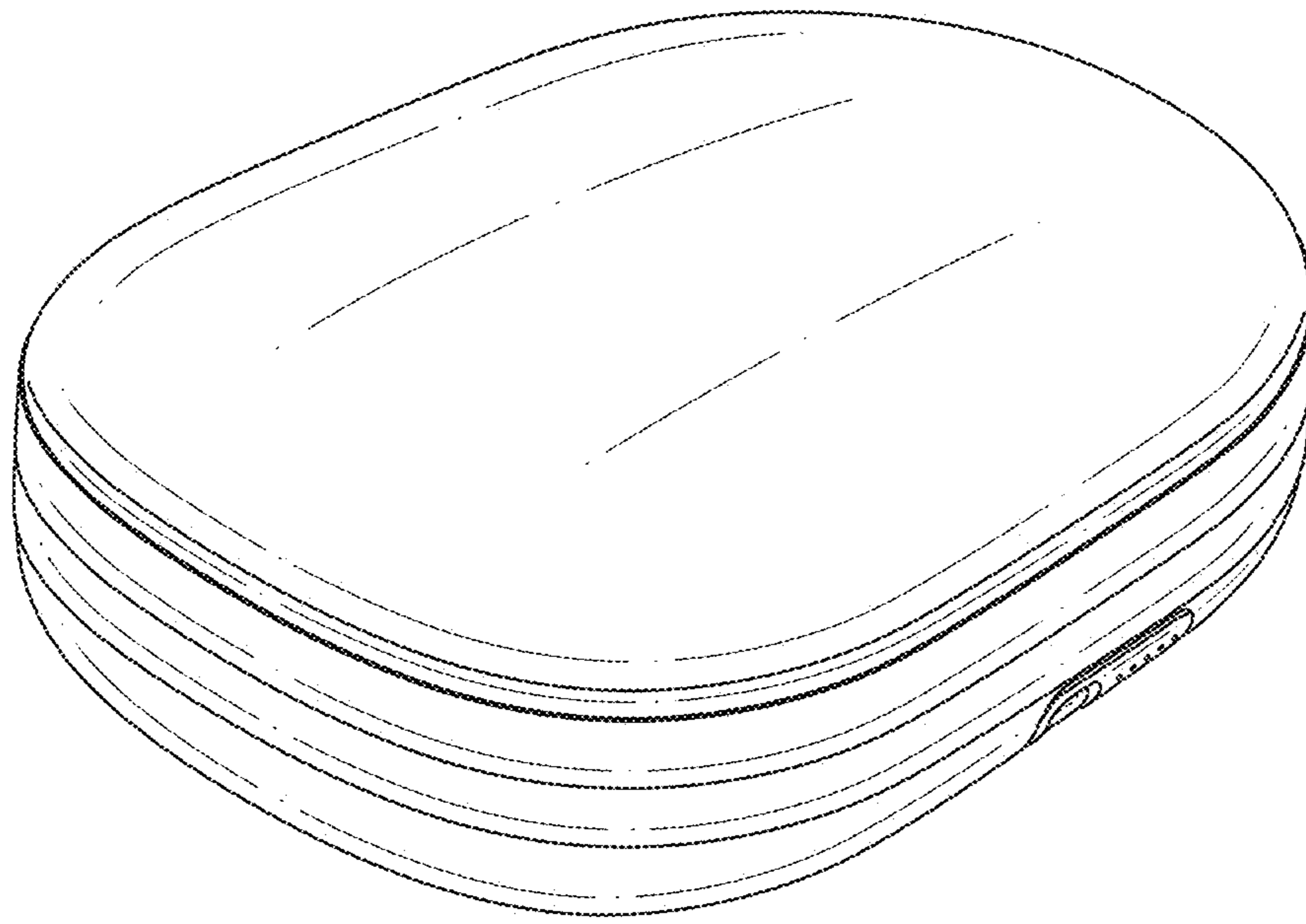


FIG. 1

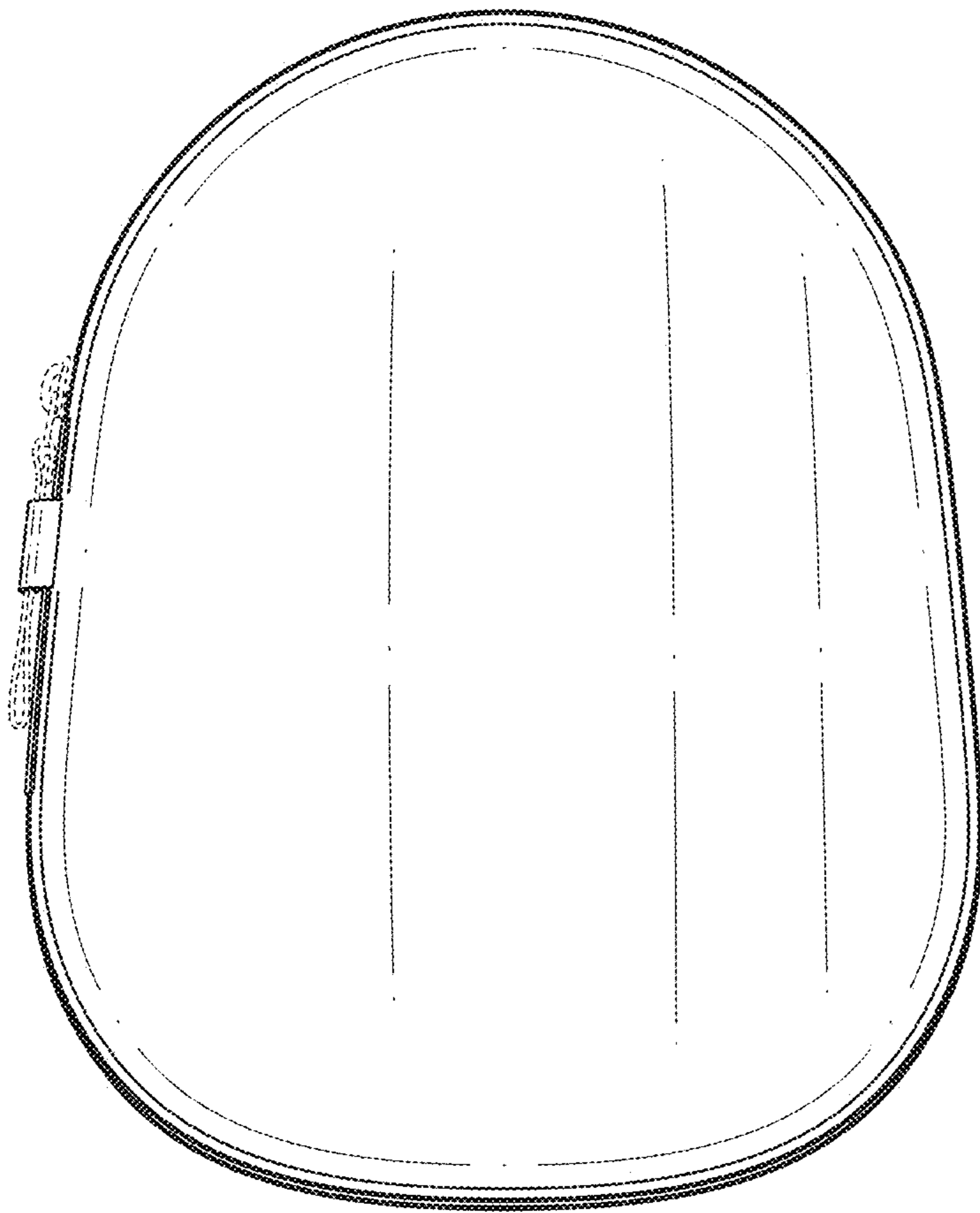


FIG. 2

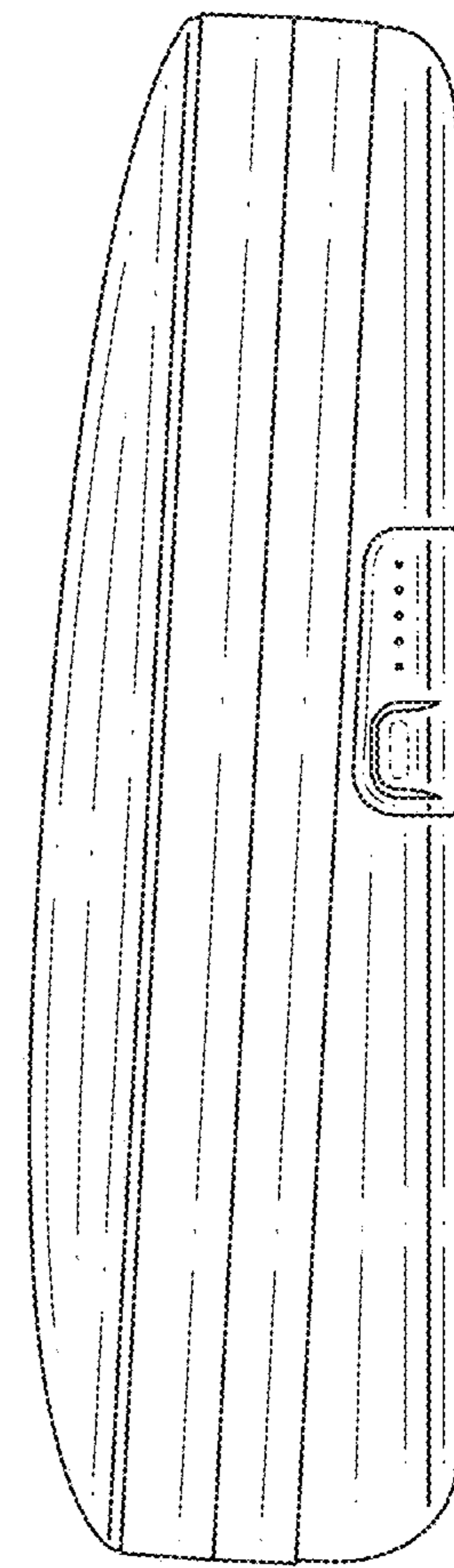


FIG. 3

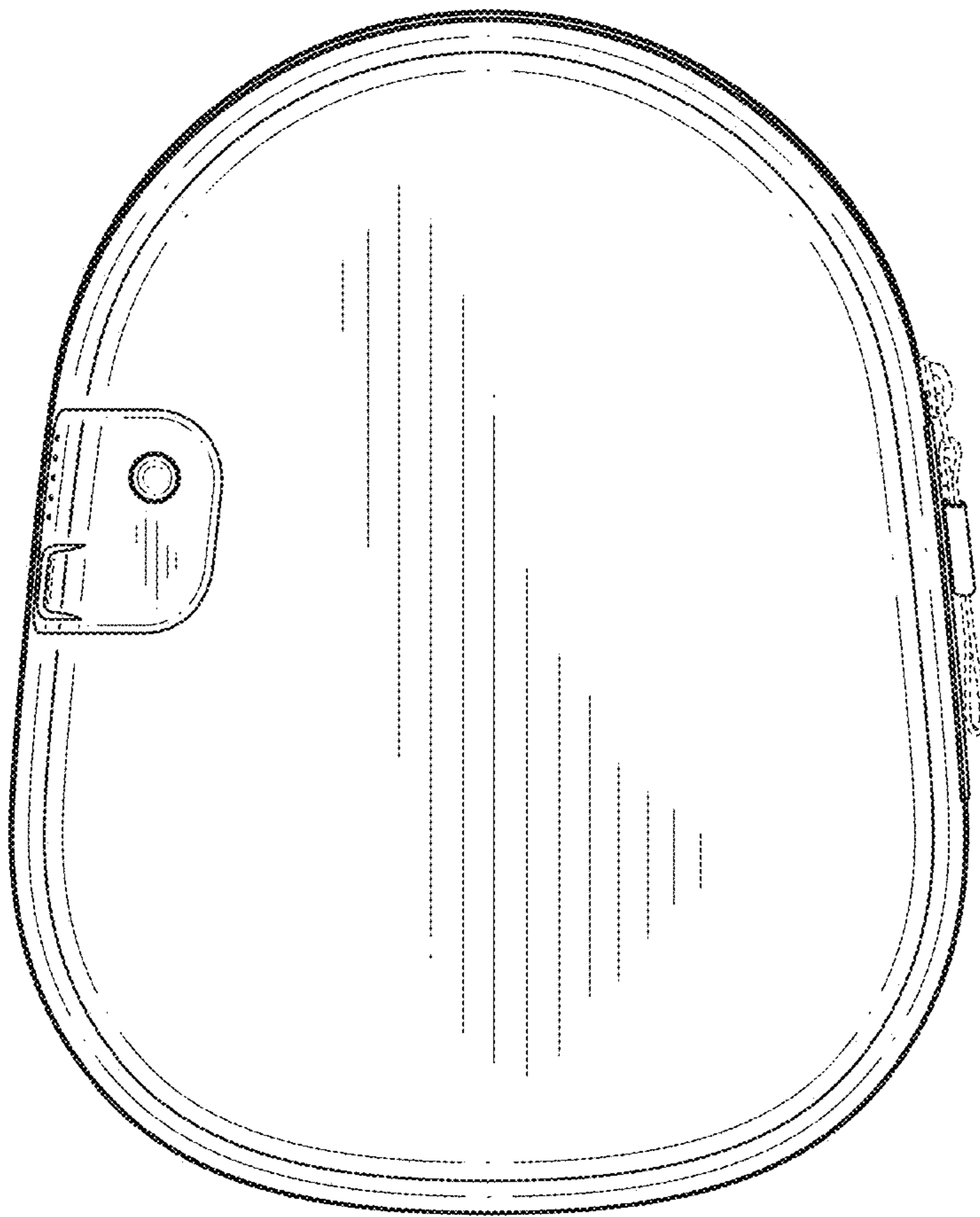


FIG. 4

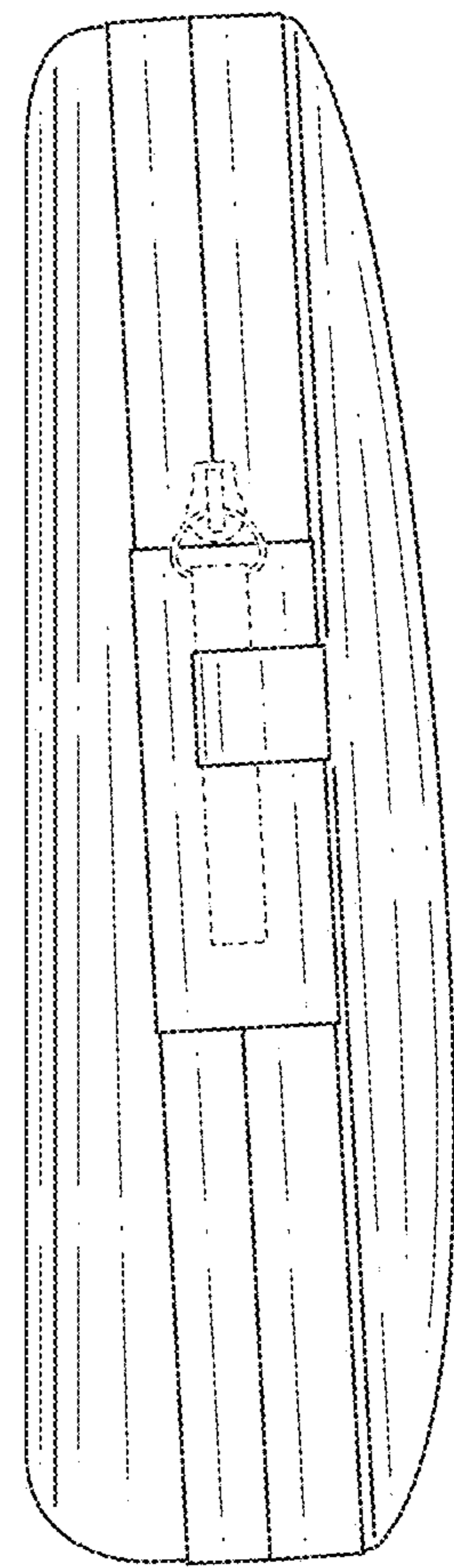


FIG. 5

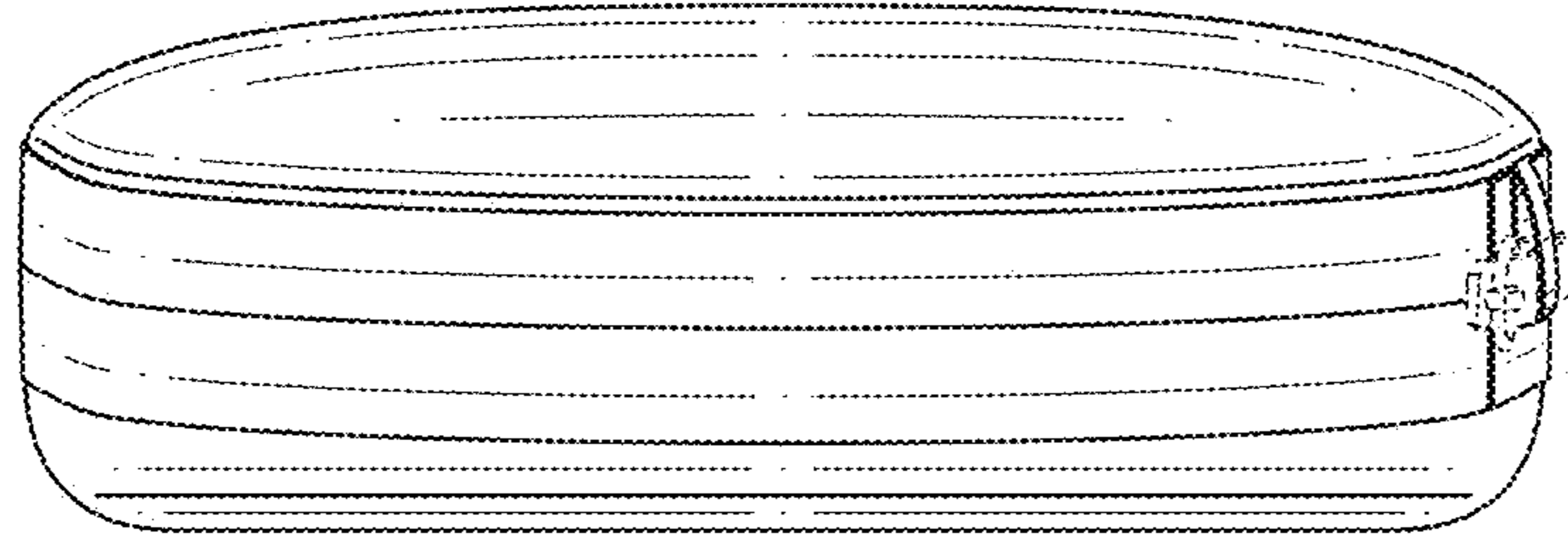


FIG. 6




FIG. 7