



US00D925436S

(12) **United States Design Patent** (10) **Patent No.:** **US D925,436 S**  
**Cagnina et al.** (45) **Date of Patent:** **\*\* Jul. 20, 2021**

- (54) **OVERHEAD STOWAGE BIN ASSEMBLY FOR AN INTERIOR CABIN OF A VEHICLE**
- (71) Applicant: **THE BOEING COMPANY**, Chicago, IL (US)
- (72) Inventors: **Franco Marino Cagnina**, Lynnwood, WA (US); **David Andrew Young**, Bellingham, WA (US)
- (73) Assignee: **THE BOEING COMPANY**, Chicago, IL (US)
- (\*\*) Term: **15 Years**
- (21) Appl. No.: **29/694,957**
- (22) Filed: **Jun. 14, 2019**
- (51) **LOC (13) Cl.** ..... **12-16**
- (52) **U.S. Cl.**  
USPC ..... **D12/418**
- (58) **Field of Classification Search**  
USPC ..... D6/513, 514, 553, 556, 559, 611  
CPC ... B64D 11/04; B64D 13/08; B60R 2011/005; B60R 11/02  
See application file for complete search history.

- 7,284,780 B1 \* 10/2007 Munger ..... B60R 7/05 296/37.8
- 7,379,125 B2 \* 5/2008 Chang ..... B60R 11/0235 348/837
- D613,234 S \* 4/2010 Tirey ..... D12/418
- D680,944 S \* 4/2013 Aruga ..... D12/418
- D724,003 S \* 3/2015 Fonseca ..... D12/418
- D902,837 S \* 11/2020 Robinson ..... D12/418

\* cited by examiner

*Primary Examiner* — Katrina A Betton

(74) *Attorney, Agent, or Firm* — Philip S. Hof

(57) **CLAIM**

The ornamental design for an overhead stowage bin assembly for an interior cabin of a vehicle, as shown and described.

**DESCRIPTION**

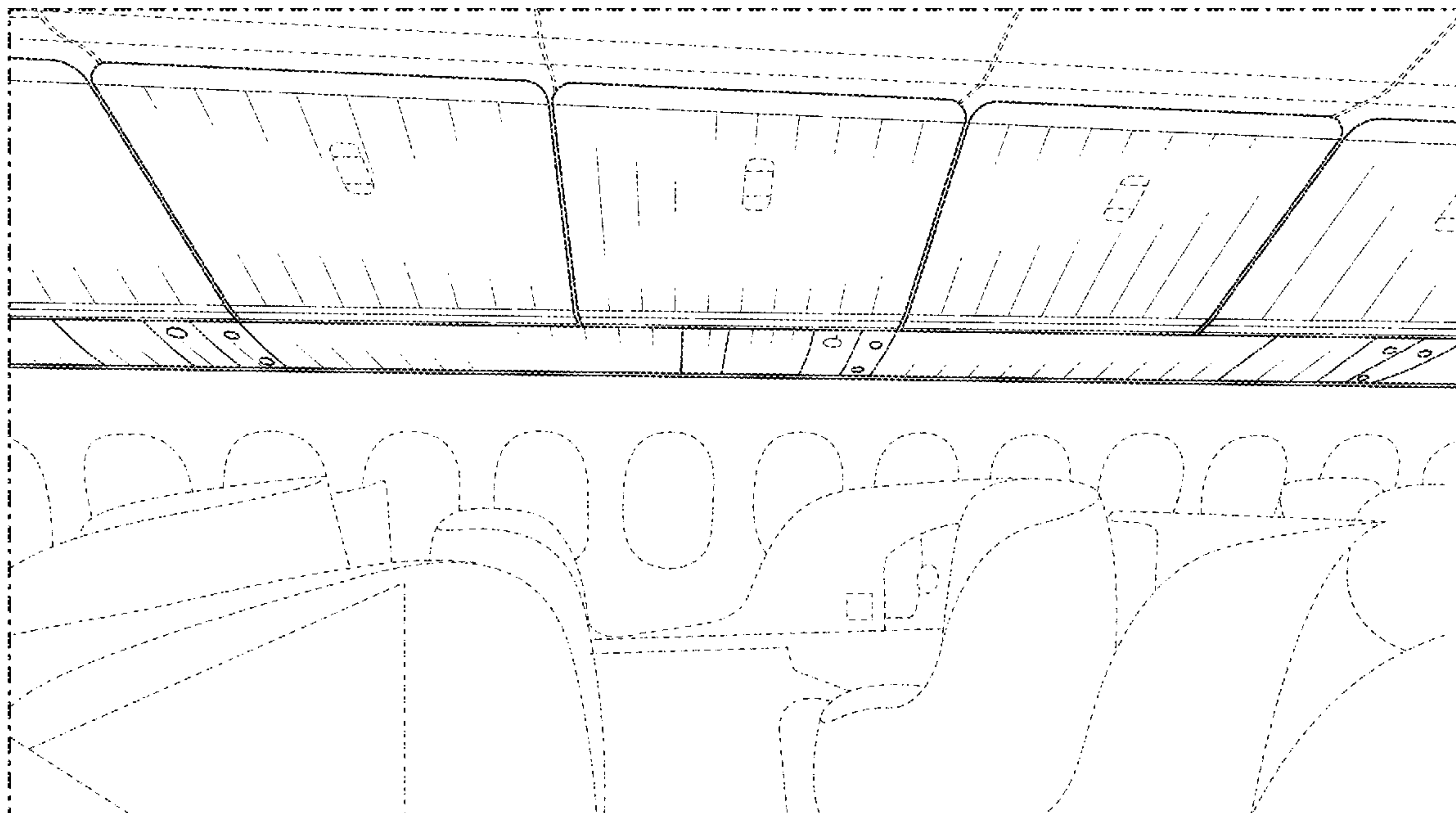
FIG. 1 is a perspective view of an overhead stowage bin assembly for an interior cabin of a vehicle, showing our new design; and, FIG. 2 is a right side view of an overhead stowage bin assembly for an interior cabin of a vehicle.

The perspective view of the overhead stowage bin assembly in FIG. 1 is taken from the perspective of an observer located below and to the right of the overhead stowage bin assembly. The overhead stowage bin assembly is symmetric such that the left side view of the overhead stowage bin assembly is a mirror image of the right side view shown in FIG. 2.

The broken lines with dash-dash pattern illustrate portions of the interior cabin of the vehicle that are environmental structure and form no part of the claimed design. The broken lines with dot-dash-dot pattern represent boundaries and form no part of the claimed design.

**1 Claim, 2 Drawing Sheets**

- (56) **References Cited**  
U.S. PATENT DOCUMENTS
- 3,773,378 A \* 11/1973 Lewis ..... B60R 7/04 296/37.7
- 4,079,987 A \* 3/1978 Bumgardener ..... B60R 11/02 224/311
- 4,241,870 A \* 12/1980 Marcus ..... B60R 7/04 296/37.7
- D282,251 S \* 1/1986 Isham ..... D12/195
- 4,867,498 A \* 9/1989 Delphia ..... B60R 7/04 296/37.7



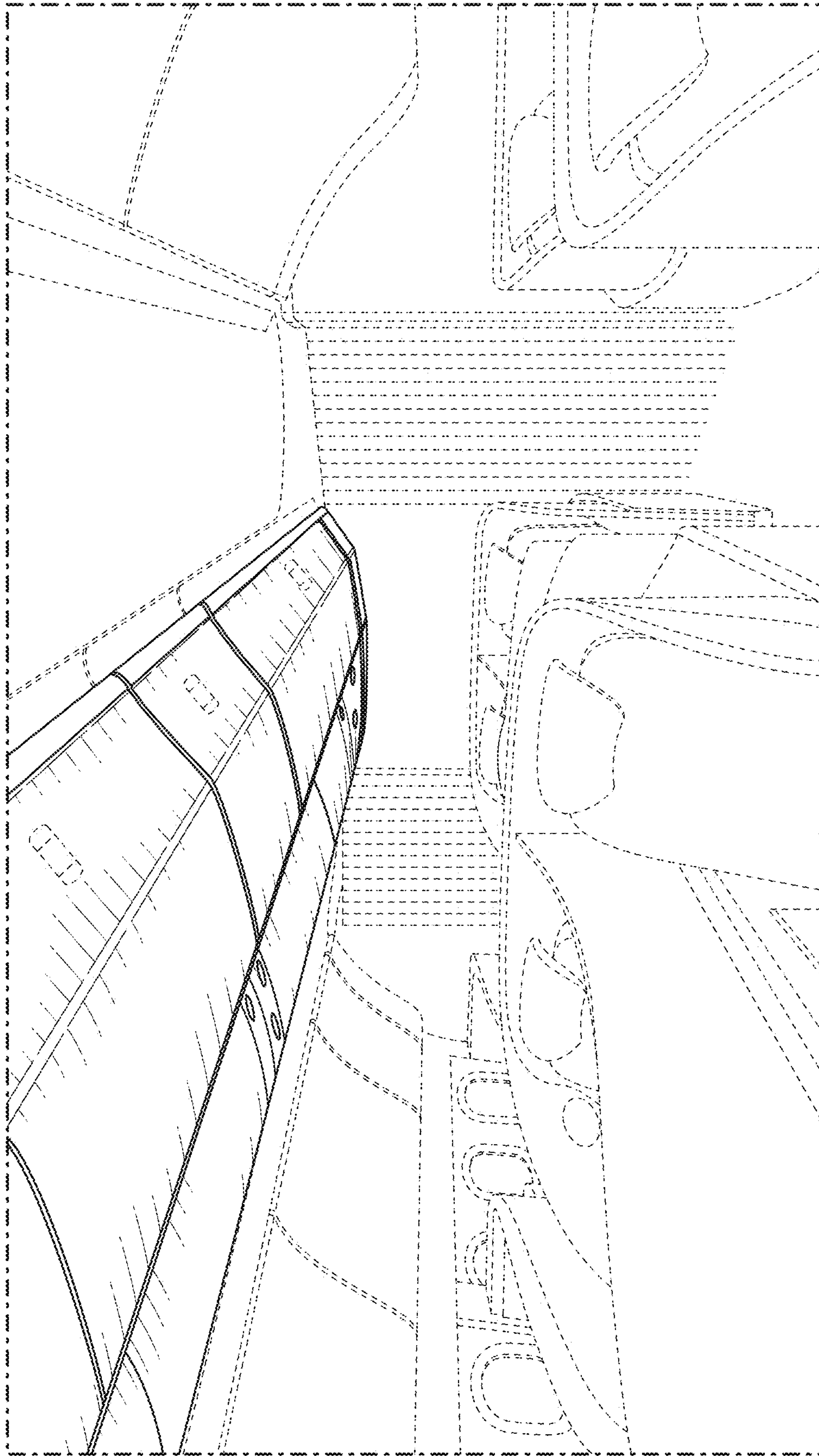


FIG. 1






FIG. 2