



US00D925427S

(12) **United States Design Patent**
Ma

(10) **Patent No.:** **US D925,427 S**

(45) **Date of Patent:** **** Jul. 20, 2021**

(54) **VEHICLE WHEEL**

(71) Applicant: **CITIC Dicastal Co., Ltd.**,
Qinhuangdao (CN)

(72) Inventor: **Liang Ma**, Qinhuangdao (CN)

(73) Assignee: **CITIC Dicastal Co., Ltd.**,
Qinhuangdao (CN)

(**) Term: **15 Years**

(21) Appl. No.: **29/710,195**

(22) Filed: **Oct. 21, 2019**

(30) **Foreign Application Priority Data**

Jun. 17, 2019 (CN) 201930311917.7

(51) **LOC (13) Cl.** **12-16**

(52) **U.S. Cl.**
USPC **D12/209**

(58) **Field of Classification Search**

USPC D12/204–213; D21/563
CPC B60B 7/00; B60B 7/02; B60B 7/04; B60B
7/01; B60B 7/06; B60B 3/02; B60B 3/04;
B60B 3/06; B60B 3/10; B60B 1/00;
B60B 1/08; B60B 1/10; B60B 1/12

See application file for complete search history.

(56) **References Cited**

U.S. PATENT DOCUMENTS

D408,774 S *	4/1999	Nishida	D12/209
D410,614 S *	6/1999	Fitzgerald	D12/209
D423,441 S *	4/2000	Bildhaeuser	D12/209
D432,970 S *	10/2000	Pfeiffer	D12/209
D460,728 S *	7/2002	Clarke	D12/209
D462,309 S *	9/2002	Hieke	D12/211
D480,672 S *	10/2003	Pfeiffer	D12/209
D491,123 S *	6/2004	Lai	D12/209
D493,400 S *	7/2004	Pfeiffer	D12/209

D503,916 S *	4/2005	Clarke	D12/209
D504,650 S *	5/2005	Ishiwata	D12/209
D515,996 S *	2/2006	Baumgartner	D12/209
D516,484 S *	3/2006	Koch	D12/209
D568,224 S *	5/2008	Szavits	D12/209
D576,533 S *	9/2008	Gallert	D12/209
D609,156 S *	2/2010	Rider	D12/211
D617,245 S *	6/2010	Gallert	D12/209
D621,768 S *	8/2010	Juergens	D12/209
D639,220 S *	6/2011	Zhao	D12/209
D658,103 S *	4/2012	Choe	D12/209
D671,878 S *	12/2012	Telaak	D12/209
D677,208 S *	3/2013	Gotschke	D12/209
D688,183 S *	8/2013	Gotschke	D12/209
D712,329 S *	9/2014	Borkert	D12/209
D735,103 S *	7/2015	Lemke	D12/209
D761,710 S *	7/2016	Gallert	D12/209
D762,542 S *	8/2016	Chinavare	D12/209
9,457,617 B2 *	10/2016	Mikura	B60B 1/08
D772,130 S *	11/2016	Buck	D12/209
D784,236 S *	4/2017	Platto	D12/211
D823,773 S *	7/2018	Valencia Pollex	D12/209
D896,151 S *	9/2020	Piscitelli	D12/209
D897,923 S *	10/2020	Piscitelli	D12/209
D899,339 S *	10/2020	Prossler	D12/209
D906,928 S *	1/2021	Ma	D12/209

* cited by examiner

Primary Examiner — Stacia A Cadmus

(74) *Attorney, Agent, or Firm* — IPro, PLLC



(57) **CLAIM**

The ornamental design for a vehicle wheel, as shown and described.

DESCRIPTION

FIG. 1 is a front view of a vehicle wheel.
FIG. 2 is a perspective view of the vehicle wheel; and,
FIG. 3 is a left side view of the vehicle wheel.
In the drawings the broken lines depict portions of the wheel that form no part of the claimed design.

1 Claim, 3 Drawing Sheets






FIG. 1




FIG. 2




FIG. 3