



US00D925424S

(12) **United States Design Patent** (10) **Patent No.:** **US D925,424 S**
Kozub (45) **Date of Patent:** **** Jul. 20, 2021**

(54) **VEHICLE ENDGATE**
(71) Applicant: **GM GLOBAL TECHNOLOGY OPERATIONS LLC**, Detroit, MI (US)
(72) Inventor: **Timothy P. Kozub**, Troy, MI (US)
(73) Assignee: **GM GLOBAL TECHNOLOGY OPERATIONS LLC**, Detroit, MI (US)
(**) Term: **15 Years**
(21) Appl. No.: **29/673,990**
(22) Filed: **Dec. 19, 2018**

D723,428 S * 3/2015 Sperling D12/98
9,067,525 B1 * 6/2015 Ninov B60P 1/43
D739,306 S * 9/2015 McMahan D12/98
D742,790 S * 11/2015 Noguchi D12/98
D745,933 S * 12/2015 Mayson D21/421
D748,014 S * 1/2016 Ino D12/98
D750,002 S * 2/2016 Sato D12/196
D755,083 S * 5/2016 Gillam D12/98
D758,271 S * 6/2016 McMahan D12/196
D802,481 S * 11/2017 Zhang D12/91
D805,438 S * 12/2017 Scott D12/98
D807,268 S * 1/2018 Dunshee D12/196

(Continued)

Related U.S. Application Data

(63) Continuation of application No. 29/609,077, filed on Jun. 28, 2017, now Pat. No. Des. 840,306.
(51) **LOC (13) Cl.** **12-16**
(52) **U.S. Cl.**
USPC **D12/196**
(58) **Field of Classification Search**
USPC D12/88, 89, 90, 91, 92, 98, 163, 164, D12/169, 171, 173, 196, 400; D21/424, D21/433, 434; 296/181.1, 181.2, 181.5; 293/102, 113, 115
CPC B60R 13/04; B62D 25/02; B62D 25/08; B62D 33/0273; B62D 33/03; B62D 33/037; B62D 25/00
See application file for complete search history.

References Cited

U.S. PATENT DOCUMENTS

D328,317 S * 7/1992 Harrod D21/433
6,874,839 B2 * 4/2005 Acker B62D 33/0273
296/51
D556,110 S 11/2007 Schiavone et al.
8,672,371 B1 * 3/2014 Russell B60R 19/48
293/102
D709,419 S * 7/2014 Watkins D12/190

OTHER PUBLICATIONS

Petition for Post Grant Review of Design U.S. Pat. No. D. 840,306, Petition filed Oct. 17, 2019, *LKQ Corporation and Keystone Automotive Industries, Inc., Petitioners, v. GM Global Technology Operations LLC*, Patent Owner, PGR2020-00004 Including Exhibits 1001-1020.

Primary Examiner — Ian Simmons
Assistant Examiner — Yolanda Robinson


CLAIM

The ornamental design for a vehicle endgate, as shown and described.

DESCRIPTION

FIG. 1 is a front and left perspective view of a vehicle endgate showing our new design; FIG. 2 is a left end elevation view thereof; FIG. 3 is a front elevation view thereof; FIG. 4 is a top view thereof; and, FIG. 5 is a bottom view thereof. The right end elevation of the vehicle endgate is a mirror image to the left end elevation view of FIG. 2. The broken lines and low-contrast “ghost” effect shown in the drawings depict portions of the vehicle endgate that form no part of the claimed design.

1 Claim, 3 Drawing Sheets



(56)

References Cited

U.S. PATENT DOCUMENTS

D810,626 S *	2/2018	Macey	D12/91	D819,505 S	6/2018	McMahan et al.
D813,731 S	3/2018	McMahan		D819,519 S	6/2018	Whitla et al.
D813,732 S	3/2018	Whitla et al.		D821,617 S	6/2018	Perkins
D813,733 S	3/2018	Lee		D822,550 S	7/2018	Wassell et al.
D813,734 S	3/2018	Nakamura		D822,551 S	7/2018	McMahan et al.
D813,740 S	3/2018	Park		D823,188 S	7/2018	Loeb
D813,741 S	3/2018	Perkins		D823,738 S	7/2018	Kim
D813,742 S	3/2018	McMahan et al.		D823,741 S	7/2018	Kim
D813,743 S	3/2018	Lee		D823,762 S	7/2018	Loeb
D813,744 S	3/2018	Whitla et al.		D823,763 S	7/2018	Koo et al.
D813,748 S	3/2018	Kim		D824,811 S	8/2018	Mainville
D813,753 S	3/2018	Loeb		D824,812 S	8/2018	Loeb
D813,754 S	3/2018	Loeb		D824,824 S	8/2018	Kim
D813,755 S	3/2018	Loeb		D824,825 S	8/2018	Loeb
D813,756 S	3/2018	Loeb		D825,083 S	8/2018	Perkins
D813,757 S	3/2018	Kozub		D825,388 S	8/2018	Karras et al.
D813,758 S	3/2018	Gonzales		D825,403 S	8/2018	Whitla et al.
D813,759 S	3/2018	Perkins		D826,114 S	8/2018	Smith et al.
D814,369 S	4/2018	Loeb		D826,435 S	8/2018	Kim
D814,982 S	4/2018	Whitla et al.		D826,803 S	8/2018	Smith et al.
D814,983 S	4/2018	Whitla et al.		D827,506 S	9/2018	McMahan et al.
D815,570 S	4/2018	McMahan et al.		D827,508 S	9/2018	Whitla et al.
D815,572 S	4/2018	Perkins		D827,510 S	9/2018	Kim
D815,573 S	4/2018	Whitla et al.		D827,527 S	9/2018	Loeb
D815,574 S	4/2018	Mainville		D828,246 S	9/2018	Loeb
D815,985 S	4/2018	Mueller		D828,261 S	9/2018	Moffett et al.
D815,993 S	4/2018	Kozub et al.		D828,935 S	9/2018	Hochmuth
D815,994 S	4/2018	Nakamura		D829,622 S	10/2018	Jacob
D816,003 S	4/2018	Perkins		D830,241 S	10/2018	Kozub
D816,558 S	5/2018	McMahan et al.		D830,242 S	10/2018	Zipfel
D816,559 S	5/2018	McMahan et al.		D830,252 S	10/2018	Swanseger
D816,561 S	5/2018	McMahan		D830,258 S	10/2018	McMahan et al.
D816,562 S	5/2018	Whitla et al.		D830,261 S	10/2018	Jacob
D816,563 S	5/2018	McMahan et al.		D830,589 S	10/2018	Henriques
D816,564 S	5/2018	Kim		D832,752 S	11/2018	Lee
D816,565 S	5/2018	Kim		D835,003 S	12/2018	Thompson et al.
D816,566 S	5/2018	Loeb		D835,012 S	12/2018	Smith et al.
D817,241 S *	5/2018	Warden	D12/196	D836,032 S *	12/2018	Ninov
D817,836 S	5/2018	McMahan et al.		D836,033 S *	12/2018	Ninov
D818,156 S	5/2018	Kim et al.		D836,035 S *	12/2018	Scott
D818,157 S	5/2018	Zipfel et al.		2004/0202000 A1 *	10/2004	Nagase
D818,158 S	5/2018	Zipfel et al.				B60Q 1/2661
D818,159 S	5/2018	Zipfel et al.				362/485
D818,160 S	5/2018	Perkins		2010/0007169 A1 *	1/2010	Nguyen
D818,406 S	5/2018	McMahan et al.				B60J 11/06
D818,876 S	5/2018	Whitla et al.				296/136.07
D818,877 S	5/2018	Nakamura et al.		2012/0153672 A1 *	6/2012	Ackermann
D818,878 S	5/2018	McMahan et al.				B61D 17/08
D818,892 S	5/2018	Lee				296/191
D818,893 S	5/2018	Kim		2013/0175818 A1 *	7/2013	Bates
D818,903 S	5/2018	Zipfel et al.				B62D 33/04
D818,906 S	5/2018	McMahan				296/10
D818,907 S	5/2018	Whitla et al.		2016/0176359 A1 *	6/2016	Sadri
D818,915 S	5/2018	Kozub et al.				B60R 13/005
D818,922 S	5/2018	Whitla et al.				296/191
				2018/0001820 A1 *	1/2018	Higgins
						B62D 33/0273
				2018/0072241 A1 *	3/2018	Loew
						B60R 11/06
				2018/0119474 A1 *	5/2018	Singh
						E05F 15/53
				2018/0266161 A1 *	9/2018	Jergess
						B62D 33/0273
				2018/0346039 A1 *	12/2018	Marchlewski
						B62D 33/0273
				2018/0362097 A1 *	12/2018	Gray
						B62D 33/0273
				2019/0061836 A1 *	2/2019	Singer
						B62D 33/0273

* cited by examiner




FIG. 1

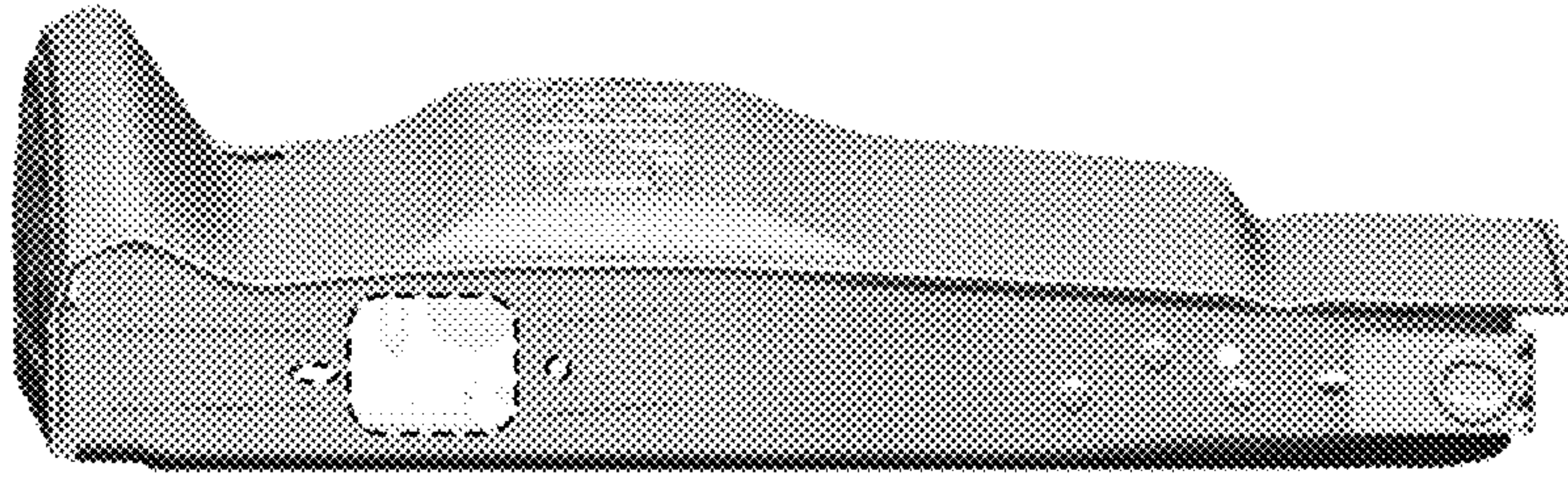


FIG. 2



FIG. 3




FIG. 4




FIG. 5