



US00D925367S

(12) **United States Design Patent**  
**Sanghavi**

(10) **Patent No.:** **US D925,367 S**  
(45) **Date of Patent:** **\*\* Jul. 20, 2021**

(54) **BOTTLE**  
(71) Applicant: **Pramit Sanghavi**, New Delhi (IN)  
(72) Inventor: **Pramit Sanghavi**, New Delhi (IN)  
(\*\*) Term: **15 Years**

D807,190 S \* 1/2018 Kuzma ..... D9/560  
D829,559 S \* 10/2018 Binbuga ..... D9/560  
D832,109 S \* 10/2018 Clelland ..... D9/542  
D846,399 S \* 4/2019 Hockenbury ..... D9/560  
(Continued)

(21) Appl. No.: **29/658,101**  
(22) Filed: **Jul. 27, 2018**

**FOREIGN PATENT DOCUMENTS**

CA 187245 \* 5/2020  
CA 187272 \* 1/2021  
(Continued)

(30) **Foreign Application Priority Data**

Mar. 20, 2018 (IN) ..... 303793

(51) **LOC (13) Cl.** ..... **09-01**

(52) **U.S. Cl.**  
USPC ..... **D9/542**

(58) **Field of Classification Search**  
USPC ..... D9/516, 520, 544, 546, 551, 559, 560,  
D9/563, 564, 570, 572, 573, 574, 575,  
D9/715, 719, 530, 542, 543  
CPC .... B65D 1/0223; B65D 1/0246; B65D 13/02;  
B65D 23/00  
See application file for complete search history.

**OTHER PUBLICATIONS**

Examination report dated Apr. 20, 2018 for Indian design application No. 303793.

*Primary Examiner* — W. A. Teddy Falloway  
(74) *Attorney, Agent, or Firm* — Hunton Andrews Kurth LLP

(57) **CLAIM**

The ornamental design for the bottle, as shown and described.

(56) **References Cited**

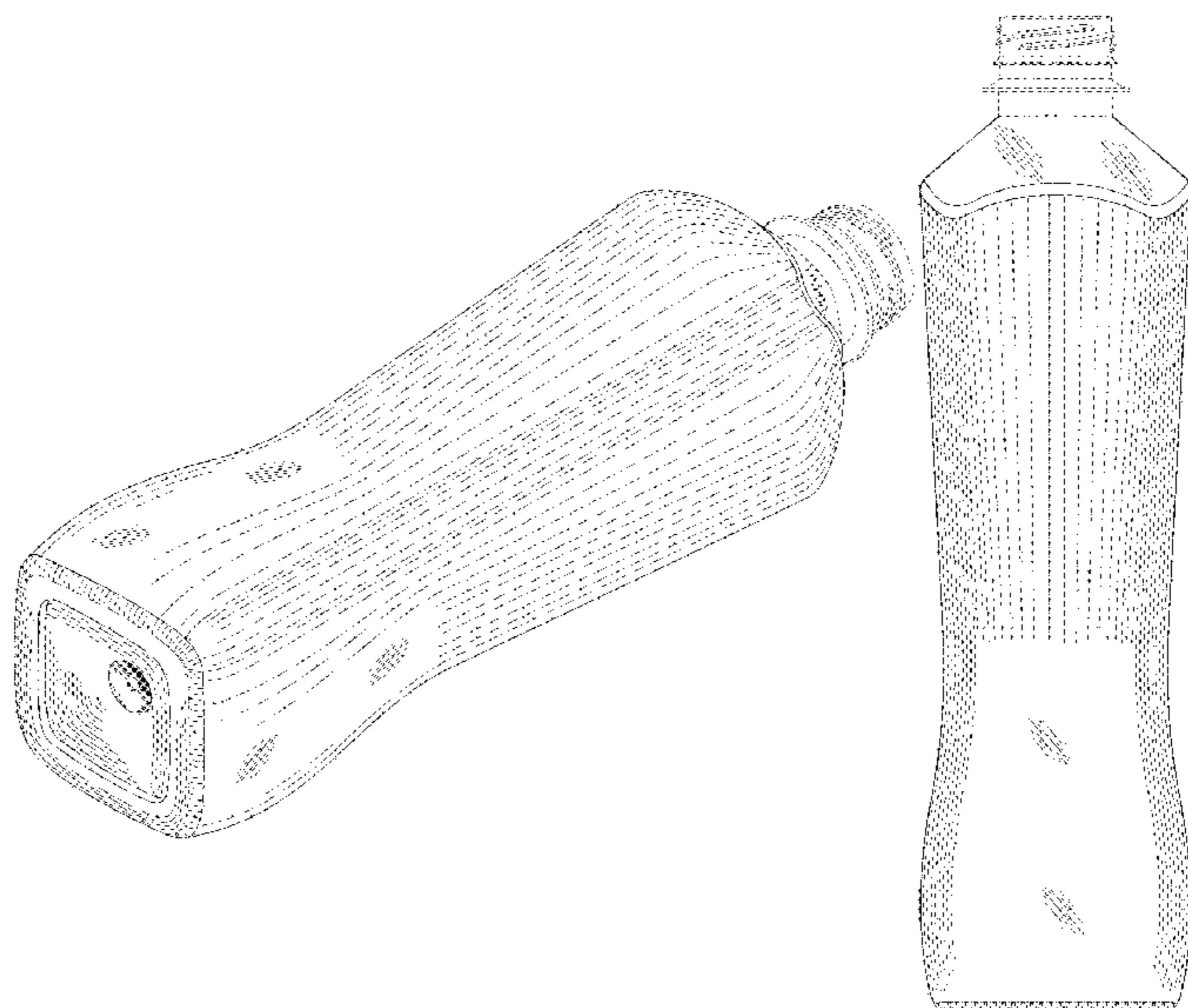
**U.S. PATENT DOCUMENTS**

D505,079 S \* 5/2005 Mulder ..... D9/542  
D592,516 S \* 5/2009 Cummings ..... D9/530  
D595,587 S \* 7/2009 Hadden ..... D9/542  
D596,949 S \* 7/2009 Flude ..... D9/560  
D632,967 S \* 2/2011 Hughes ..... D9/542  
D632,968 S \* 2/2011 Hughes ..... D9/542  
D660,703 S \* 5/2012 Barsoumian ..... D9/500  
D670,562 S \* 11/2012 Lembke ..... D9/516  
D686,081 S \* 7/2013 Colangelo ..... D9/542  
D694,626 S \* 12/2013 Barsoumian ..... D9/500  
D739,759 S \* 9/2015 Warner ..... D9/560  
D752,443 S \* 3/2016 Schlies ..... D9/530  
D752,444 S \* 3/2016 Schlies ..... D9/530  
D762,480 S \* 8/2016 Yourist ..... D9/542  
D779,335 S \* 2/2017 Chia ..... D9/560

**DESCRIPTION**

FIG. 1 is a perspective view of a bottle showing my new design;  
FIG. 2 is a front side view of the bottle of FIG. 1;  
FIG. 3 is a left side view of the bottle of FIG. 1;  
FIG. 4 is a right side view of the bottle of FIG. 1;  
FIG. 5 is a top view of the bottle of FIG. 1;  
FIG. 6 is a bottom view of the bottle of FIG. 1;  
FIG. 7 is another left side view of the bottle of FIG. 1; and,  
FIG. 8 is another right side view of the bottle of FIG. 1.  
The broken lines in the drawings illustrate the portions of the bottle that form no part of the claimed design. In addition, the portions of the bottle that are not shown in the drawing do not form any part of the claimed design.

**1 Claim, 8 Drawing Sheets**



(56)

**References Cited**

U.S. PATENT DOCUMENTS

D868,583 S \* 12/2019 Palmer ..... D9/516  
D886,615 S \* 6/2020 Van Skaik ..... D9/516  
D886,616 S \* 6/2020 Van Skaik ..... D9/516  
D891,868 S \* 8/2020 Karl, IV ..... D7/523  
D893,302 S \* 8/2020 Van Skaik ..... D9/516

FOREIGN PATENT DOCUMENTS

EM 006262325-0002 \* 2/2019  
EM 006262325-0006 \* 2/2019

\* cited by examiner

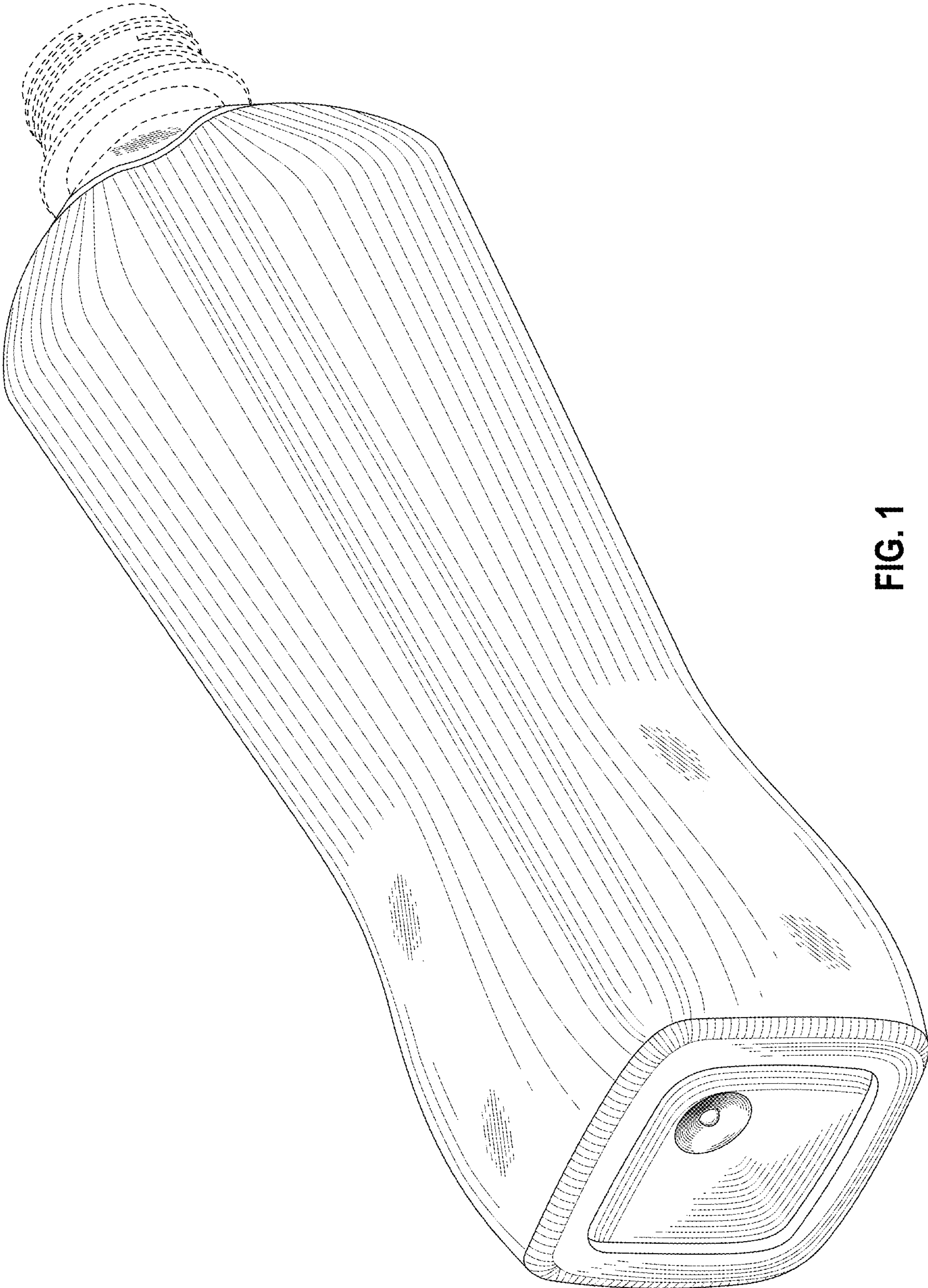


FIG. 1




FIG. 2




FIG. 3




FIG. 4

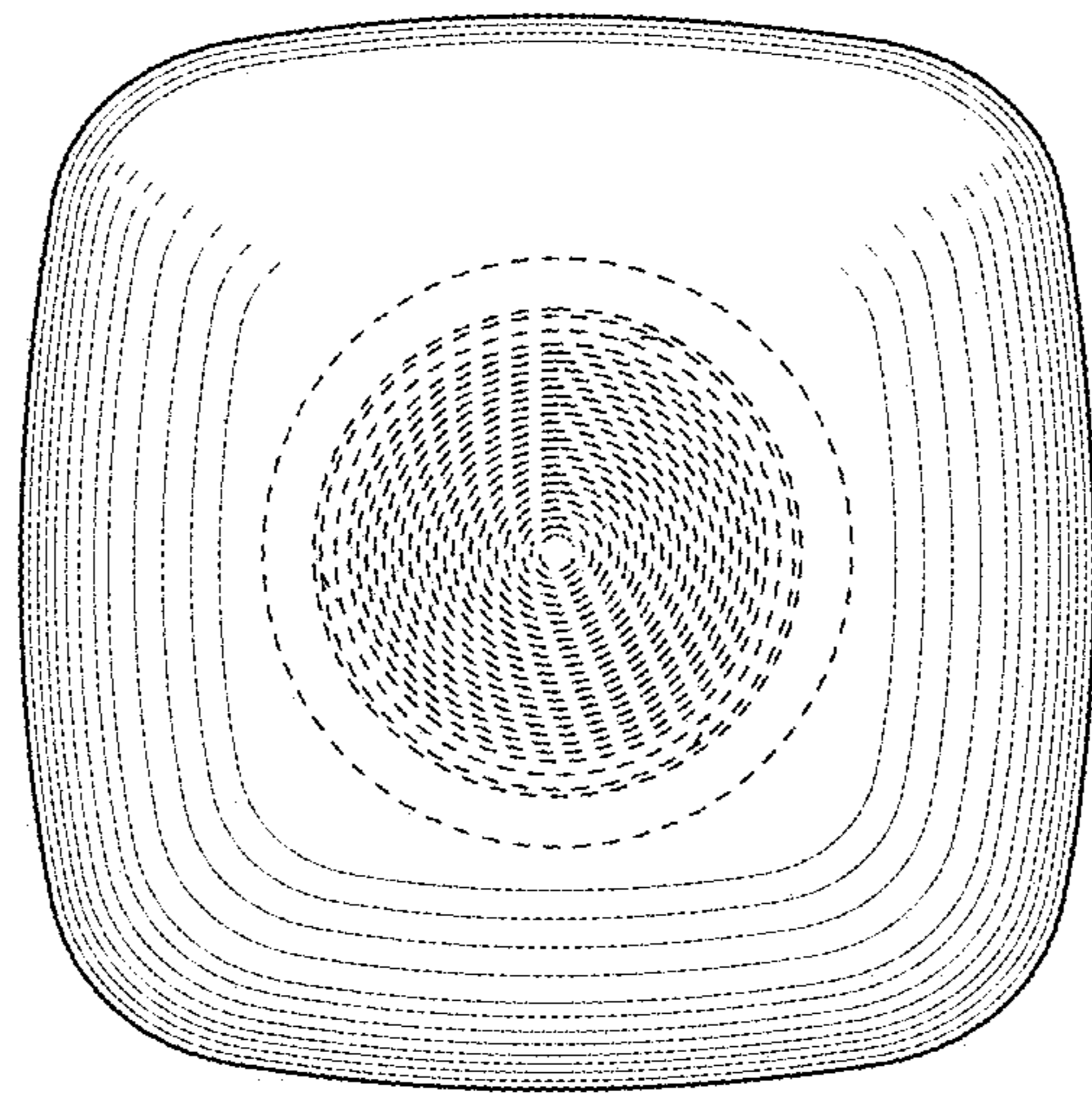


FIG. 5

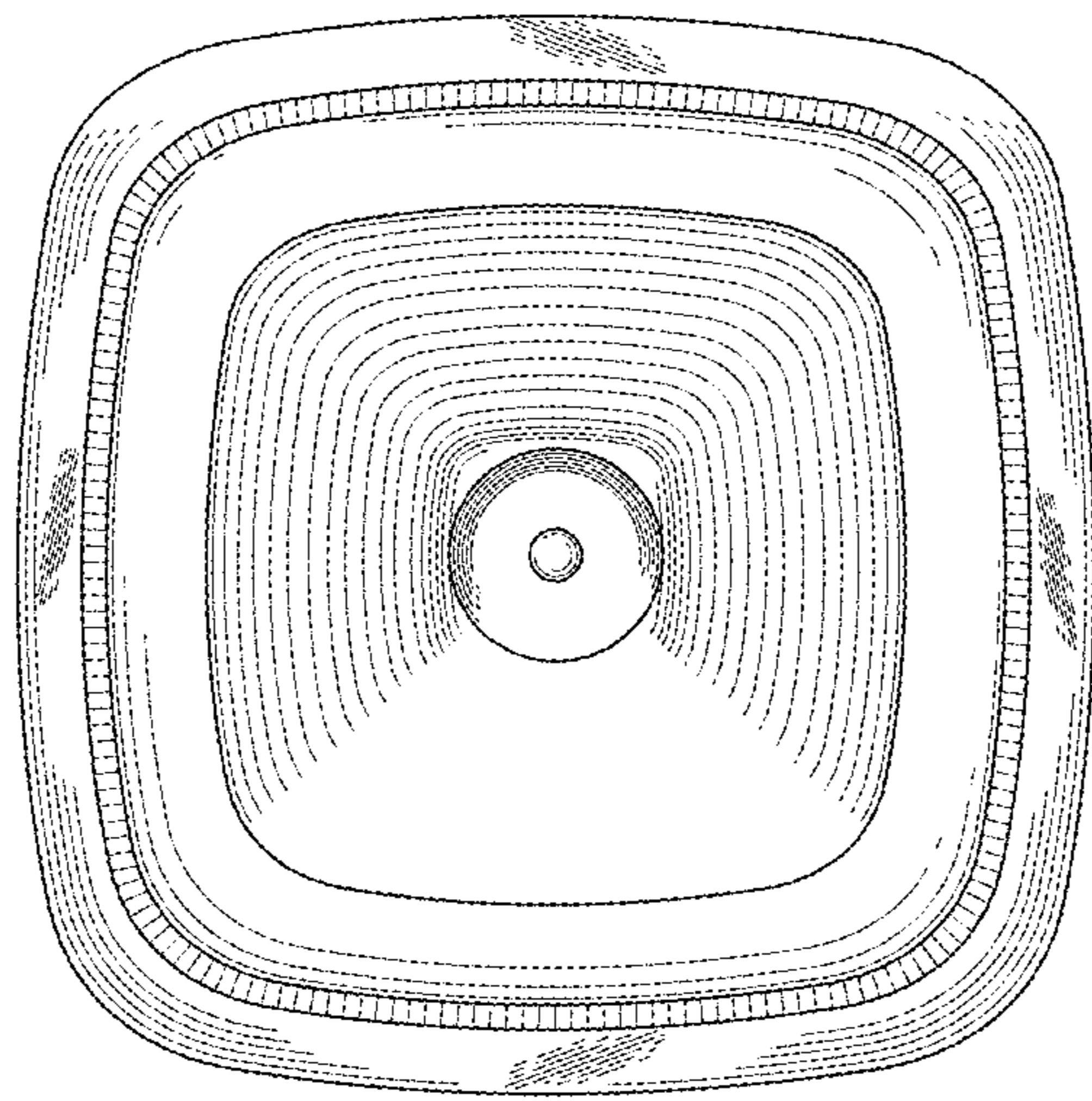


FIG. 6






FIG. 7




FIG. 8