



US00D925355S

(12) **United States Design Patent** (10) **Patent No.:** **US D925,355 S**
Kumar et al. (45) **Date of Patent:** **** Jul. 20, 2021**

(54) **CARTON FOR INFUSION BAGS**

(74) *Attorney, Agent, or Firm* — Blank Rome LLP

(71) Applicant: **Sun Pharmaceutical Industries Limited**, Maharashtra (IN)

(57) **CLAIM**

The ornamental design for a carton for infusion bags, as shown and described.

(72) Inventors: **Samarth Kumar**, Baroda (IN); **Prashant Kane**, Baroda (IN); **Mark Hagler**, Princeton, NJ (US); **Kartik Nagar**, Baroda (IN); **Sapna Fadnis**, Baroda (IN); **Raman Lad**, Baroda (IN); **Subhas Balaram Bhowmick**, Baroda (IN)

DESCRIPTION

The patent or application file contains at least one drawing executed in color. Copies of this patent or patent application publication with color drawing will be provided by the Office upon request and payment of the necessary fee.

(73) Assignee: **SUN PHARMACEUTICAL INDUSTRIES LIMITED**, Maharashtra (IN)

FIG. 1 is a top perspective view of a carton for infusion bags, showing our new design;

(**) Term: **15 Years**

FIG. 2 is a bottom perspective view of the carton of FIG. 1.

(21) Appl. No.: **29/679,411**

FIG. 3 is a right side view of the carton of FIG. 1.

(22) Filed: **Feb. 5, 2019**

FIG. 4 is a front view of the carton of FIG. 1.

(51) **LOC (13) Cl.** **09-03**

FIG. 5 is a left side view of the carton of FIG. 1.

(52) **U.S. Cl.**

FIG. 6 is a back view of the carton of FIG. 1.

USPC **D9/432**

FIG. 7 is a top view of the carton of FIG. 1.

(58) **Field of Classification Search**

FIG. 8 is a bottom view of the carton of FIG. 1.

USPC D2/853, 857, 508; D5/30; D7/387, 388, D7/389, 396.4; D9/414, 415, 416, 418, (Continued)

FIG. 9 is a top perspective view of a carton for infusion bags, showing our new design;

(56) **References Cited**

FIG. 10 is a bottom perspective view of the carton of FIG. 9.

U.S. PATENT DOCUMENTS

FIG. 11 is a right side view of the carton of FIG. 9.

D588,200 S * 3/2009 Langan D20/27

FIG. 12 is a front view of the carton of FIG. 9.

D593,613 S * 6/2009 Langan D20/27

FIG. 13 is a left side view of the carton of FIG. 9.

(Continued)

FIG. 14 is a back view of the carton of FIG. 9.

OTHER PUBLICATIONS

Infugem: Site Visited Jan. 5, 2021 [online]. Available from Internet URL: <http://www.infugem.com/resources/>.*

FIG. 15 is a top view of the carton of FIG. 9.

Primary Examiner — Catherine S Posthauer

FIG. 16 is a bottom view of the carton of FIG. 9.

(Continued)

FIG. 17 is a top perspective view of a carton for infusion bags, showing our new design;



FIG. 26 is a bottom perspective view of the carton of FIG. 25.
 FIG. 27 is a right side view of the carton of FIG. 25.
 FIG. 28 is a front view of the carton of FIG. 25.
 FIG. 29 is a left side view of the carton of FIG. 25.
 FIG. 30 is a back view of the carton of FIG. 25.
 FIG. 31 is a top view of the carton of FIG. 25.
 FIG. 32 is a bottom view of the carton of FIG. 25.
 FIG. 33 is a top perspective view of a carton for infusion bags, showing our new design;
 FIG. 34 is a bottom perspective view of the carton of FIG. 33.
 FIG. 35 is a right side view of the carton of FIG. 33.
 FIG. 36 is a front view of the carton of FIG. 33.
 FIG. 37 is a left side view of the carton of FIG. 33.
 FIG. 38 is a back view of the carton of FIG. 33.
 FIG. 39 is a top view of the carton of FIG. 33.
 FIG. 40 is a bottom view of the carton of FIG. 33.
 FIG. 41 is a top perspective view of a carton for infusion bags, showing our new design;
 FIG. 42 is a bottom perspective view of the carton of FIG. 41.
 FIG. 43 is a right side view of the carton of FIG. 41.
 FIG. 44 is a front view of the carton of FIG. 41.
 FIG. 45 is a left side view of the carton of FIG. 41.
 FIG. 46 is a back view of the carton of FIG. 41.
 FIG. 47 is a top view of the carton of FIG. 41.
 FIG. 48 is a bottom view of the carton of FIG. 41.
 FIG. 49 is a top perspective view of a carton for infusion bags, showing our new design;
 FIG. 50 is a bottom perspective view of the carton of FIG. 49.
 FIG. 51 is a right side view of the carton of FIG. 49.
 FIG. 52 is a front view of the carton of FIG. 49.
 FIG. 53 is a left side view of the carton of FIG. 49.
 FIG. 54 is a back view of the carton of FIG. 49.
 FIG. 55 is a top view of the carton of FIG. 49.
 FIG. 56 is a bottom view of the carton of FIG. 49.
 FIG. 57 is a top perspective view of a carton for infusion bags, showing our new design;
 FIG. 58 is a bottom perspective view of the carton of FIG. 57.
 FIG. 59 is a right side view of the carton of FIG. 57.
 FIG. 60 is a front view of the carton of FIG. 57.
 FIG. 61 is a left side view of the carton of FIG. 57.
 FIG. 62 is a back view of the carton of FIG. 57.
 FIG. 63 is a top view of the carton of FIG. 57.
 FIG. 64 is a bottom view of the carton of FIG. 57.
 FIG. 65 is a top perspective view of a carton for infusion bags, showing our new design;
 FIG. 66 is a bottom perspective view of the carton of FIG. 65.
 FIG. 67 is a right side view of the carton of FIG. 65.
 FIG. 68 is a front view of the carton of FIG. 65.
 FIG. 69 is a left side view of the carton of FIG. 65.
 FIG. 70 is a back view of the carton of FIG. 65.
 FIG. 71 is a top view of the carton of FIG. 65.
 FIG. 72 is a bottom view of the carton of FIG. 65.
 FIG. 73 is a top perspective view of a carton for infusion bags, showing our new design;
 FIG. 74 is a bottom perspective view of the carton of FIG. 73.
 FIG. 75 is a right side view of the carton of FIG. 73.
 FIG. 76 is a front view of the carton of FIG. 73.
 FIG. 77 is a left side view of the carton of FIG. 73.

FIG. 78 is a back view of the carton of FIG. 73.
 FIG. 79 is a top view of the carton of FIG. 73; and,
 FIG. 80 is a bottom view of the carton of FIG. 73.
 The broken lines are shown for the purpose of illustrating parts of the article that form no part of the claimed design. The INFUGEM™ logo in the drawings, forming no part of the claimed design, is a registered trademark of Sun Pharmaceutical Industries Limited.

**1 Claim, 50 Drawing Sheets
 (50 of 50 Drawing Sheet(s) Filed in Color)**

(58) **Field of Classification Search**

USPC D9/419, 430, 432, 433, 434, 456, 457,
 D9/544, 545, 603, 623, 629, 643;
 D20/10, 11, 13, 19, 22, 27, 40; D24/100,
 D24/121, 224; D1/105, 199; D18/24,
 D18/25, 26, 27, 28, 29, 30, 31, 32
 CPC . B65D 5/00; B65D 5/001; B65D 5/02; B65D
 5/0015; B65D 5/0227-0254; B65D 5/18;
 B65D 5/20; B65D 5/38; B65D 5/40;
 B65D 5/2033; B65D 5/40024; B65D
 5/6605; B65D 1/22; B65D 1/24; B65D
 1/34; B63B 35/38; B63B 35/00; A23G
 3/50; A23G 3/563; A23G 9/503; A23G
 9/26; A23G 9/48

See application file for complete search history.

(56) **References Cited**

U.S. PATENT DOCUMENTS

D597,608	S	*	8/2009	Langan	D20/27
D602,534	S	*	10/2009	Langan	D20/27
D605,228	S	*	12/2009	Langan	D20/27
D605,229	S	*	12/2009	Langan	D20/27
D605,230	S	*	12/2009	Langan	D20/27
D607,941	S	*	1/2010	Langan	D20/27
D614,703	S	*	4/2010	Langan	D20/27
D621,879	S	*	8/2010	Langan	D20/27
D621,880	S	*	8/2010	Langan	D20/27
D622,321	S	*	8/2010	Smart	D20/27
D624,595	S	*	9/2010	Langan	D20/27
D634,367	S	*	3/2011	Langan	D20/27
D634,368	S	*	3/2011	Langan	D20/27
D634,369	S	*	3/2011	Langan	D20/27
D639,861	S	*	6/2011	Langan	D20/27
D639,862	S	*	6/2011	Langan	D20/27
D639,863	S	*	6/2011	Langan	D20/27
D643,470	S	*	8/2011	Langan	D20/27
D649,196	S	*	11/2011	Langan	D20/27
D710,687	S	*	8/2014	Katopo	B65D 5/42 D9/432
D726,005	S	*	4/2015	Lee	D9/432
D769,116	S	*	10/2016	Nam	D9/433
D824,254	S	*	7/2018	Post	D9/432
D864,715	S	*	10/2019	Hood	D9/434
D865,516	S	*	11/2019	Zhong	D9/432
D873,133	S	*	1/2020	Kim	D9/432
D881,003	S	*	4/2020	Hendricks	D9/432
D891,247	S	*	7/2020	Kim	D9/432
D897,196	S	*	9/2020	Lyle	D9/414
D902,710	S	*	11/2020	Hinkle	D9/433
D904,187	S	*	12/2020	Huggins	D9/434
D905,788	S	*	12/2020	Kumar	D20/27
2012/0043246	A1	*	2/2012	Kidwell	B65D 5/38 206/459.5
2017/0240332	A1	*	8/2017	Cortes	B65D 77/22
2019/0322410	A1	*	10/2019	Davis	B65D 5/48016
2020/0223582	A1	*	7/2020	Mabrey	B65D 5/4608

* cited by examiner

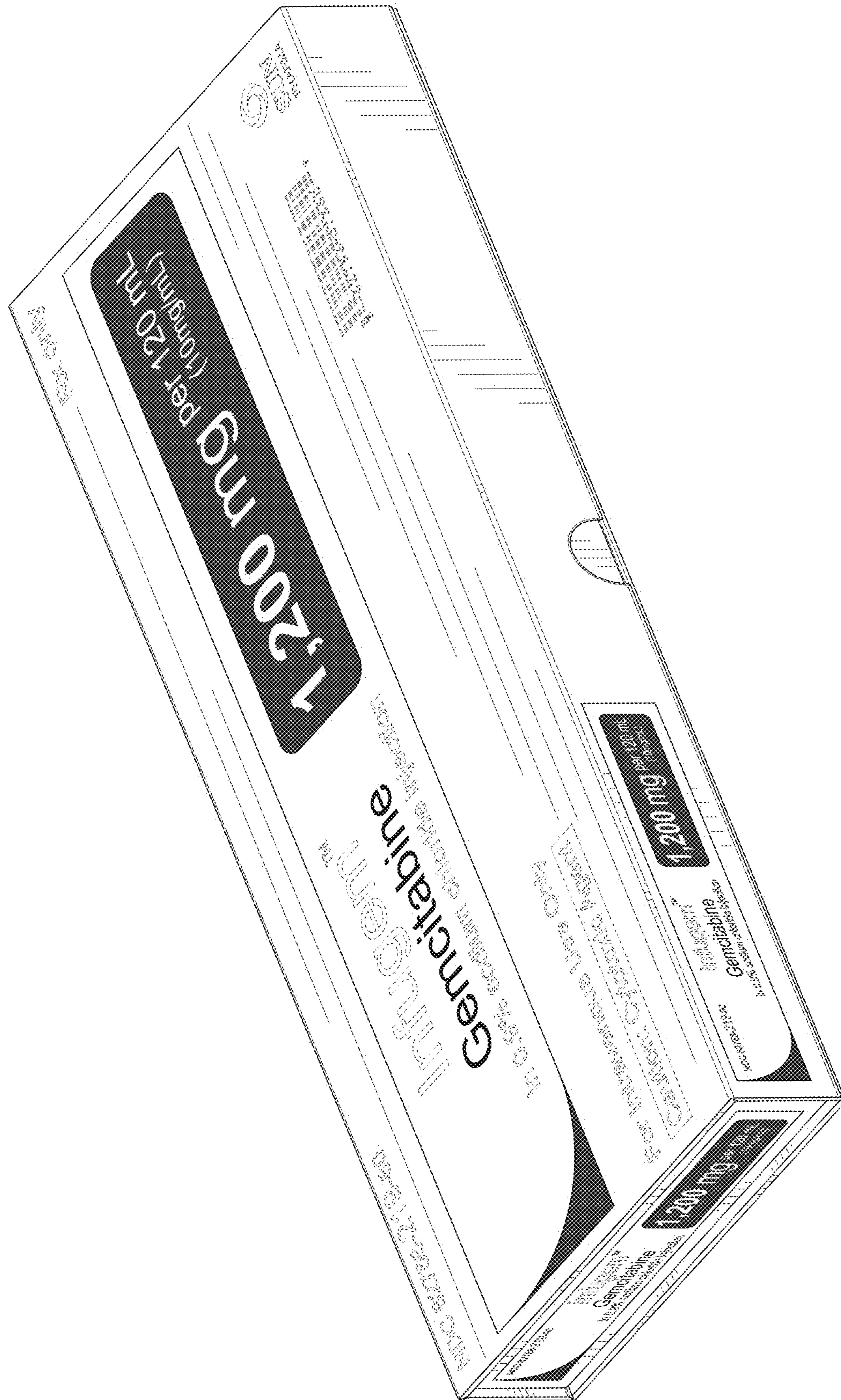


FIG. 1



FIG. 2




FIG. 3

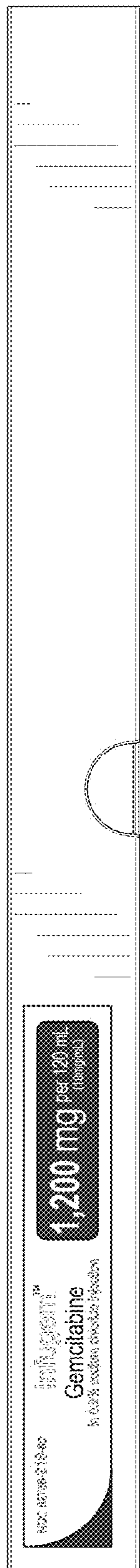


FIG. 4




FIG. 5




FIG. 6




FIG. 7

NDC 32761-015-40

InfuGenTM

Gemcitabine

In 0.9% sodium chloride injection

1,200 mg per 120 mL

(10 mg/mL)

Contains one sterile single-dose bag.

Preribed intravenous Solution

Do not remove unit from overwrap until ready to use.
Do not use if overwrap has been previously open or damaged.

The overwrap is a moisture and oxygen barrier.

Each 100 mL contains:

Gemcitabine 1,000 mg	1,135 mg
equivalent to Gemcitabine HCl USP	900 mg
Sodium Chloride	
Hydrochloric acid and	
Sodium hydroxide added to adjust pH. q.s.	

Usual Dosage: See prescribing information.
Do NOT remove or add medication to IV bag.

Store at 20°C to 25°C (68°F to 77°F); excursions permitted between 15°C and 30°C (59°F and 86°F).
[see USP Controlled Room Temperature]. Do not Freeze

Distributed by:
Sun Pharmaceutical Industries, Inc.
Oranbury, NJ 08512

Manufactured by:
Sun Pharmaceutical Industries, Ltd.
Hald-Baroda Highway,
Hald-369 350, Gujarat, India

FIG. 8

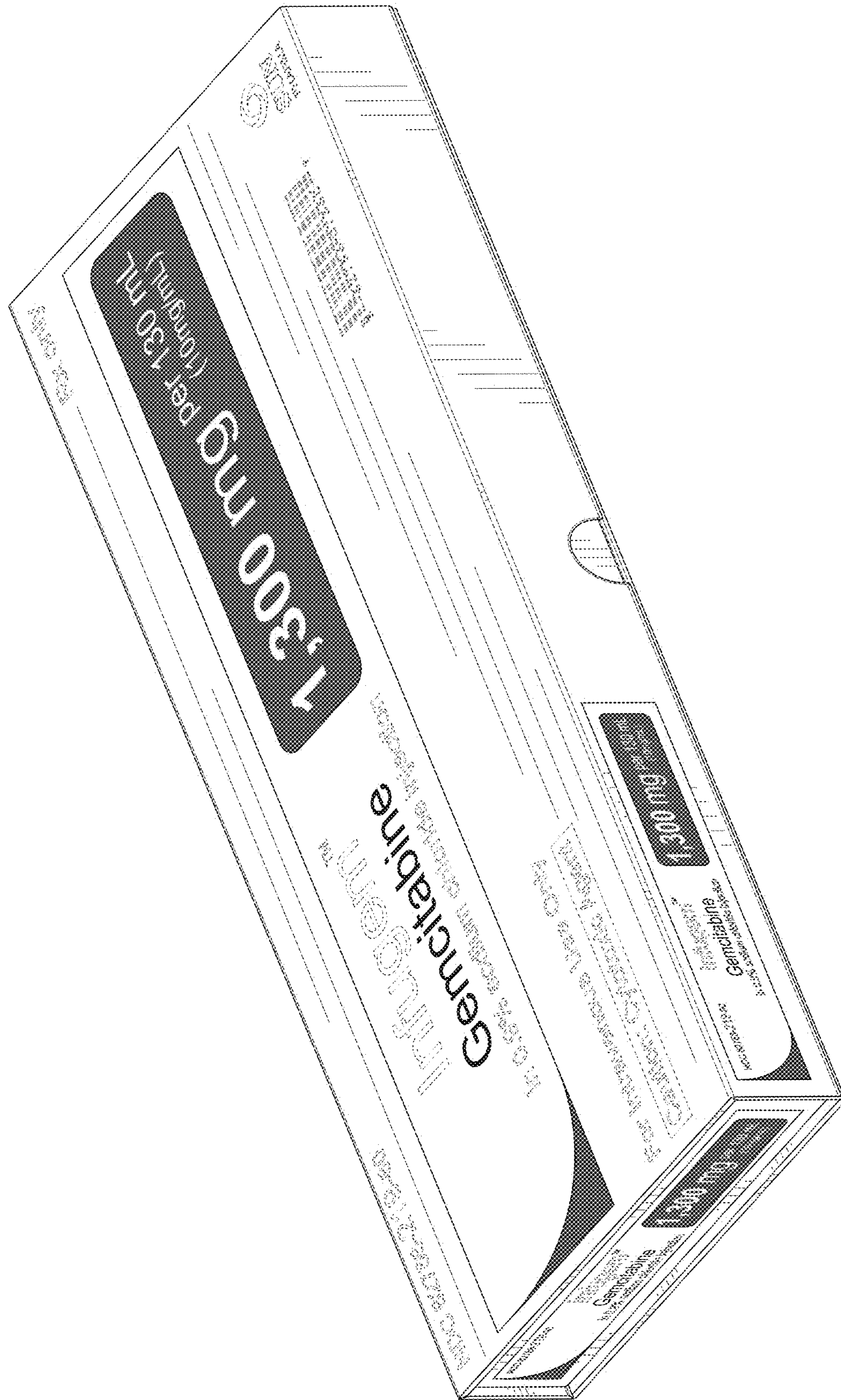


FIG. 9

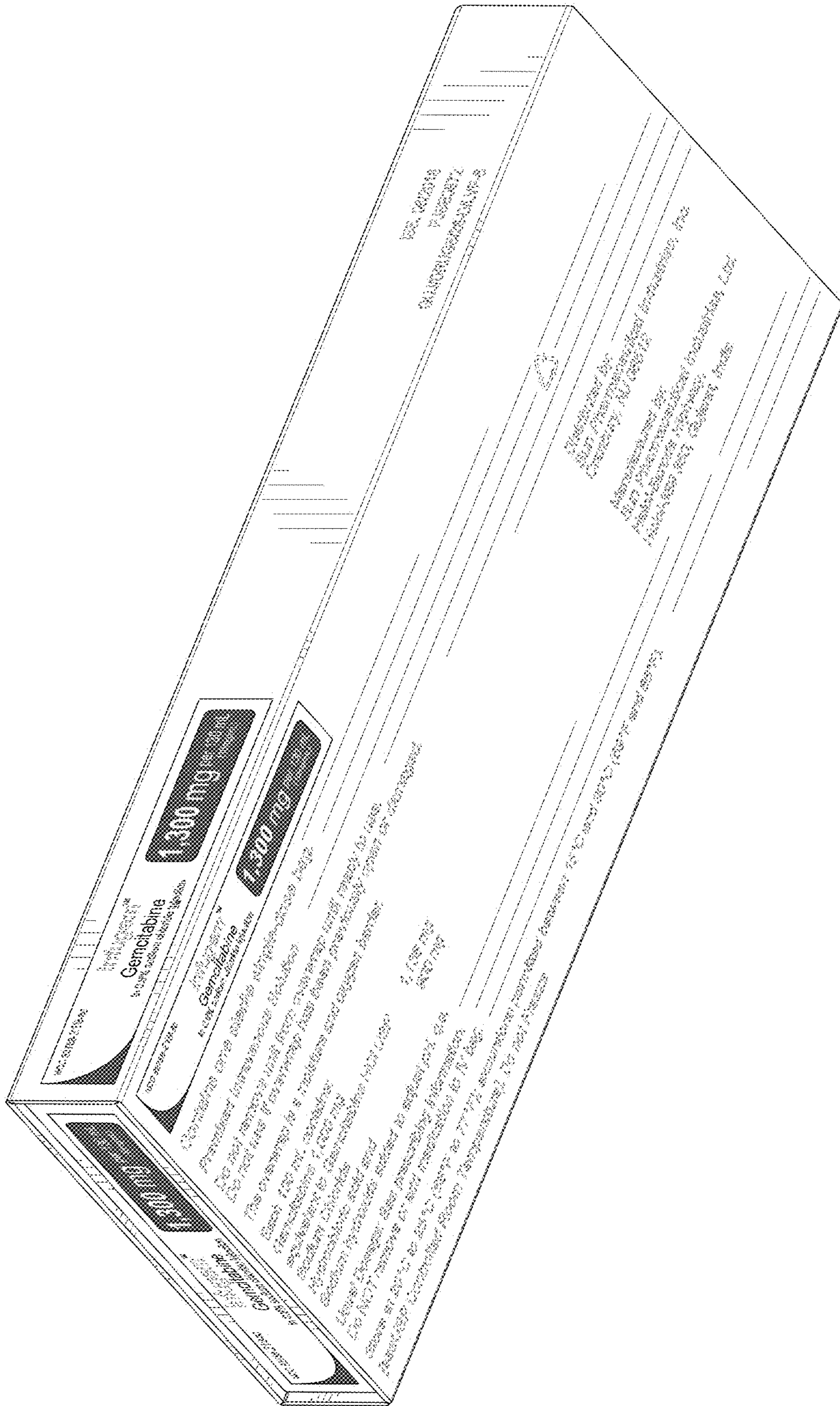


FIG. 10




FIG. 11

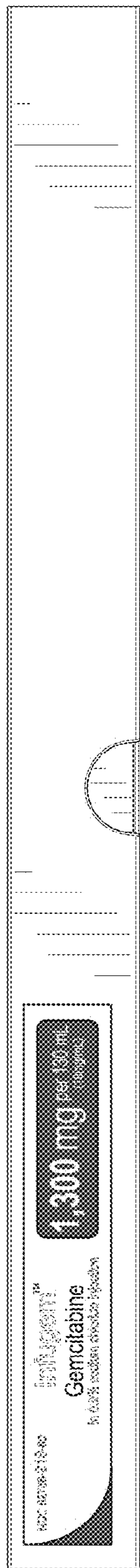


FIG. 12

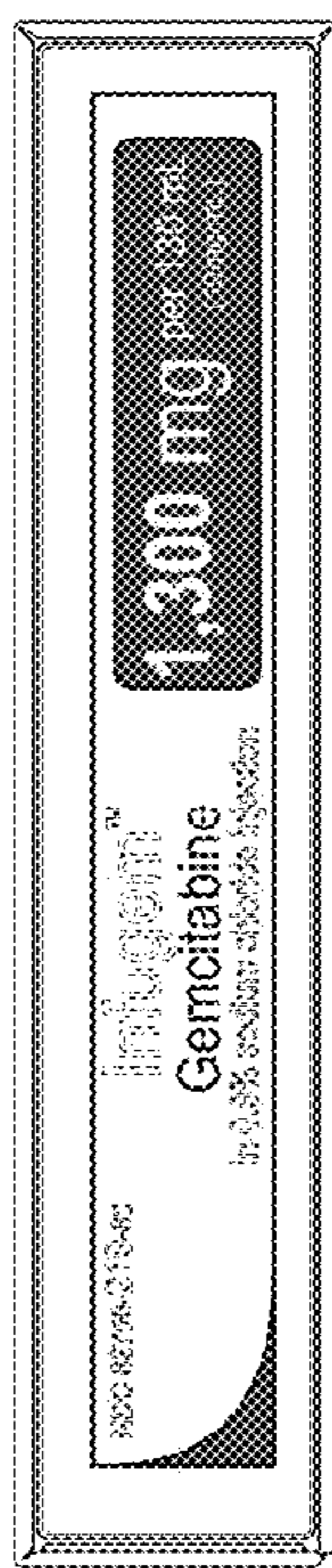


FIG. 13




FIG. 14

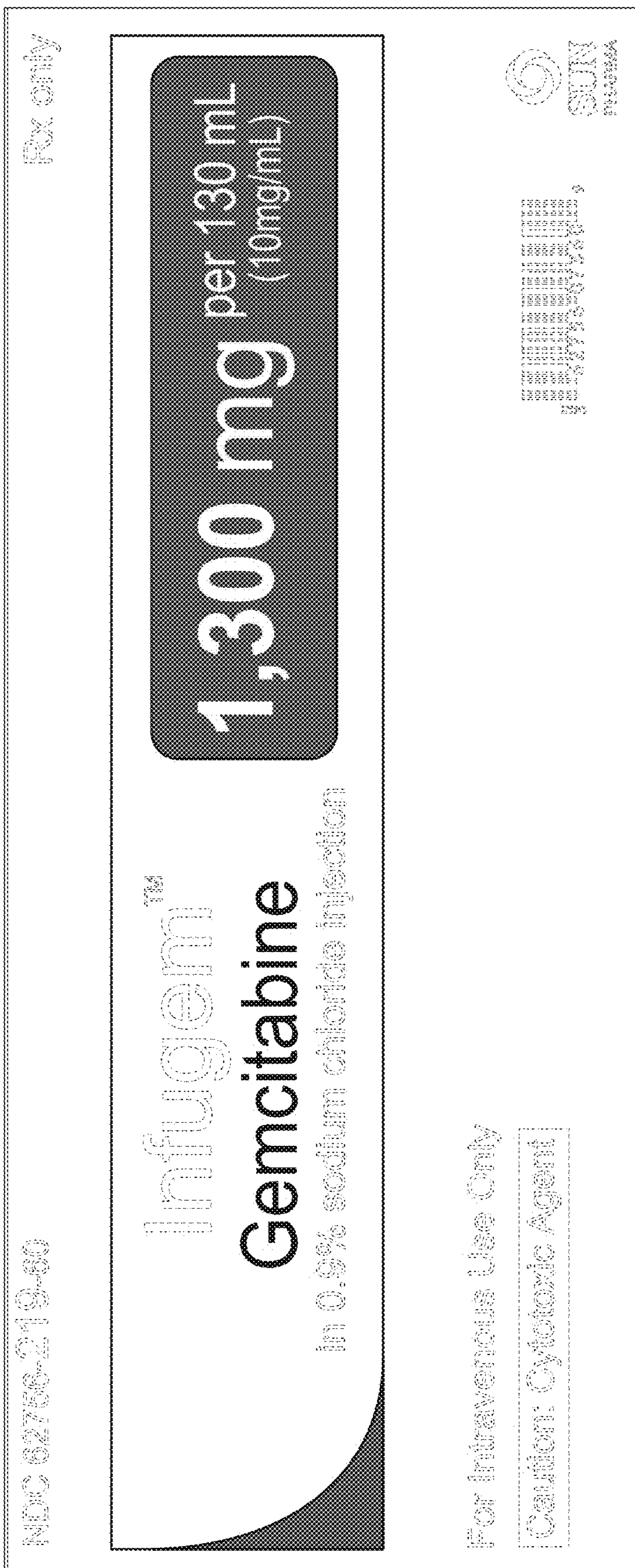


FIG. 15




FIG. 16



FIG. 17

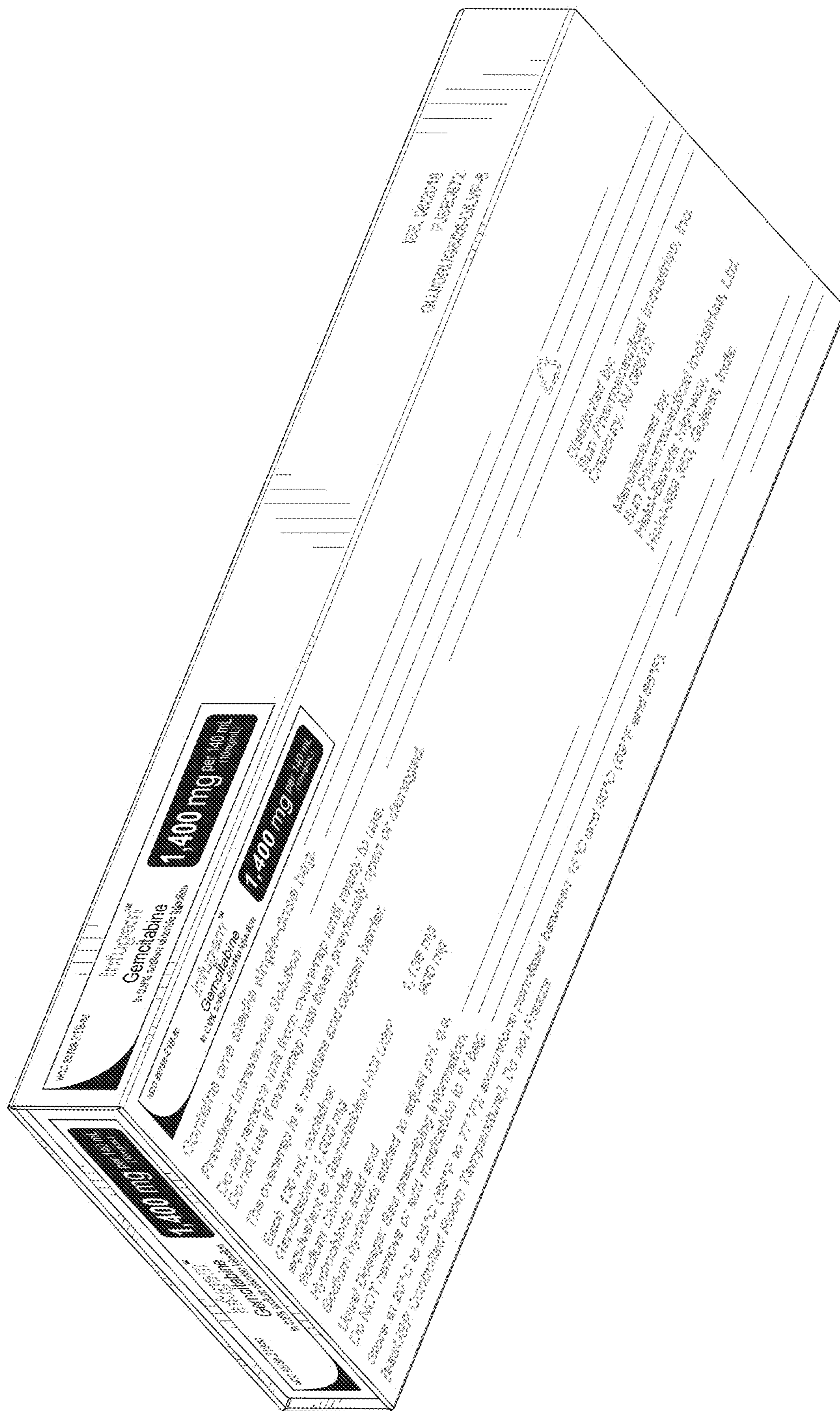


FIG. 18

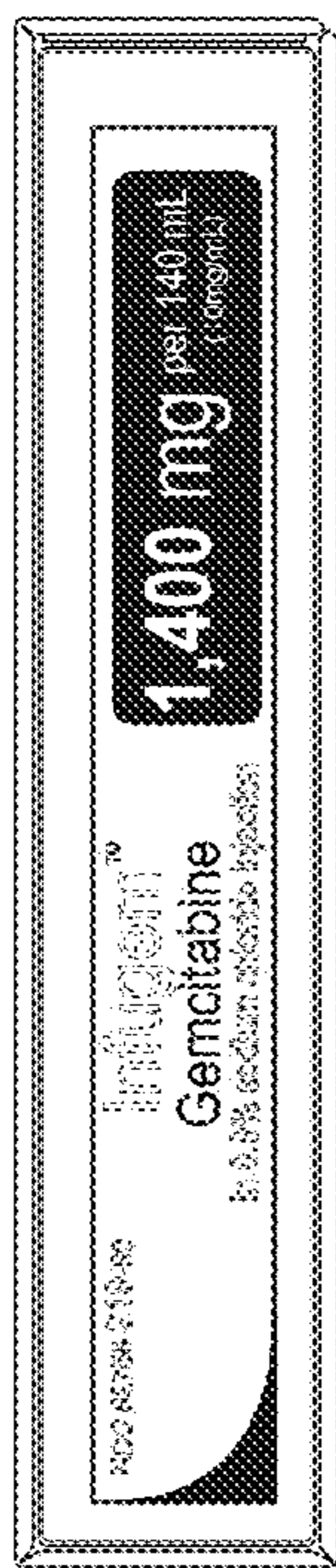


FIG. 19

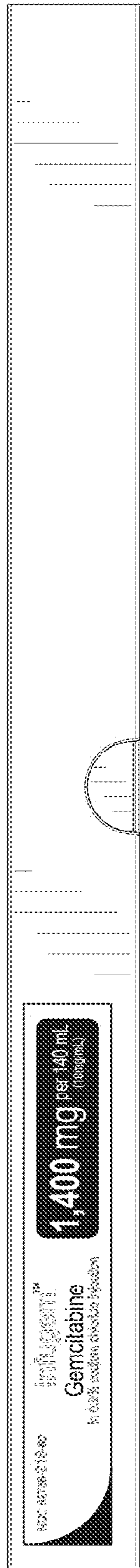


FIG. 20

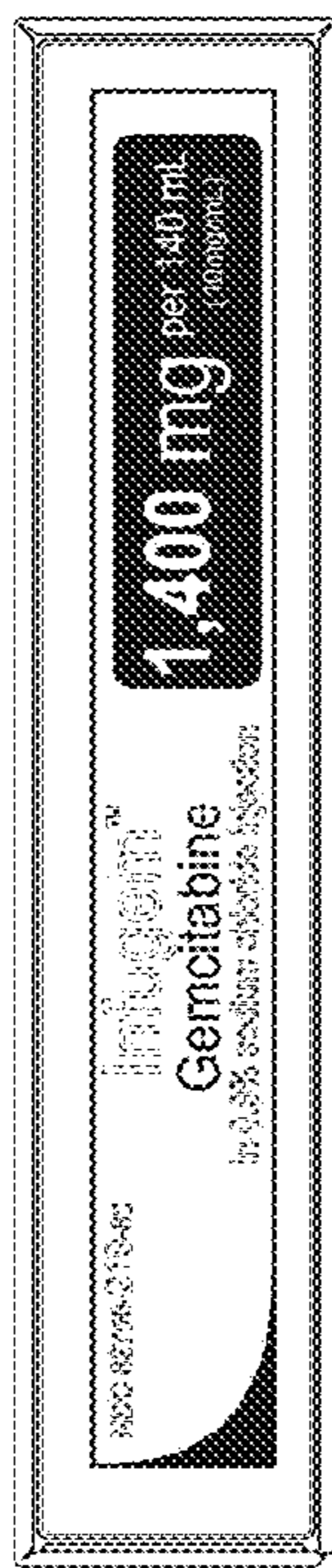


FIG. 21




FIG. 22




FIG. 23




FIG. 24

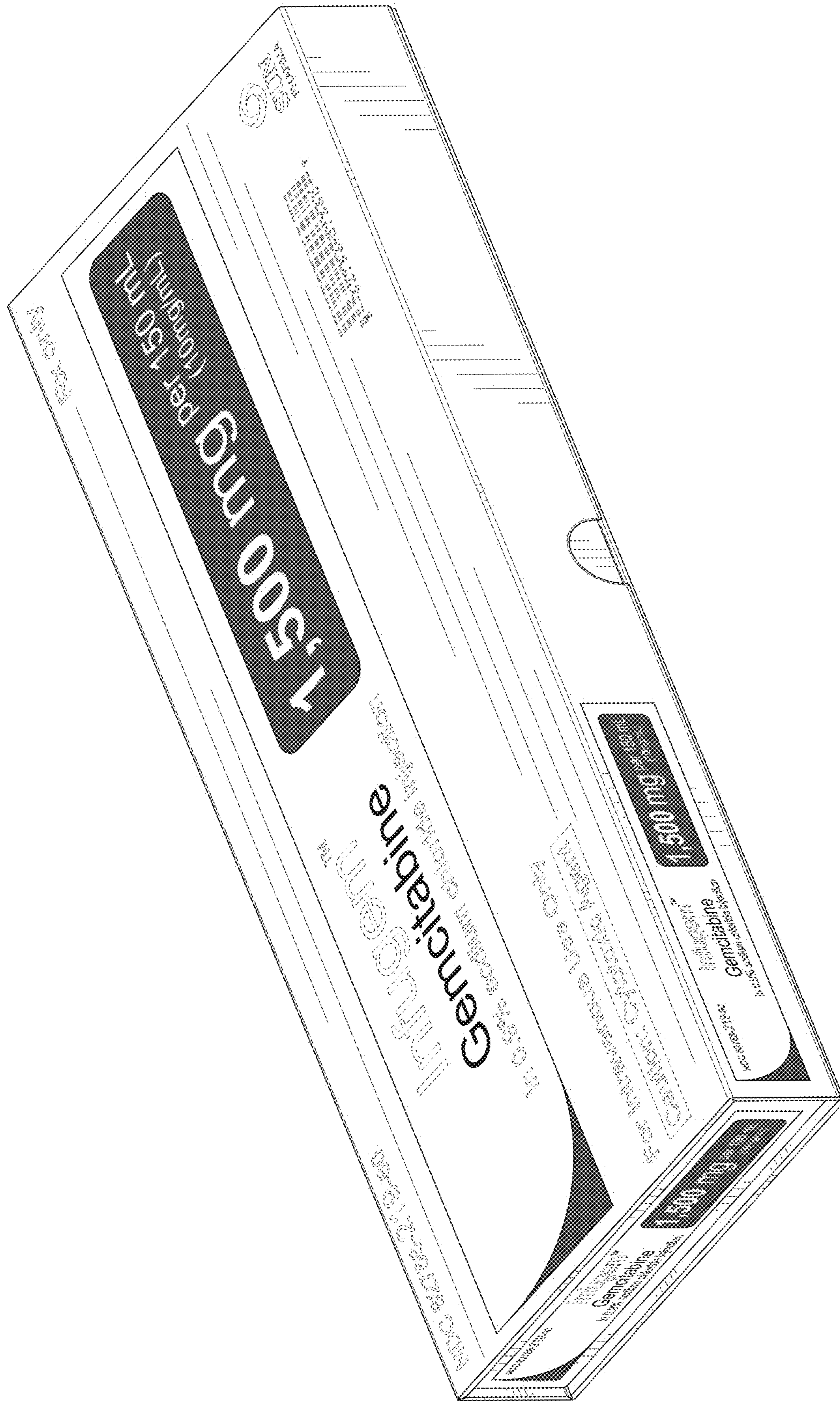


FIG. 25

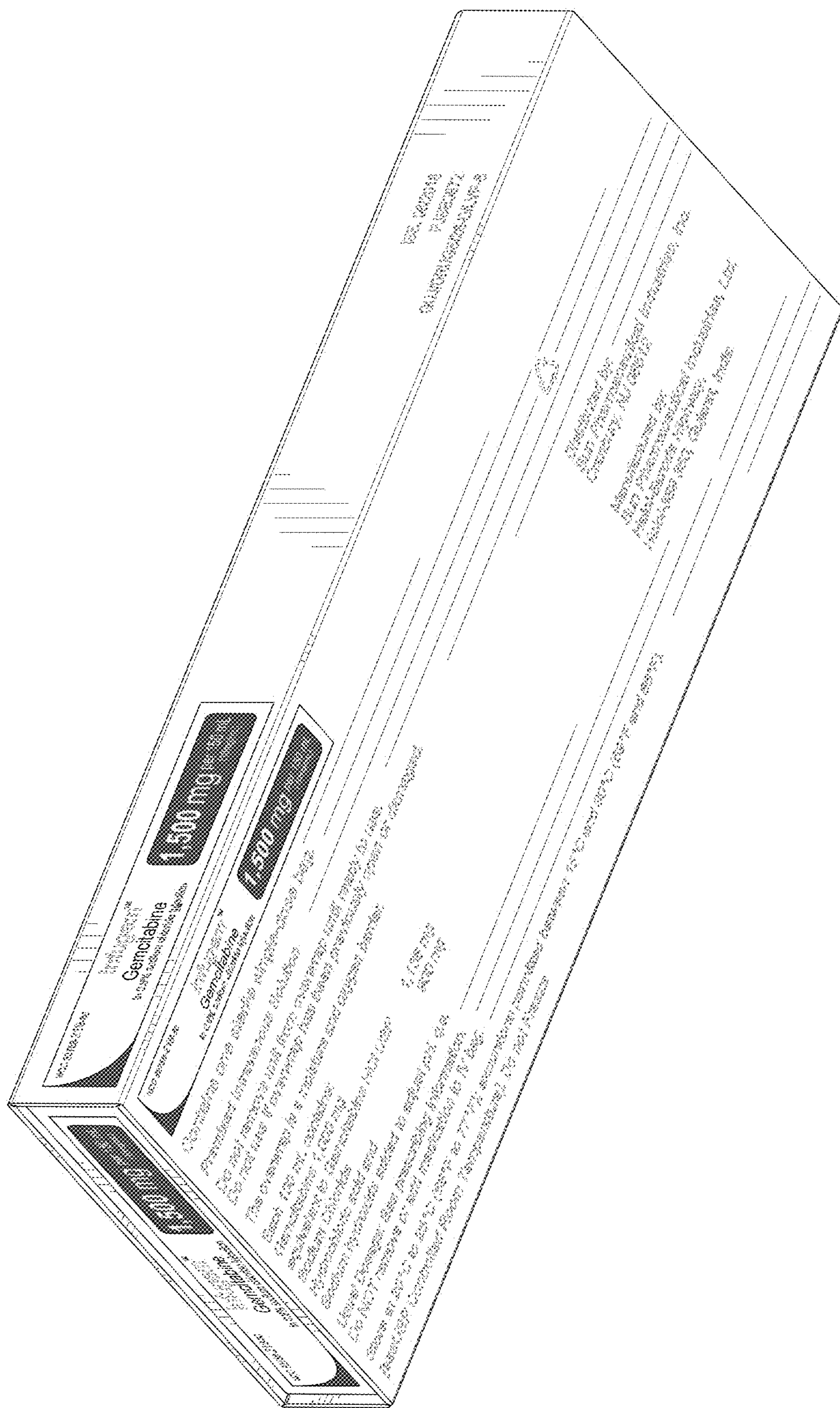


FIG. 26

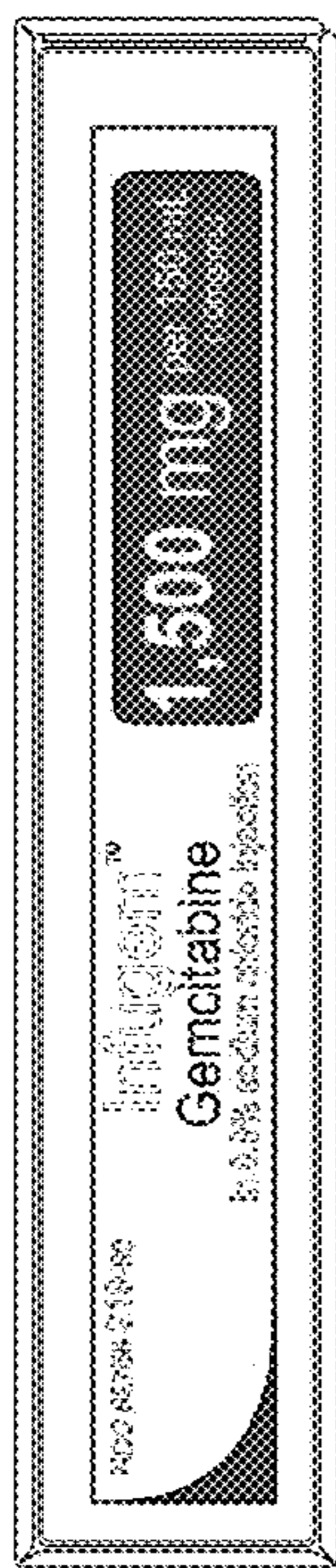


FIG. 27

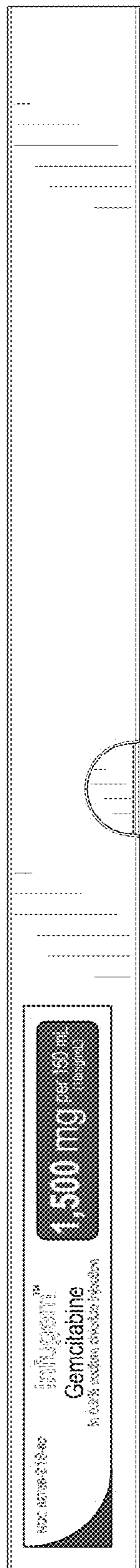


FIG. 28

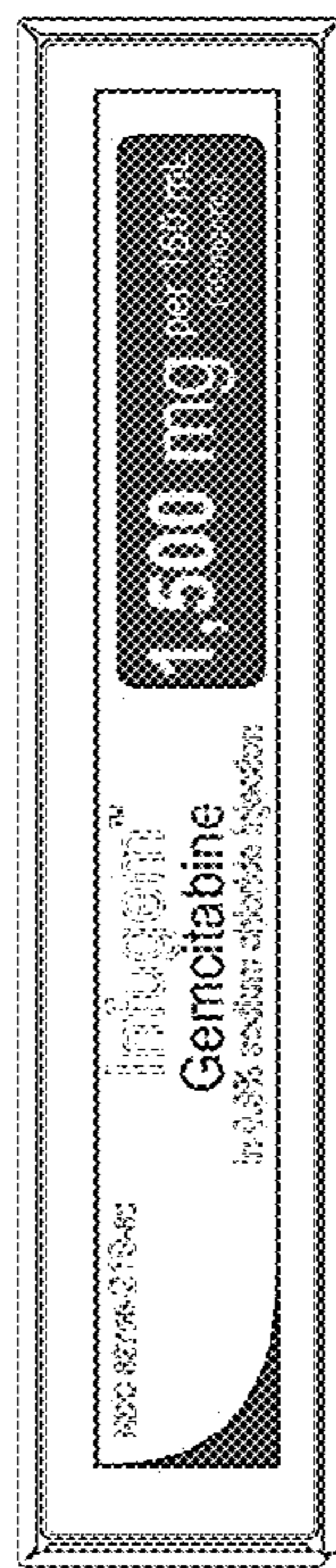


FIG. 29




FIG. 30

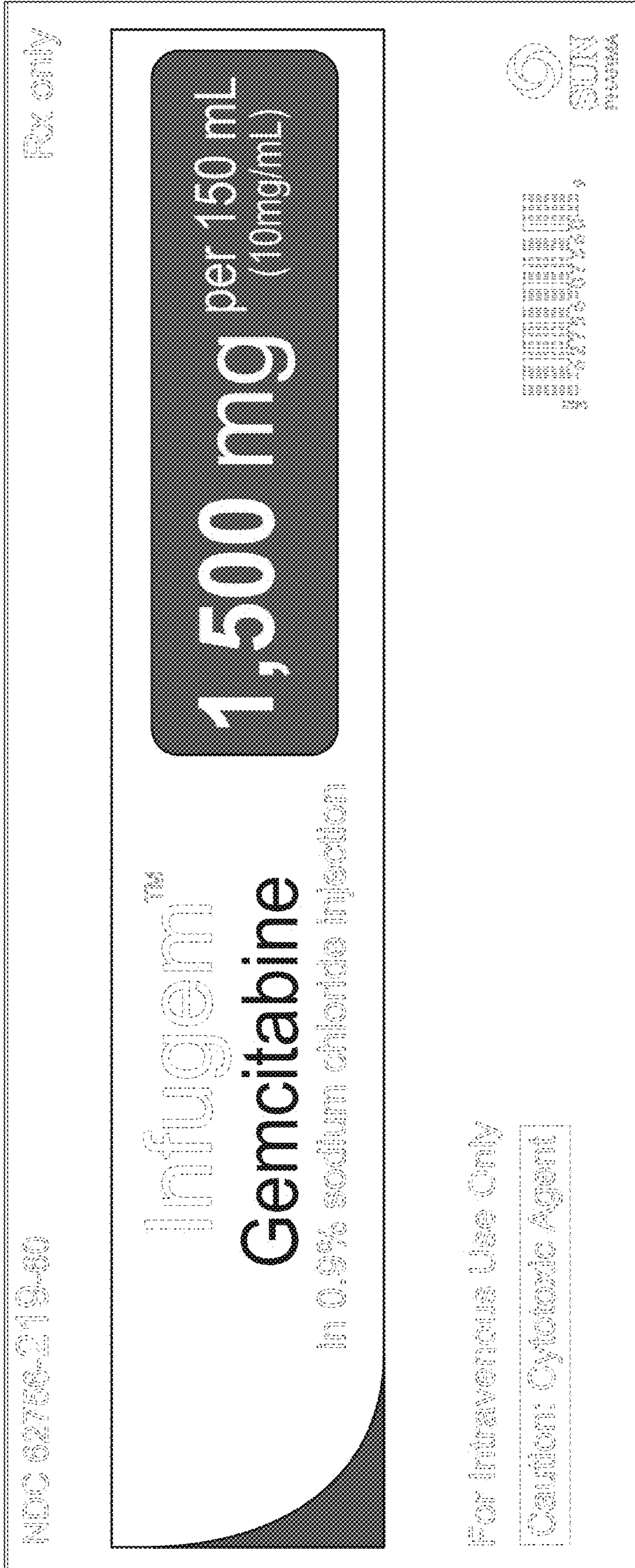


FIG. 31

NDC 02761-016-00

Infigen™

Gemcitabine

in 0.9% sodium chloride injection

1,500 mg ^{150 mg/mL}

Contains one sterile single-dose bag.

Preribed intravenous Solution

Do not remove unit from overwrap until ready to use.
Do not use if overwrap has been previously open or damaged.

The overwrap is a moisture and oxygen barrier.

Each 100 mL contains:

Gemcitabine 1,000 mg	1,136 mg
equivalent to Gemcitabine HCl USP	900 mg
Sodium Chloride	
Hydrochloric acid and	
Sodium hydroxide added to adjust pH. q.s.	

Usual Dosage: See prescribing information.
Do NOT remove or add medication to IV bag.

Store at 20°C to 25°C (68°F to 77°F); excursions permitted between 15°C and 30°C (59°F and 86°F).
[see USP Controlled Room Temperature]. Do not Freeze



Distributed by:
Sun Pharmaceutical Industries, Inc.
Oranbury, NJ 08512

Manufactured by:
Sun Pharmaceutical Industries, Ltd.
Hald-Baroda Highway,
Hald-369 350, Gujarat, India

FIG. 32

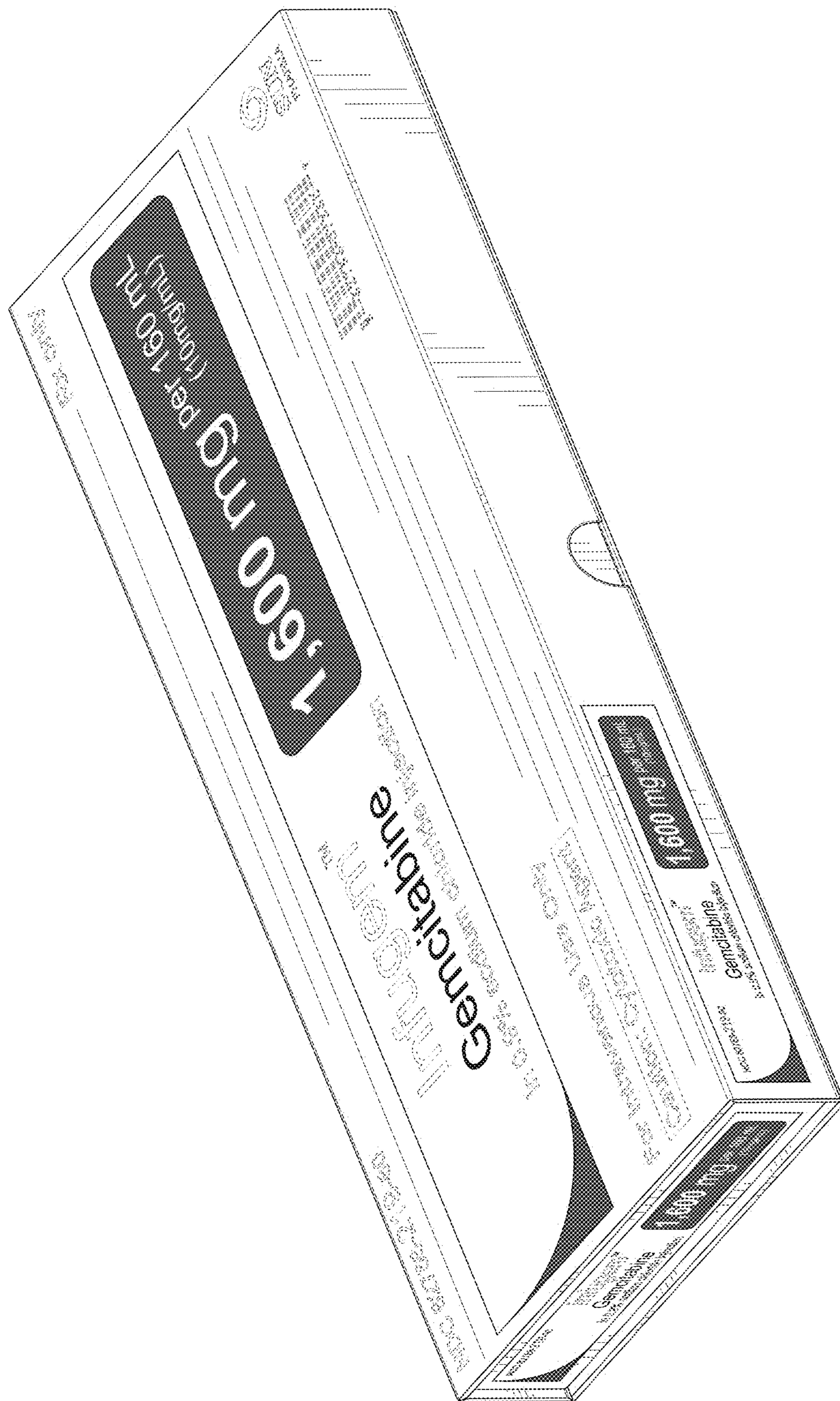


FIG. 33

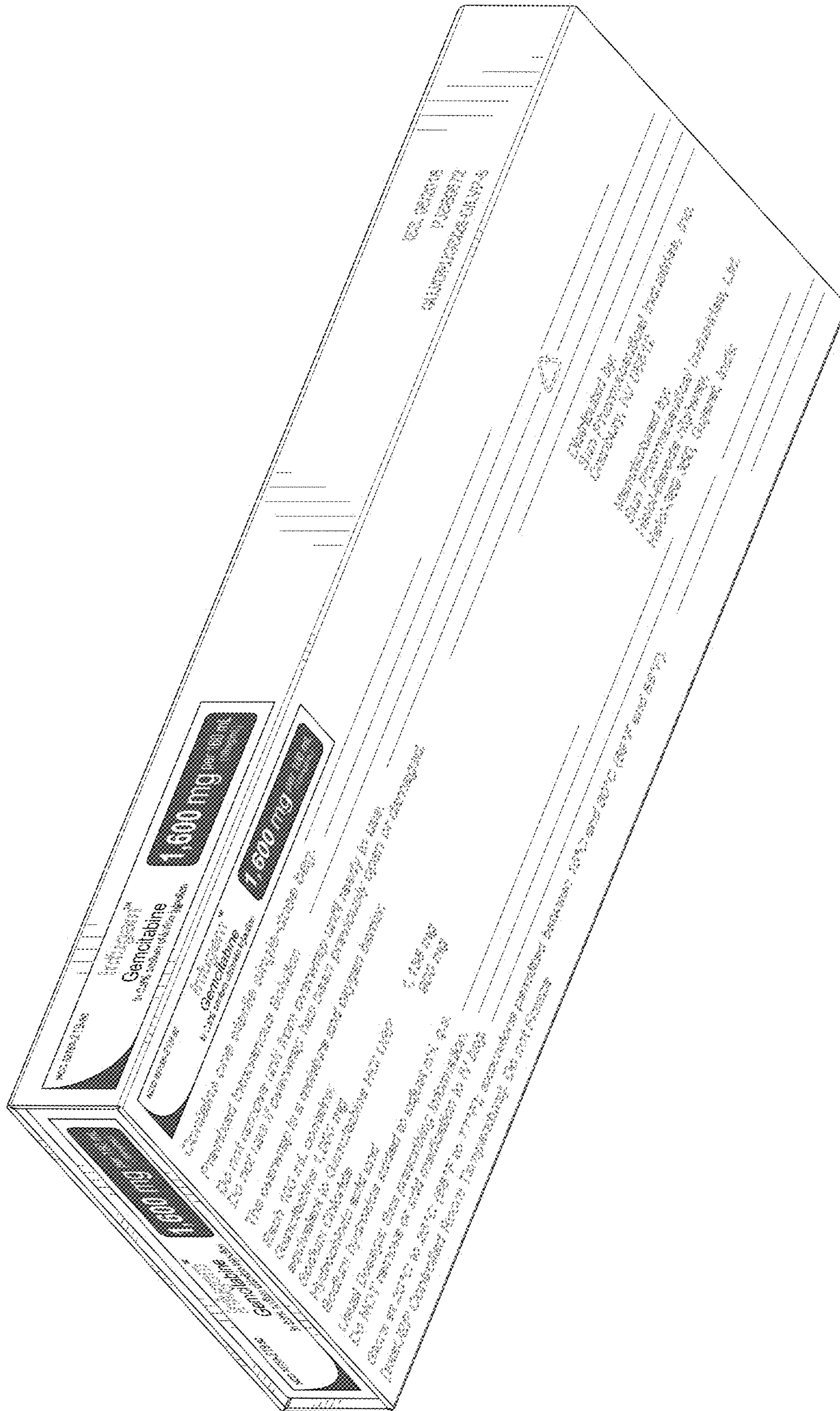


FIG. 34

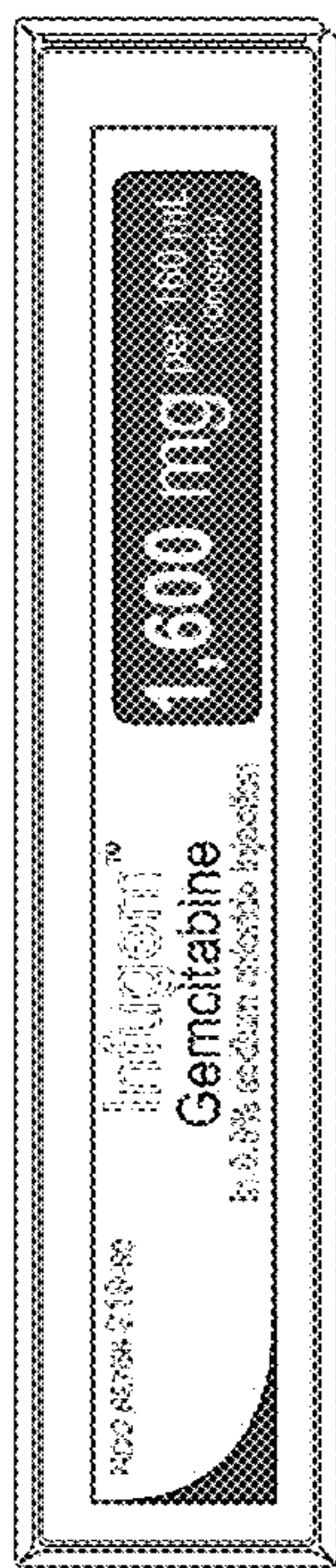


FIG. 35

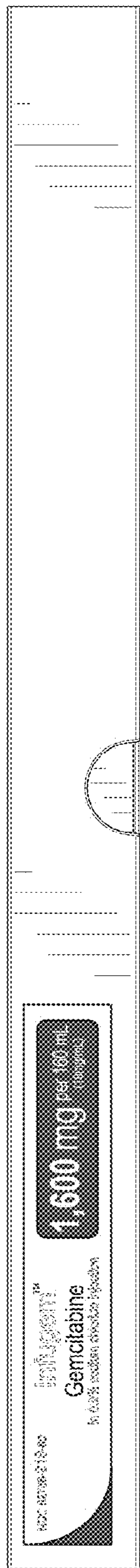


FIG. 36

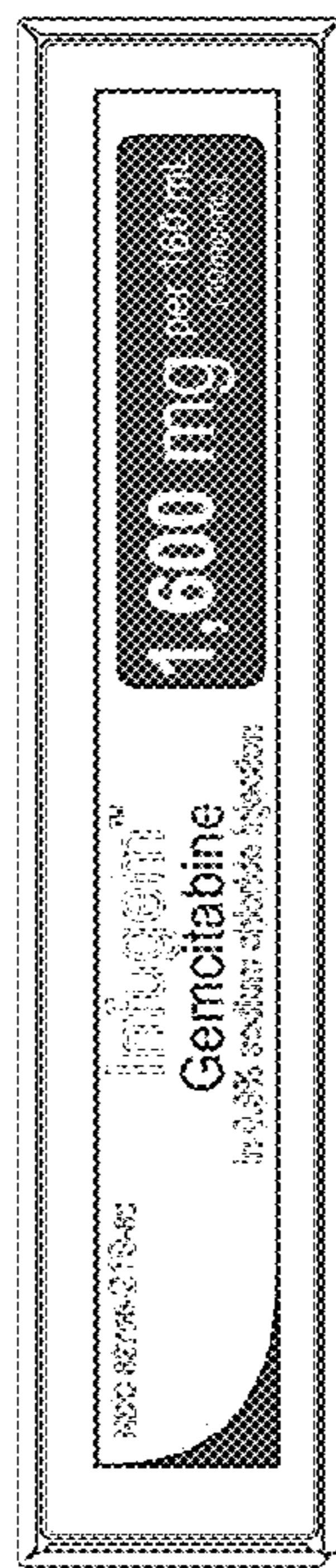


FIG. 37




FIG. 38

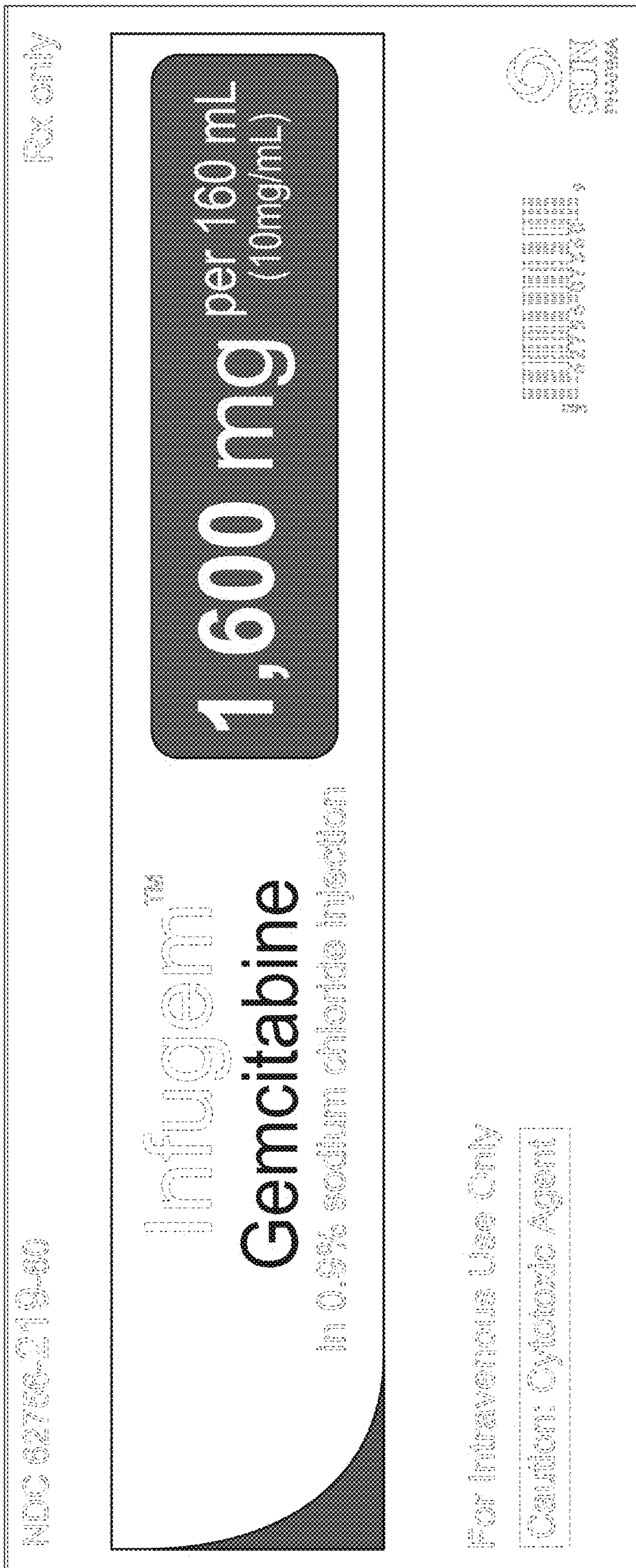


FIG. 39




FIG. 40

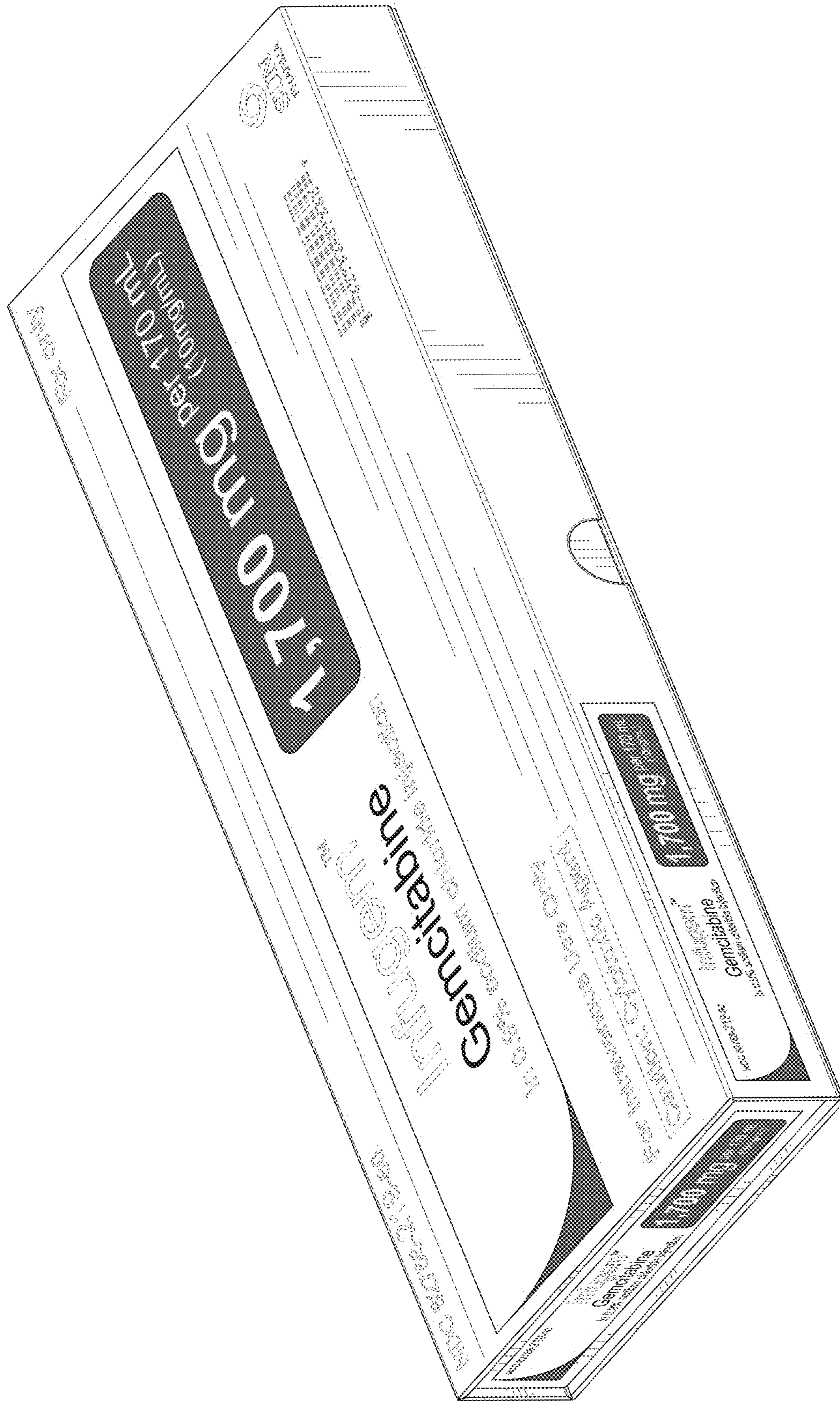


FIG. 41

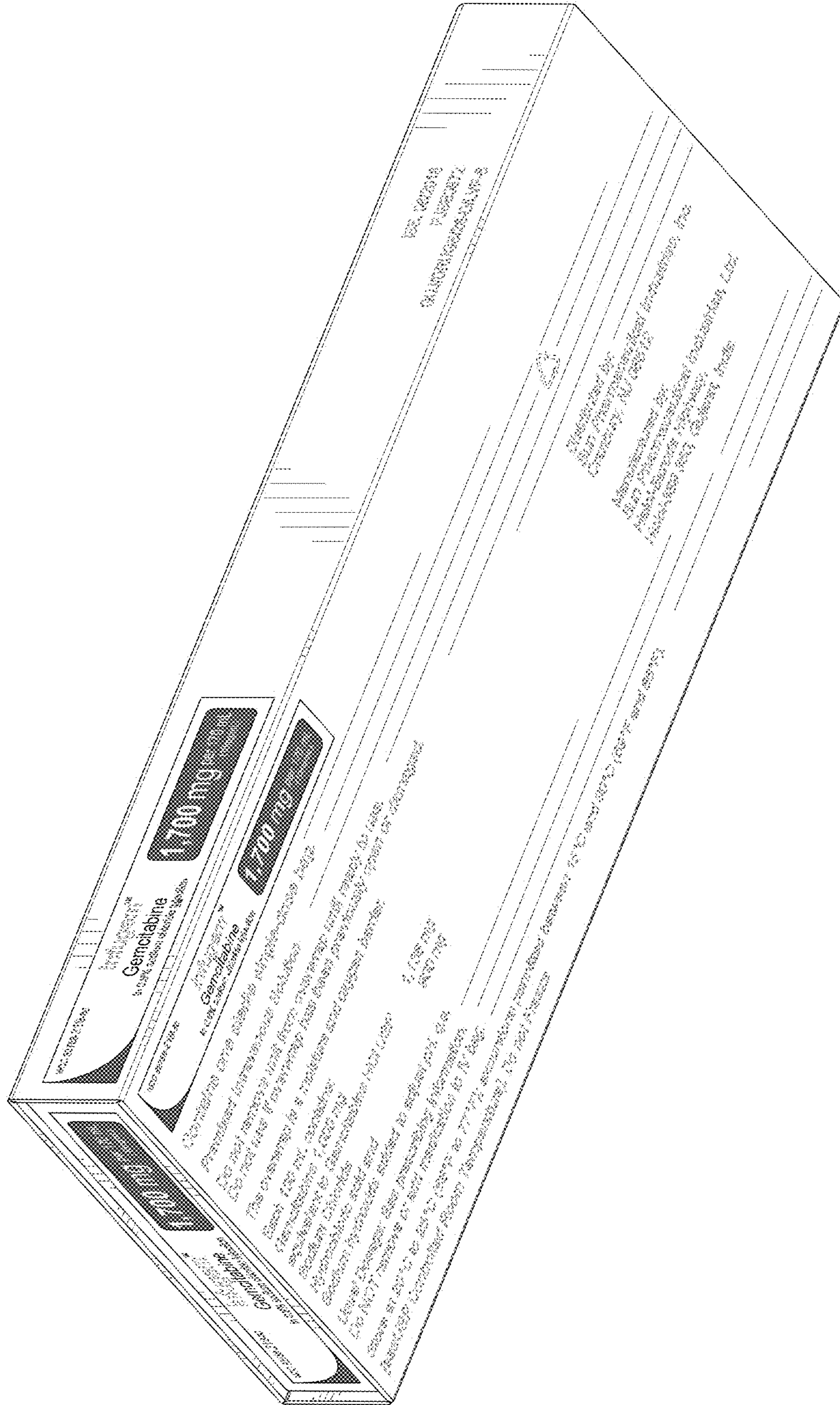


FIG. 42




FIG. 43

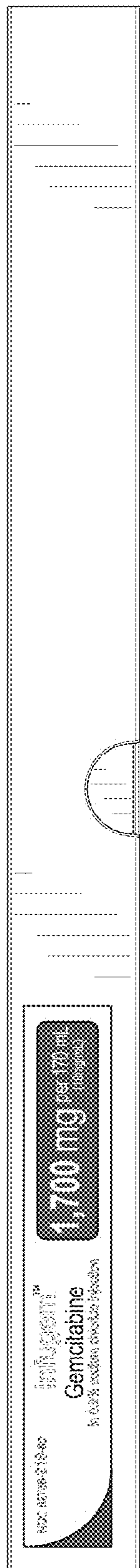


FIG. 44

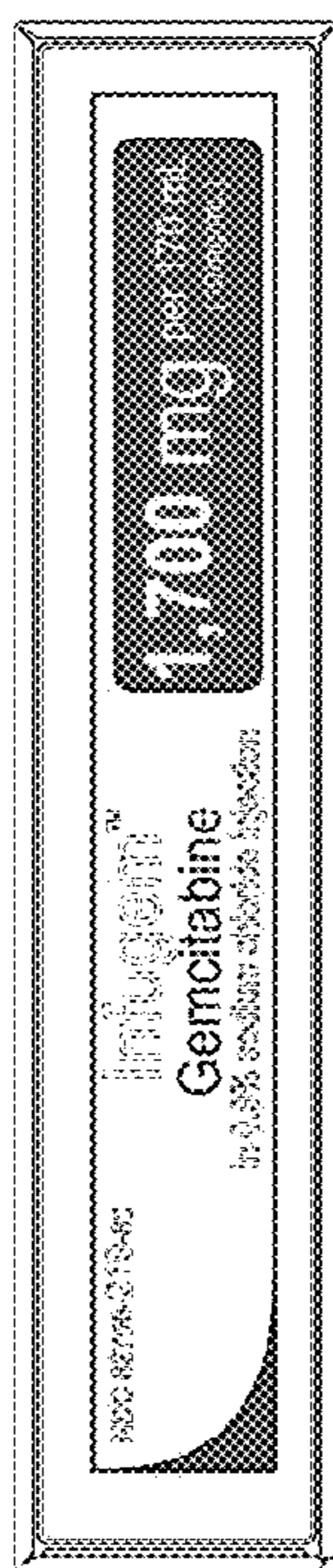


FIG. 45




FIG. 46

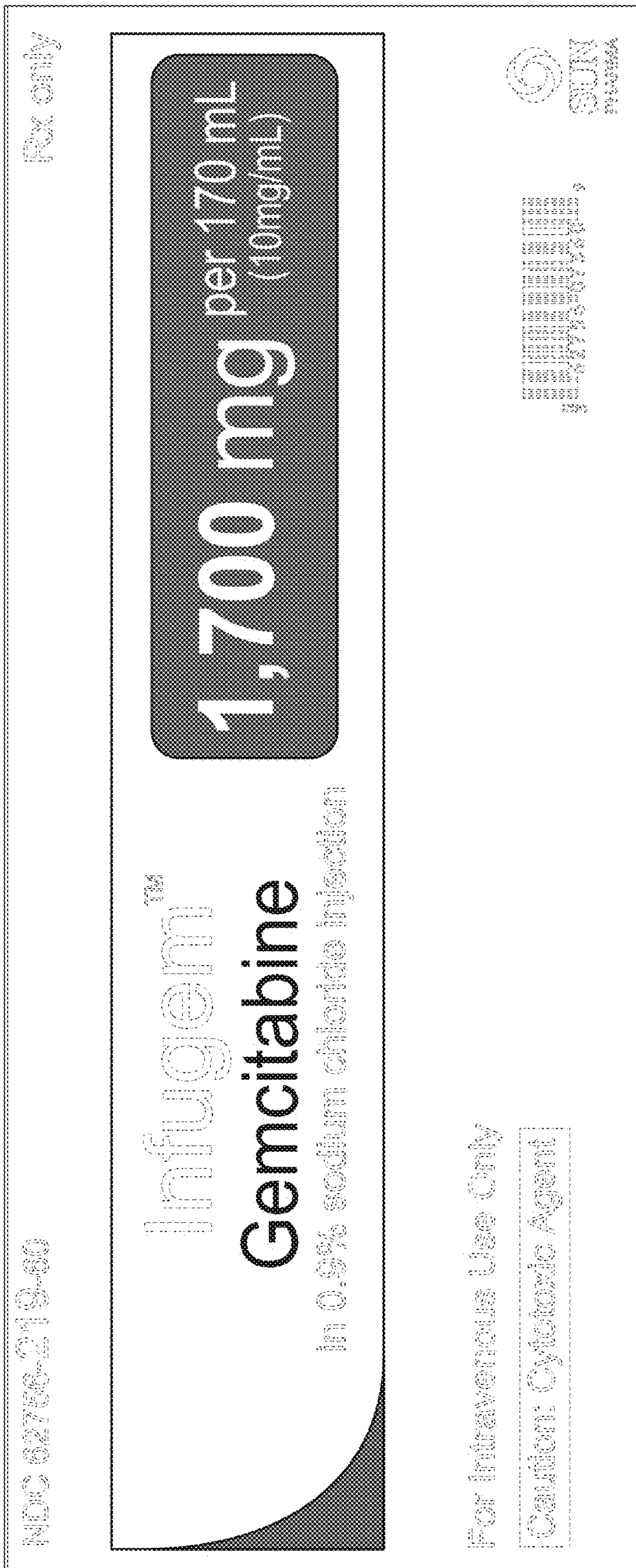


FIG. 47




FIG. 48



FIG. 49

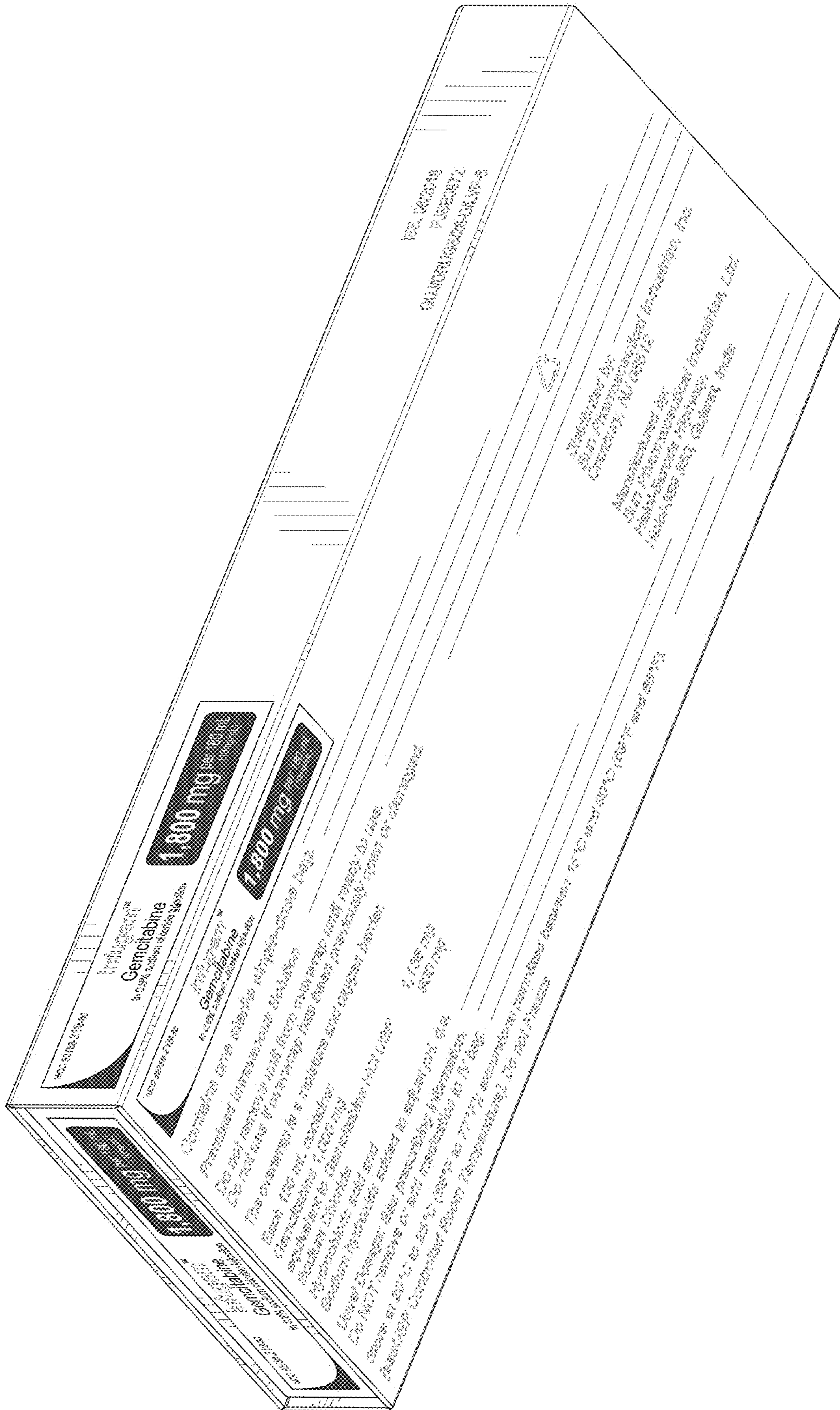


FIG. 50

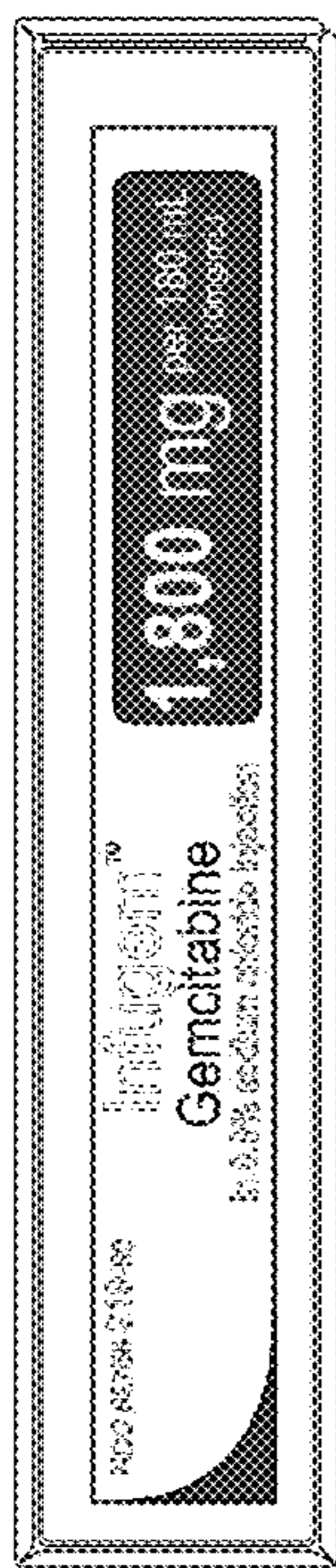


FIG. 51

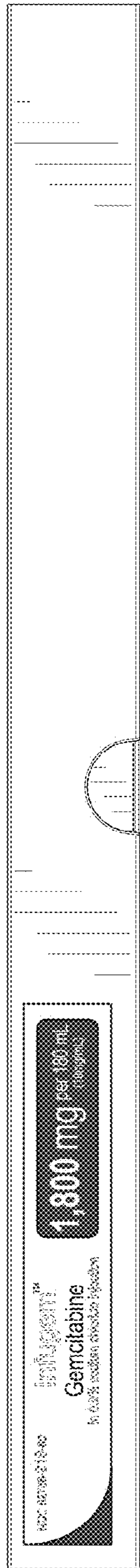


FIG. 52

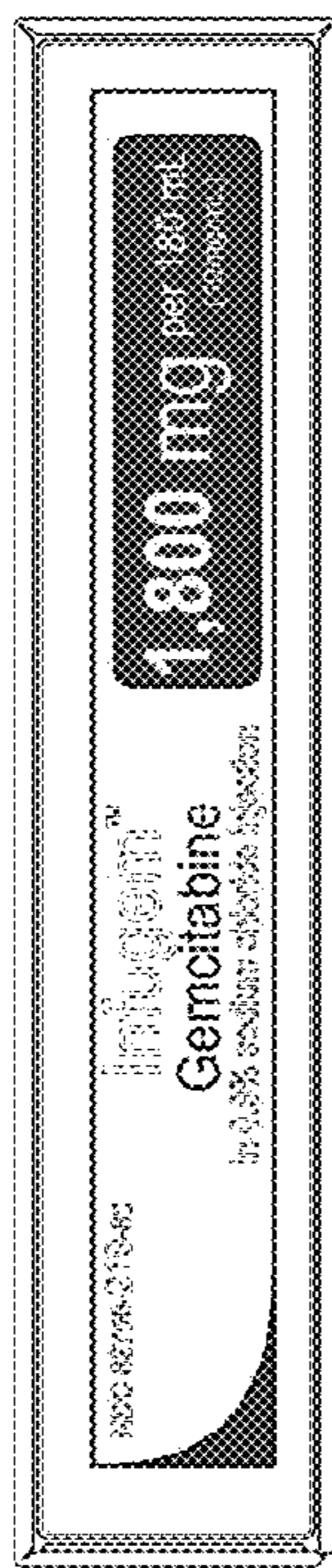


FIG. 53




FIG. 54




FIG. 55

NDC 32761-015-40

Infigen[™]

Gemcitabine

in 0.9% sodium chloride injection

1,800 mg per 100 mL

(18 mg/mL)

Contains one sterile single-dose bag.

Preribed intravenous Solution

Do not remove unit from overwrap until ready to use.
Do not use if overwrap has been previously open or damaged.

The overwrap is a moisture and oxygen barrier.

Each 100 mL contains:

Gemcitabine 1,000 mg	1,136 mg
equivalent to Gemcitabine HCl USP	900 mg
Sodium Chloride	
Hydrochloric acid and	
Sodium hydroxide added to adjust pH. q.s.	

Usual Dosage: See prescribing information.
Do NOT remove or add medication to IV bag.

Store at 20°C to 25°C (68°F to 77°F); excursions permitted between 15°C and 30°C (59°F and 86°F).
[see USP Controlled Room Temperature]. Do not Freeze

Distributed by:
Sun Pharmaceutical Industries, Inc.
Oranbury, NJ 08512

Manufactured by:
Sun Pharmaceutical Industries, Ltd.
Hald-Baroda Highway,
Hald-369 350, Gujarat, India

FIG. 56

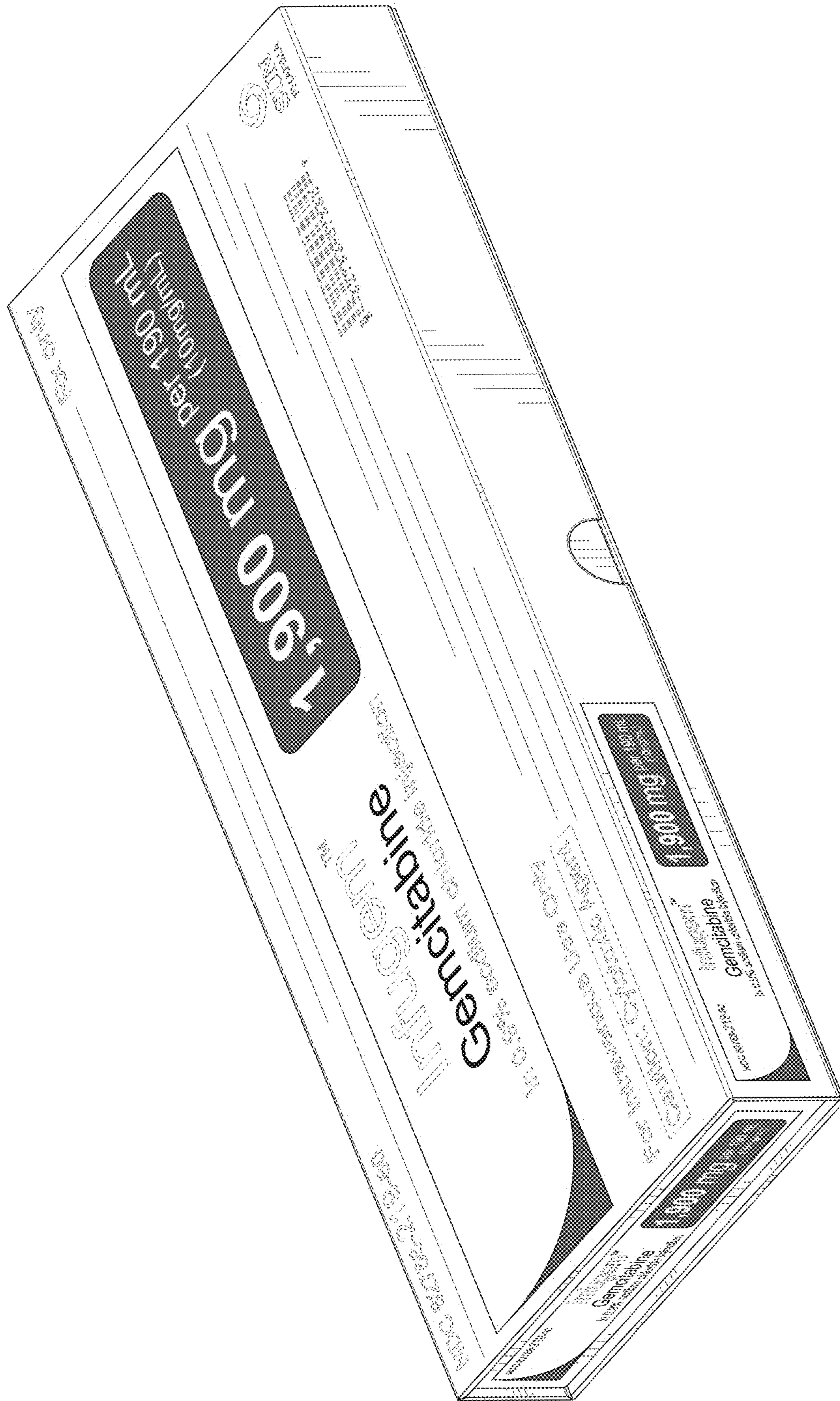


FIG. 57

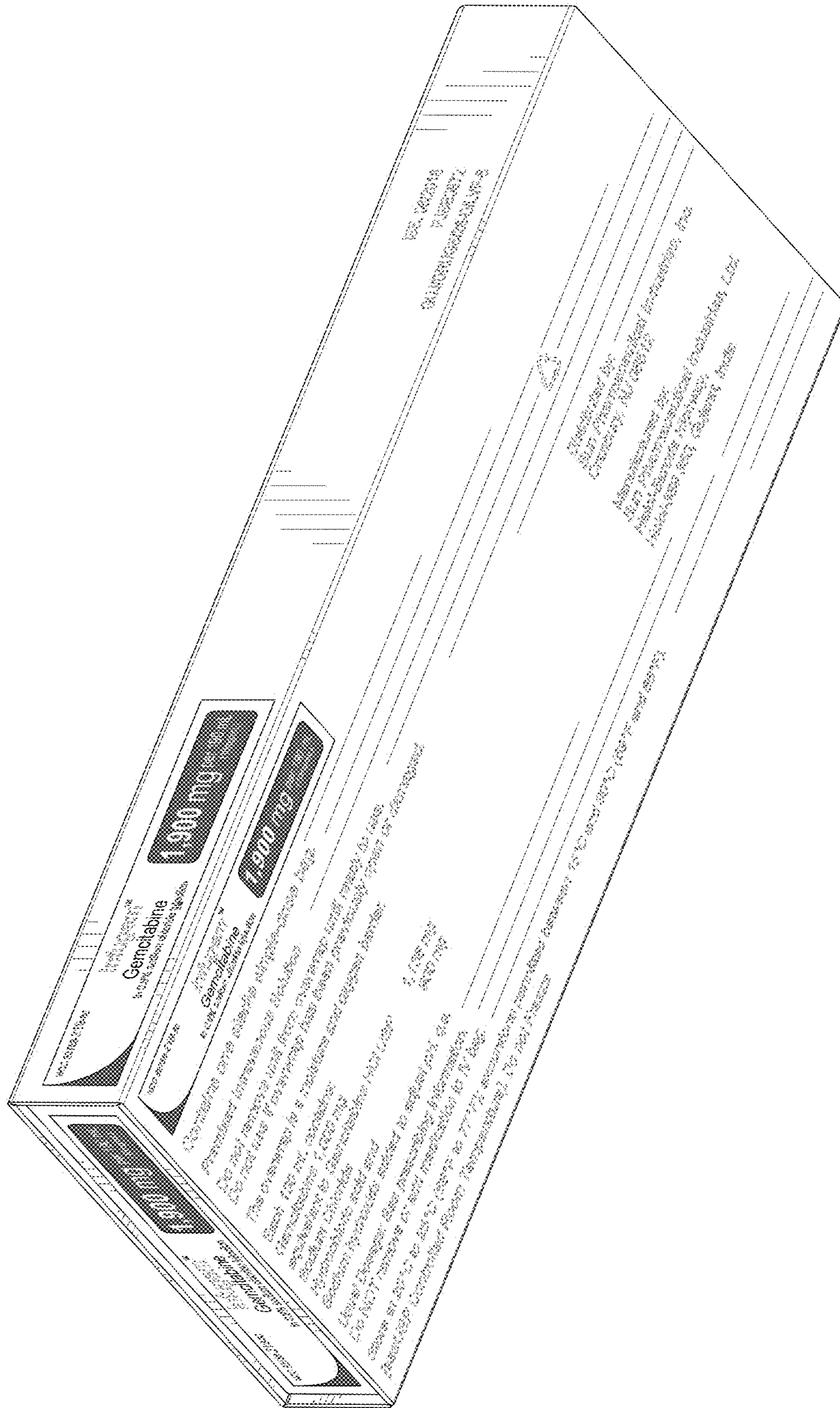


FIG. 58

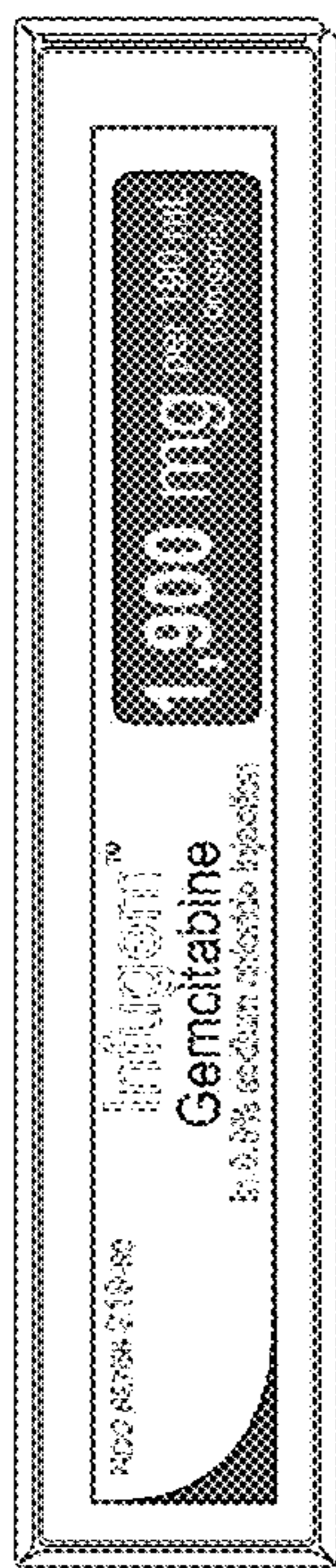


FIG. 59

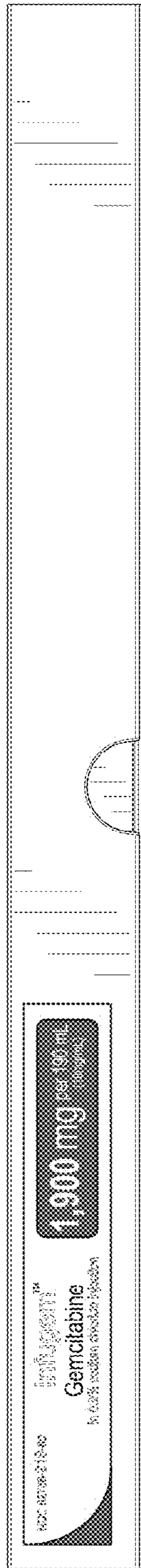


FIG. 60

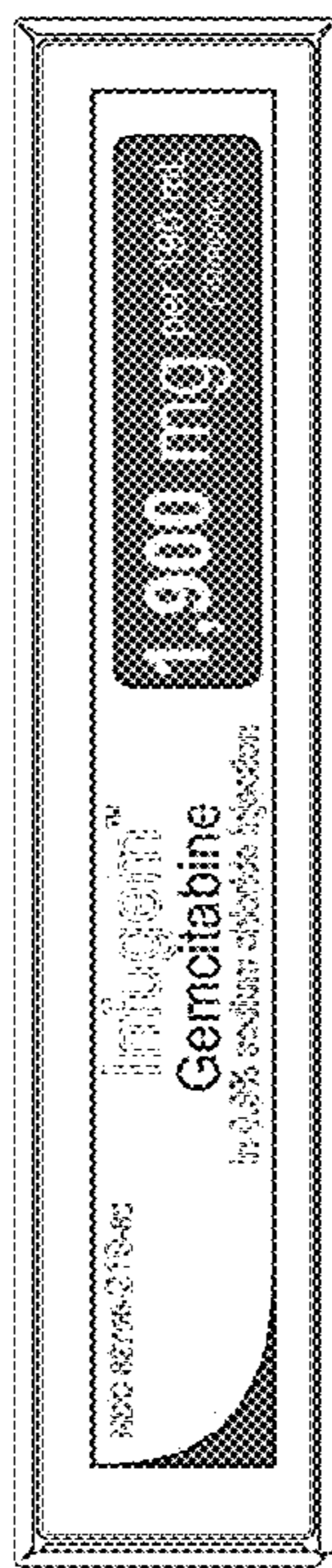


FIG. 61




FIG. 62

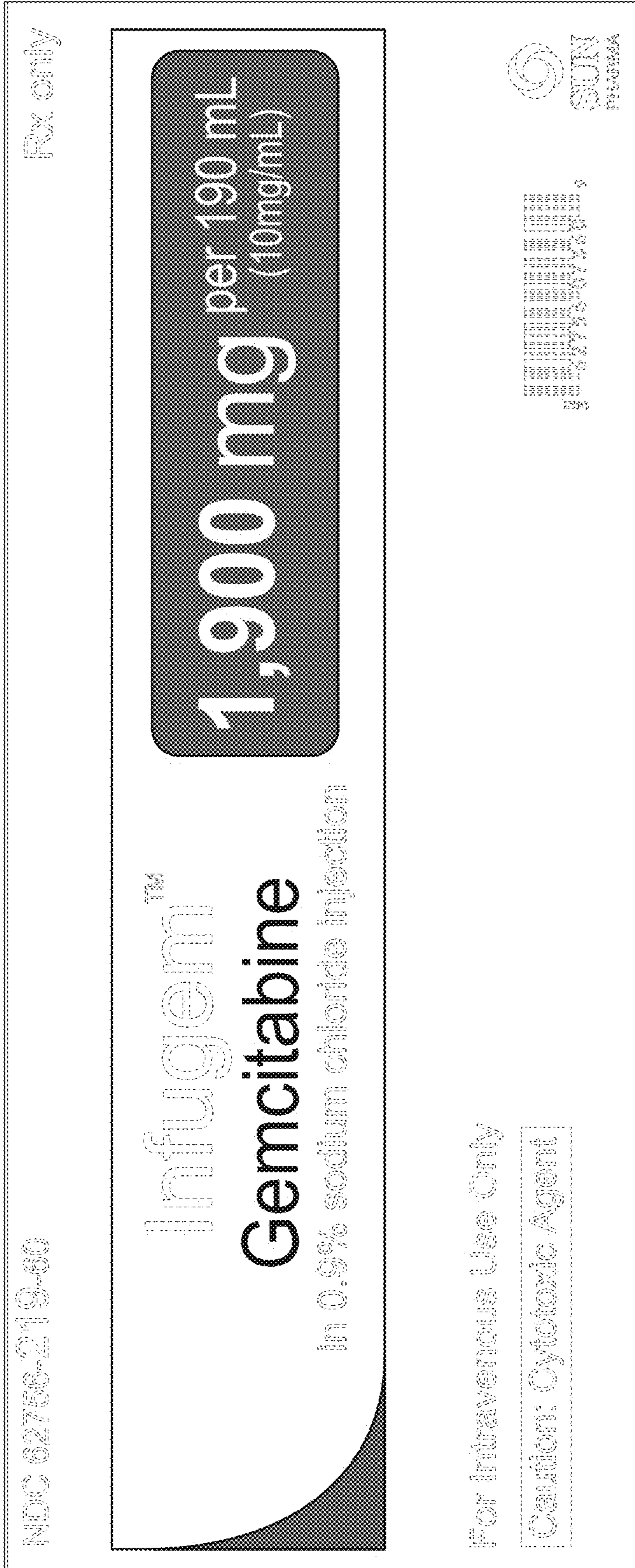


FIG. 63

NDC 32761-015-40

Infigen™

Gemcitabine

in 0.9% sodium chloride injection

1,900 mg per 100 mL

Contains one sterile single-dose bag.

Preribed intravenous Solution

Do not remove unit from overwrap until ready to use.
Do not use if overwrap has been previously open or damaged.

The overwrap is a moisture and oxygen barrier.

Each 100 mL contains:

Gemcitabine 1,000 mg	1,136 mg
equivalent to Gemcitabine HCl USP	900 mg
Sodium Chloride	
Hydrochloric acid and	
Sodium hydroxide added to adjust pH. q.s.	

Usual Dosage: See prescribing information.
Do NOT remove or add medication to IV bag.

Store at 20°C to 25°C (68°F to 77°F); excursions permitted between 15°C and 30°C (59°F and 86°F).
[see USP Controlled Room Temperature]. Do not Freeze

Distributed by:
Sun Pharmaceutical Industries, Inc.
Oranbury, NJ 08512

Manufactured by:
Sun Pharmaceutical Industries, Ltd.
Hald-Baroda Highway,
Hald-369 350, Gujarat, India

FIG. 64



FIG. 65

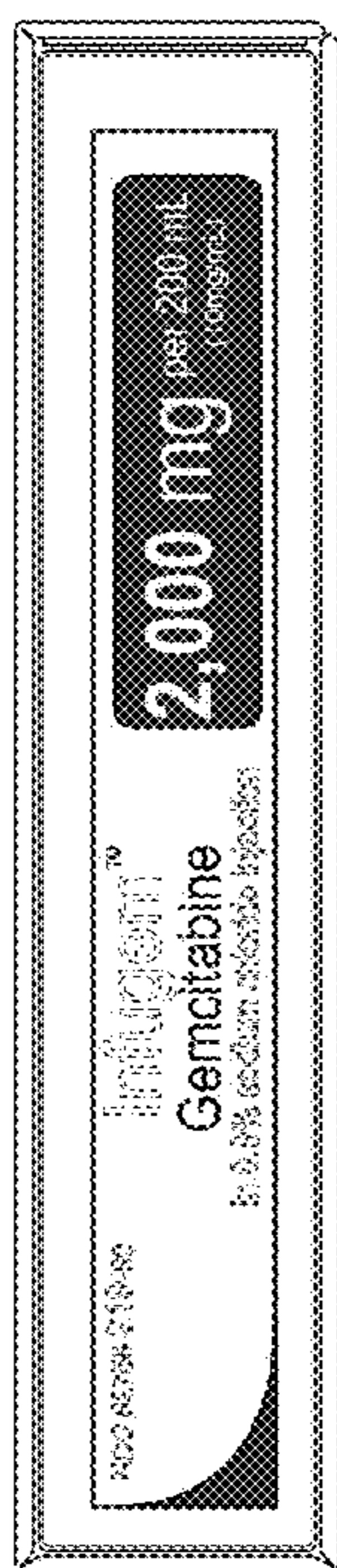


FIG. 67

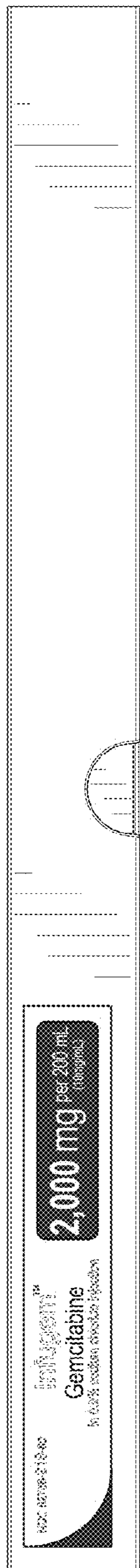


FIG. 68

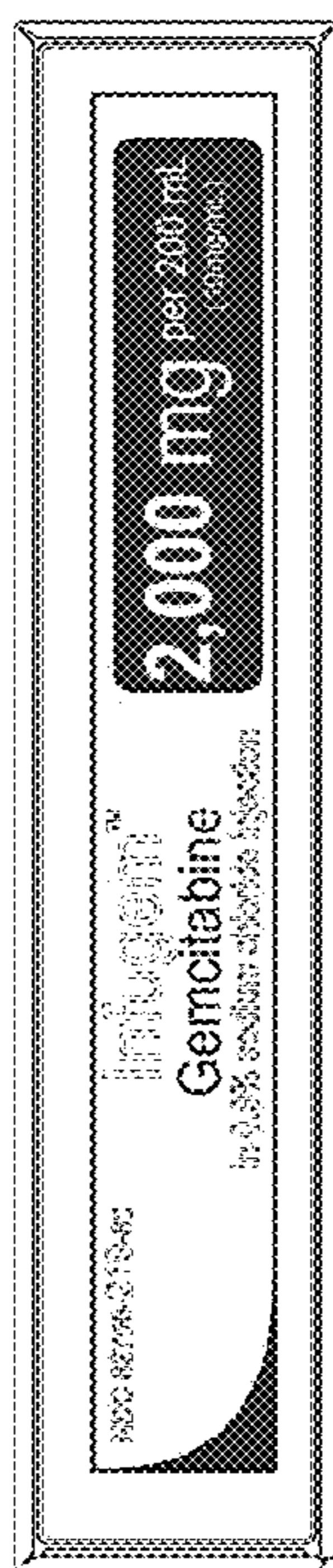


FIG. 69




FIG. 70




FIG. 71

NDC 32761-015-40

InfuGen™

Gemcitabine
in 0.9% sodium chloride injection

2,000 mg per 200 mL
(10 mg/mL)

Contains one sterile single-dose bag.

Preribed intravenous Solution

Do not remove unit from overwrap until ready to use.
Do not use if overwrap has been previously open or damaged.

The overwrap is a moisture and oxygen barrier.

Each 100 mL contains:

Gemcitabine 1,000 mg	1,135 mg
equivalent to Gemcitabine HCl USP	900 mg
Sodium Chloride	
Hydrochloric acid and	
Sodium hydroxide added to adjust pH. q.s.	

Usual Dosage: See prescribing information.
Do NOT remove or add medication to IV bag.

Store at 20°C to 25°C (68°F to 77°F); excursions permitted between 15°C and 30°C (59°F and 86°F).
[see USP Controlled Room Temperature]. Do not Freeze

Distributed by:
Sun Pharmaceutical Industries, Inc.
Oranbury, NJ 08512

Manufactured by:
Sun Pharmaceutical Industries, Ltd.
Hald-Baroda Highway,
Hald-369 350, Gujarat, India

FIG. 72

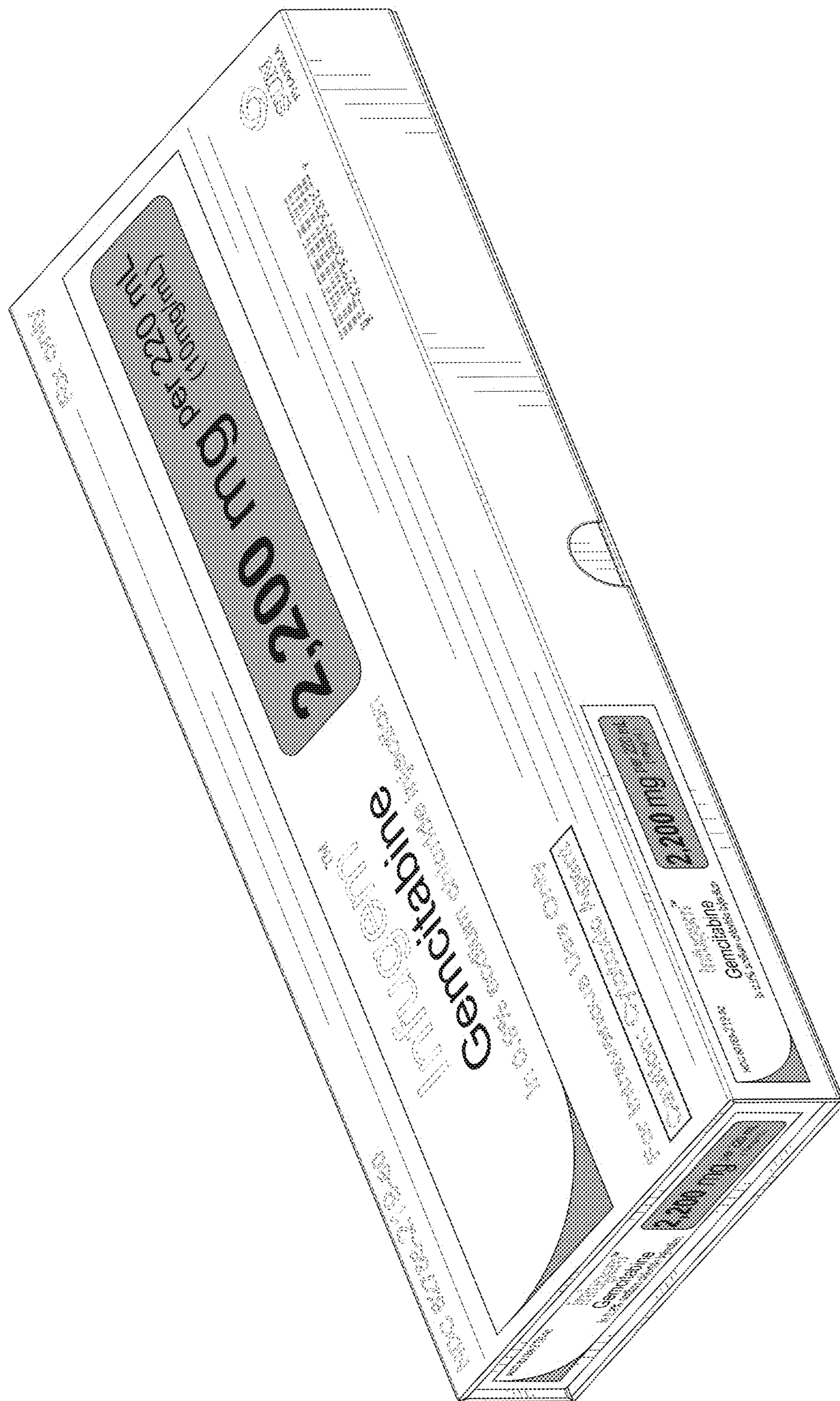


FIG. 73

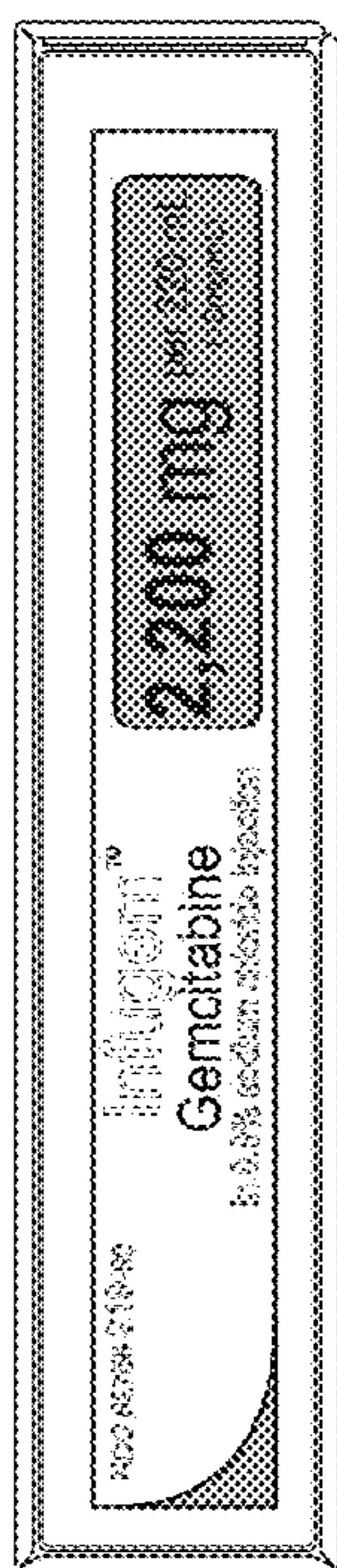


FIG. 75

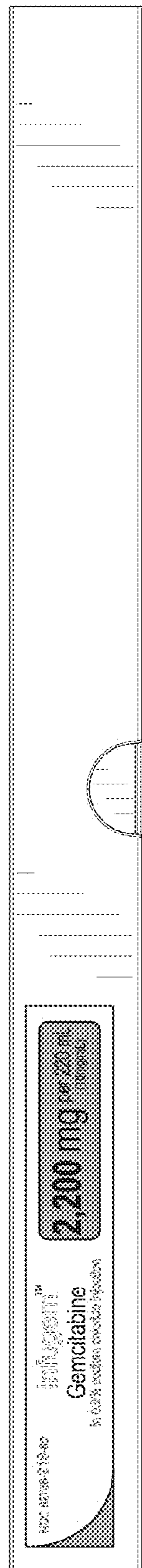


FIG. 76

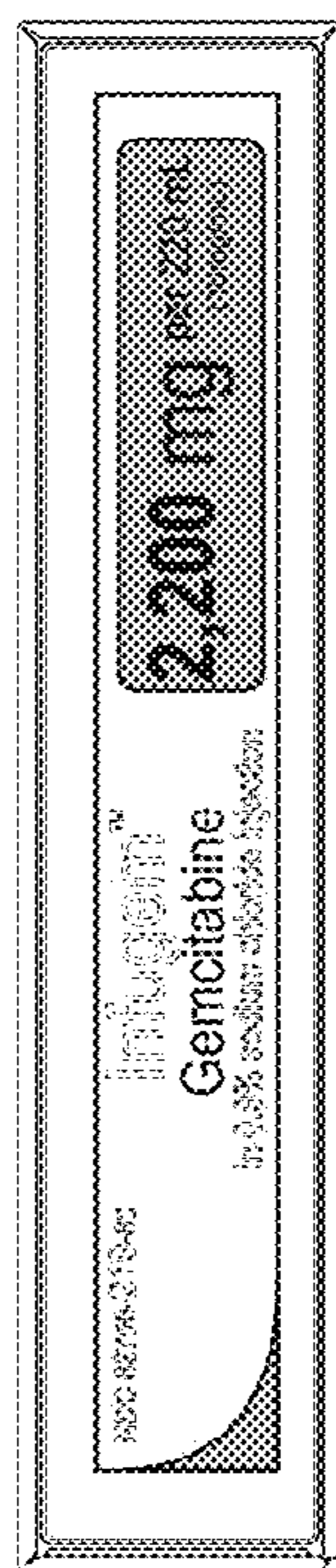


FIG. 77




FIG. 78

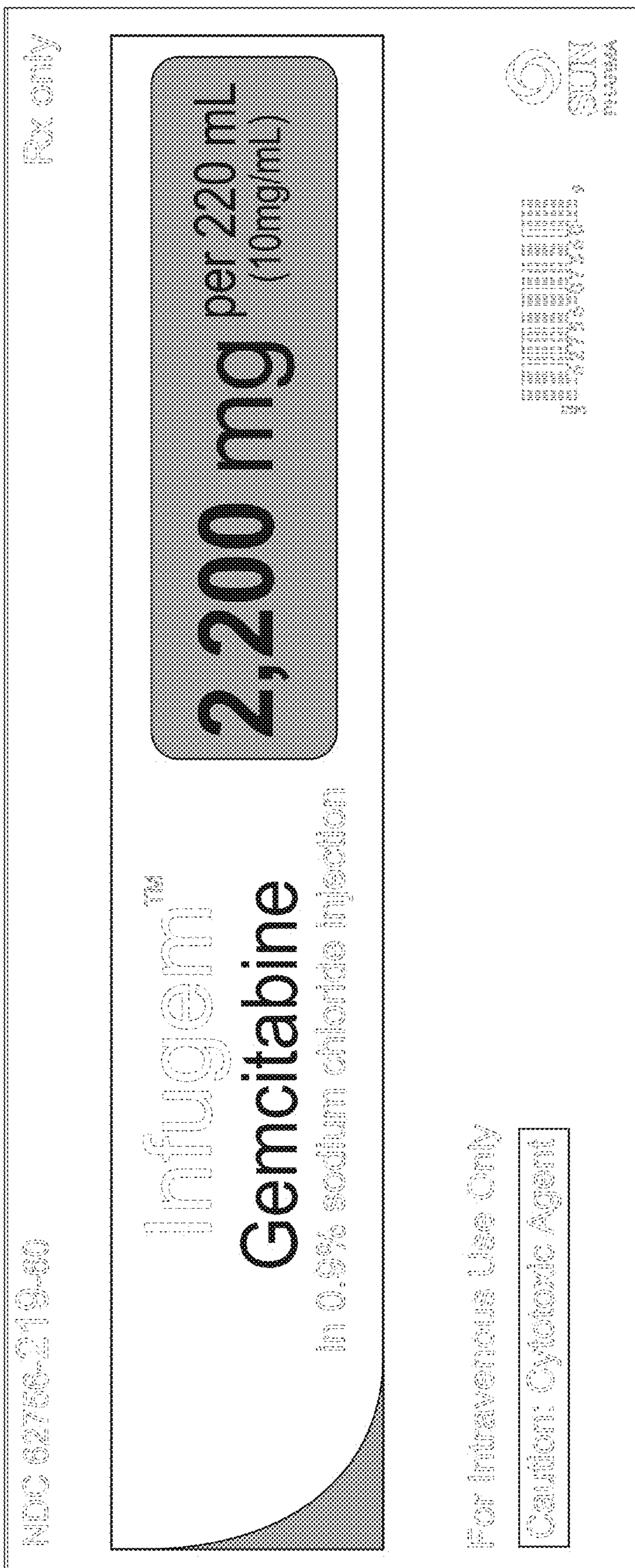


FIG. 79

NDC 42765-015-40

Infigen™
Ganciclovir
In 0.9% sterile ophthalmic solution

2,200 mg

Contains one sterile single-dose bag.

Premixed Intravenous Solution

Do not remove unit from overwrap until ready to use.
Do not use if overwrap has been previously open or damaged.

The overwrap is a moisture and oxygen barrier.

Each 100 mL contains:

Ganciclovir 1,000 mg	1,135 mg	
equivalent to Ganciclovir HCl USP		900 mg
Sodium Chloride		
Hydrochloric acid and		
Sodium hydroxide added to adjust pH, q.s.		

Usual Dosage: See prescribing information.
Do NOT remove or add medication to IV bag.

Store at 20°C to 25°C (68°F to 77°F); excursions permitted between 15°C and 30°C (59°F and 86°F).
[see USP Controlled Room Temperature]. Do not Freeze

Distributed by:
Sun Pharmaceutical Industries, Inc.
Oranbury, NJ 08512

Manufactured by:
Sun Pharmaceutical Industries, Ltd.
Hald-Baroda Highway,
Hald-369 360, Gujarat, India

FIG. 80