



US00D925311S

(12) **United States Design Patent** (10) **Patent No.:** **US D925,311 S**  
**Sato et al.** (45) **Date of Patent:** **\*\* Jul. 20, 2021**

(54) **BINDING TOOL**  
(71) Applicant: **MAX CO., LTD.**, Tokyo (JP)  
(72) Inventors: **Masaki Sato**, Tokyo (JP); **Takeo Hattori**, Tokyo (JP)  
(73) Assignee: **MAX CO., LTD.**, Tokyo (JP)  
(\*\*) Term: **15 Years**

2008/0092981 A1\* 4/2008 Hillegonds ..... B21F 9/02  
140/93.4  
2008/0104886 A1\* 5/2008 Nakamura ..... B65B 13/305  
47/1.01 S  
2015/0181810 A1\* 7/2015 Cho ..... A01G 17/085  
227/120  
2016/0230907 A1\* 8/2016 Kitago ..... B65D 63/00  
2017/0359971 A1\* 12/2017 Hayashi ..... A01G 17/085  
2017/0361960 A1\* 12/2017 Taguchi ..... B65B 13/185  
2018/0099768 A1\* 4/2018 Takemura ..... B65B 13/345

(21) Appl. No.: **29/725,051**  
(22) Filed: **Feb. 21, 2020**  
(30) **Foreign Application Priority Data**

Aug. 23, 2019 (JP) ..... 2019-018680  
(51) **LOC (13) Cl.** ..... **08-05**  
(52) **U.S. Cl.**  
USPC ..... **D8/44; D8/4**  
(58) **Field of Classification Search**  
USPC ..... D8/4, 5, 44, 51, 61  
CPC ..... B65B 13/185; B65B 13/08; B65B 13/04;  
B65B 13/345; B65B 3/183; B65B 27/105  
See application file for complete search history.

**OTHER PUBLICATIONS**

FUNTECK Play tying tool, Published for sale on amazon.com.  
Reviewed Aug. 27, 2019.\*

\* cited by examiner

*Primary Examiner* — Philip S Hyder  
(74) *Attorney, Agent, or Firm* — Rothwell, Figg, Ernst & Manheck, P.C.

(56) **References Cited**

**U.S. PATENT DOCUMENTS**

D408,698 S \* 4/1999 Chen ..... D8/44  
6,382,289 B1 \* 5/2002 Jho ..... A01G 17/085  
156/468  
D763,350 S \* 8/2016 Whittail ..... D18/56  
9,736,997 B2 \* 8/2017 Cho ..... A01G 17/085  
D828,124 S \* 9/2018 Miwa ..... D8/4  
10,717,555 B2 \* 7/2020 Ishiguro ..... A01G 17/085  
10,875,672 B2 \* 12/2020 Taguchi ..... B65B 13/345  
2004/0237805 A1 \* 12/2004 Hayashi ..... B65B 13/345  
100/1  
2005/0028497 A1 \* 2/2005 Hayashi ..... A01G 17/085  
53/592  
2007/0089801 A1 \* 4/2007 Hillegonds ..... B21F 9/02  
140/93.4

(57) **CLAIM**

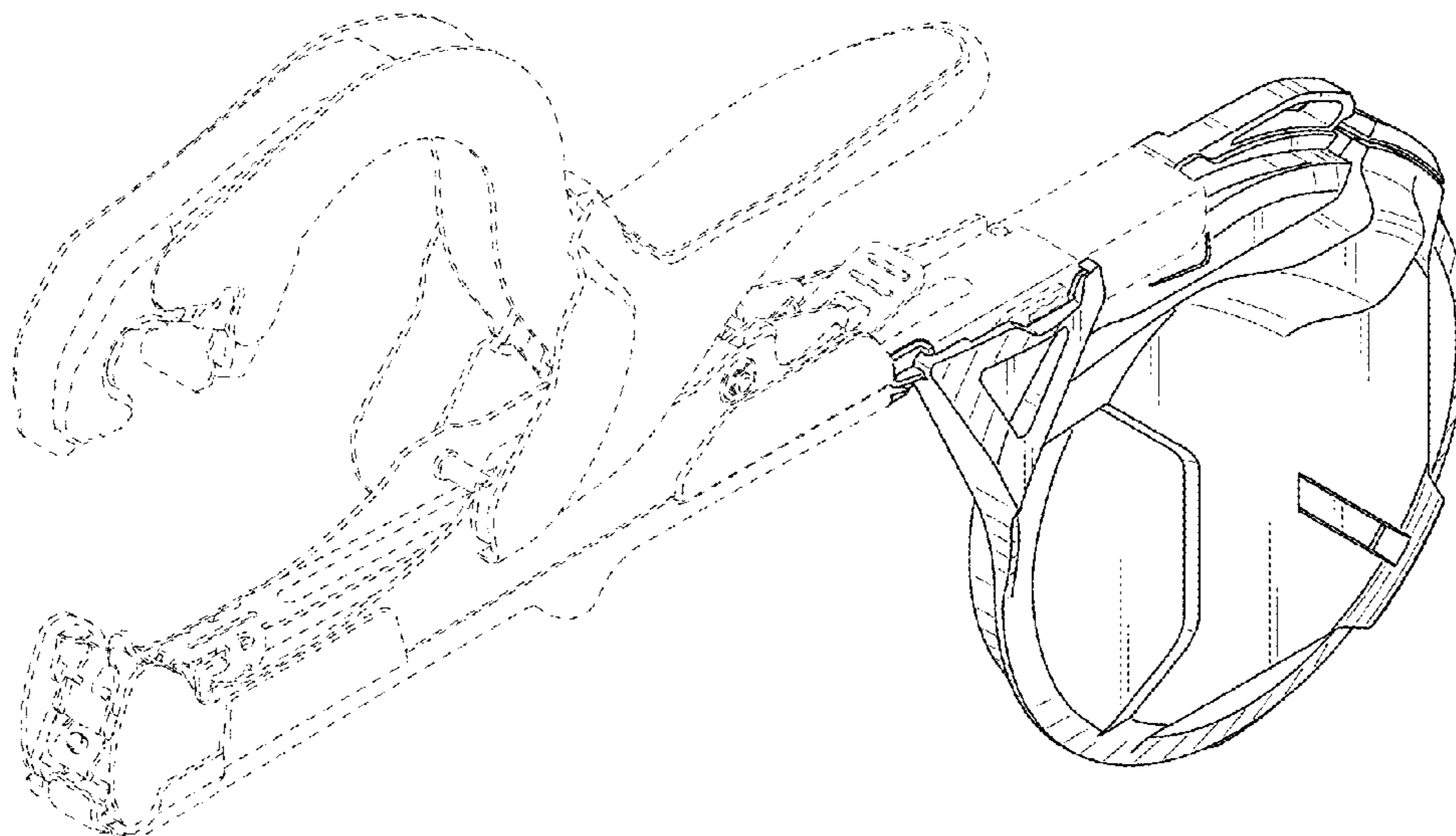
The ornamental design for a binding tool, as shown and described.

**DESCRIPTION**

FIG. 1 is a perspective view of the front, top and left side of a binding tool showing our new design;  
FIG. 2 is a perspective view of the rear, top and right side thereof;  
FIG. 3 is a front view thereof;  
FIG. 4 is a rear view thereof;  
FIG. 5 is a left side view thereof;  
FIG. 6 is a right side view thereof;  
FIG. 7 is a top view thereof; and,  
FIG. 8 is a bottom view thereof.

The broken line showing of the binding tool is included for the purpose of illustrating portions of the binding tool and forms no part of the claimed design.

**1 Claim, 6 Drawing Sheets**



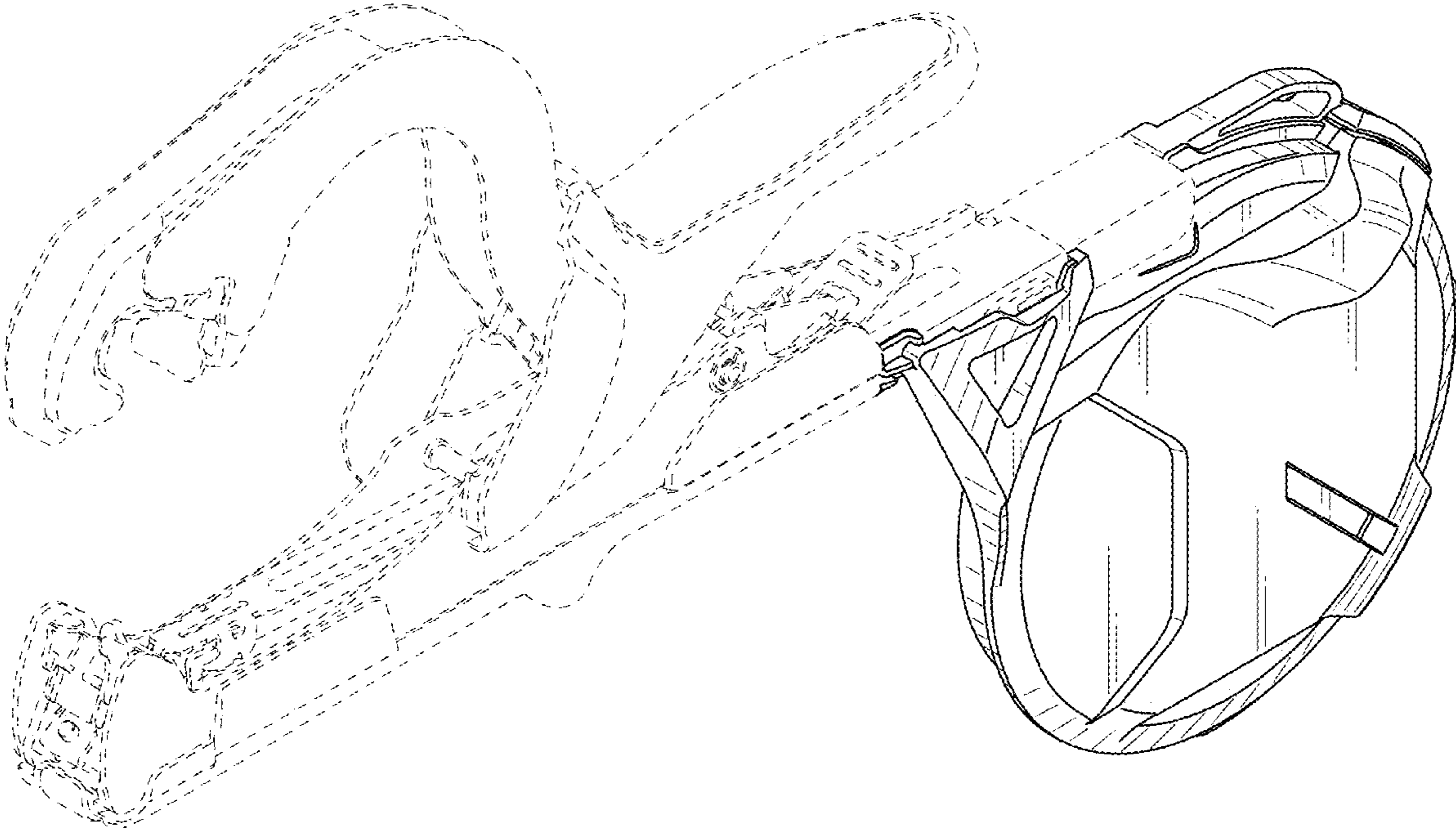


FIG. 1

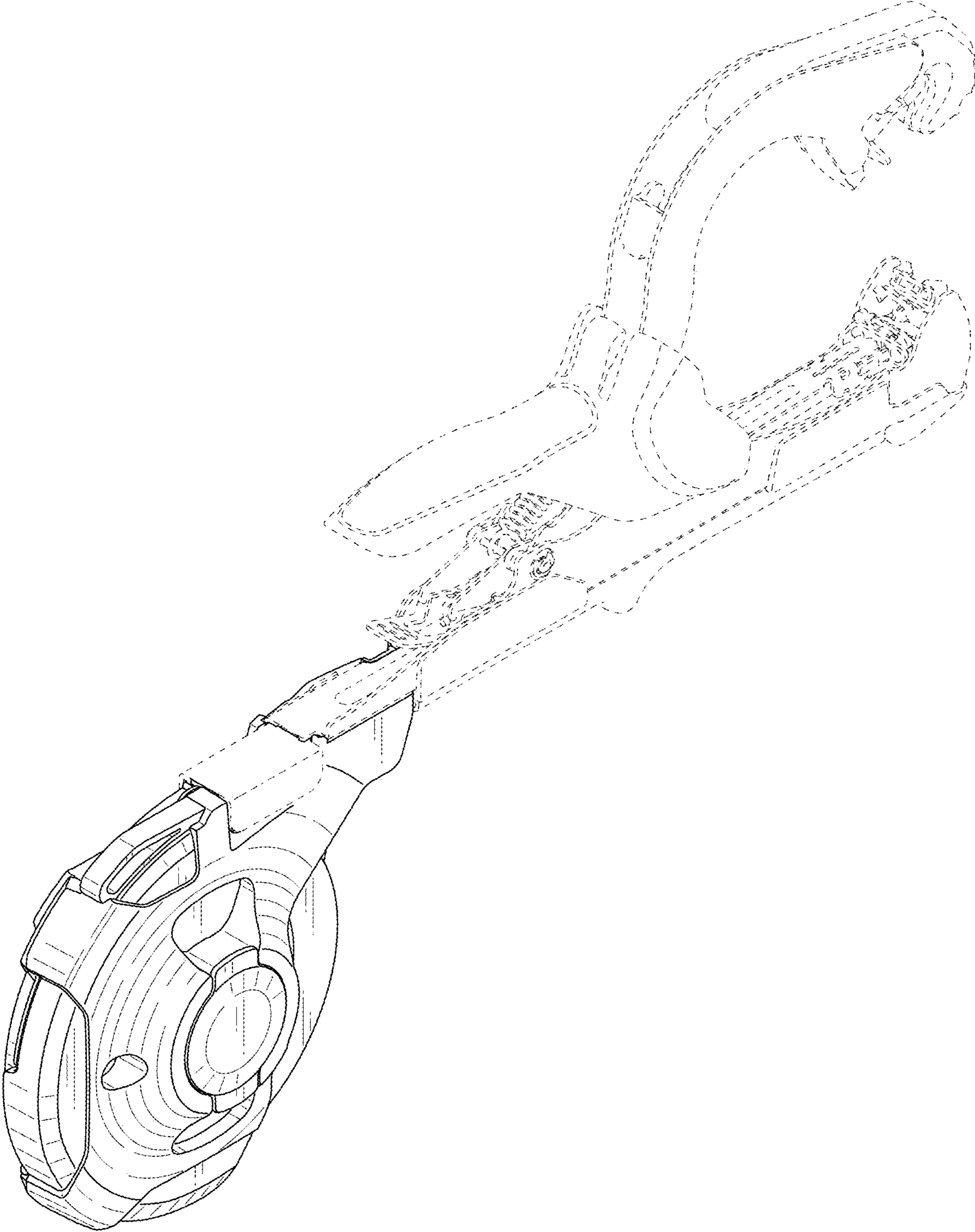


FIG. 2

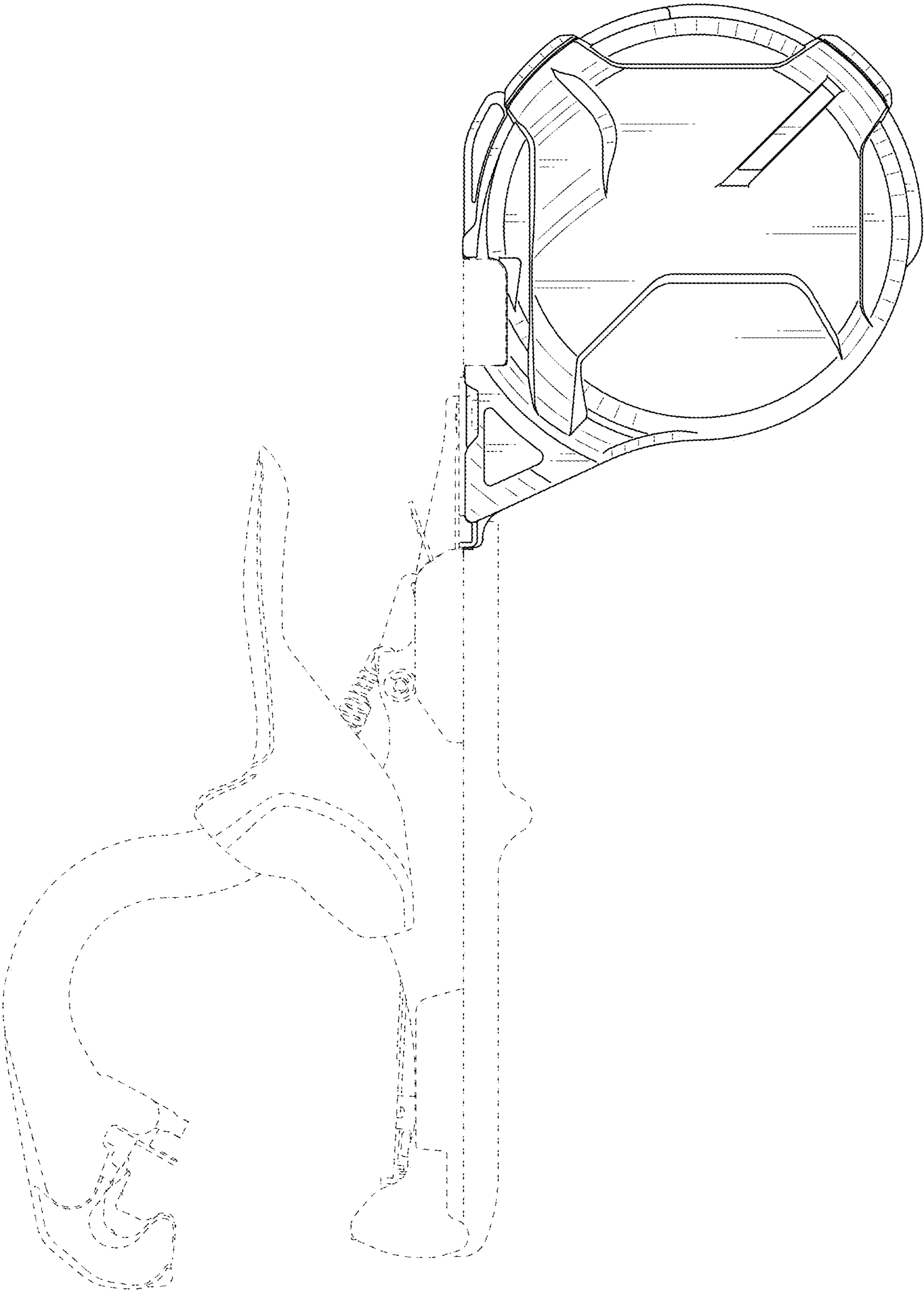


FIG. 3

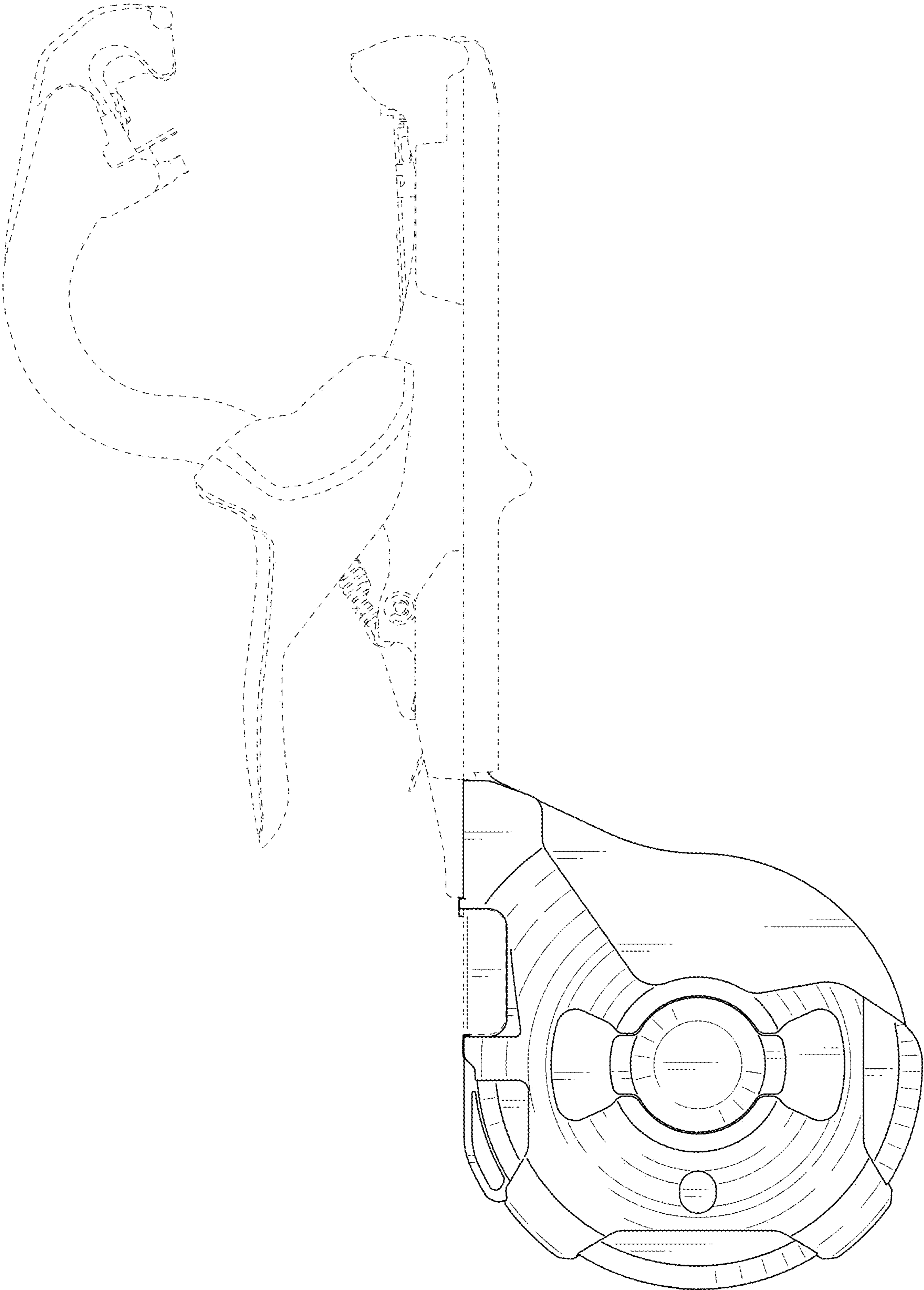
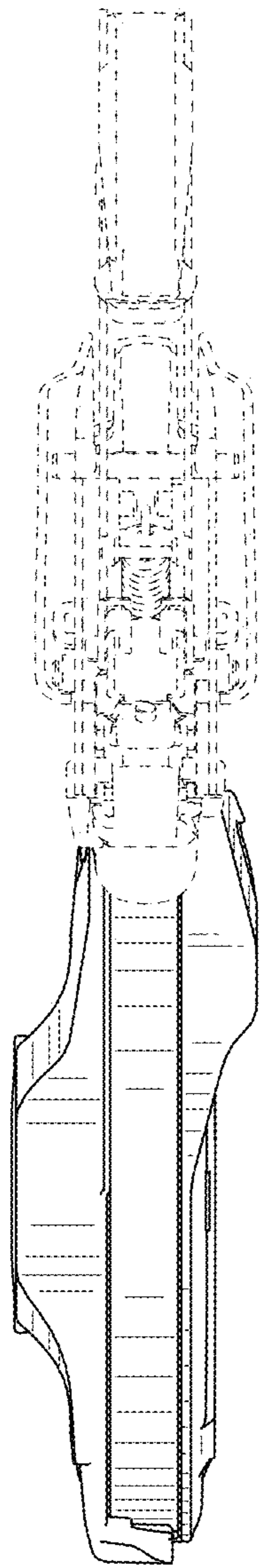
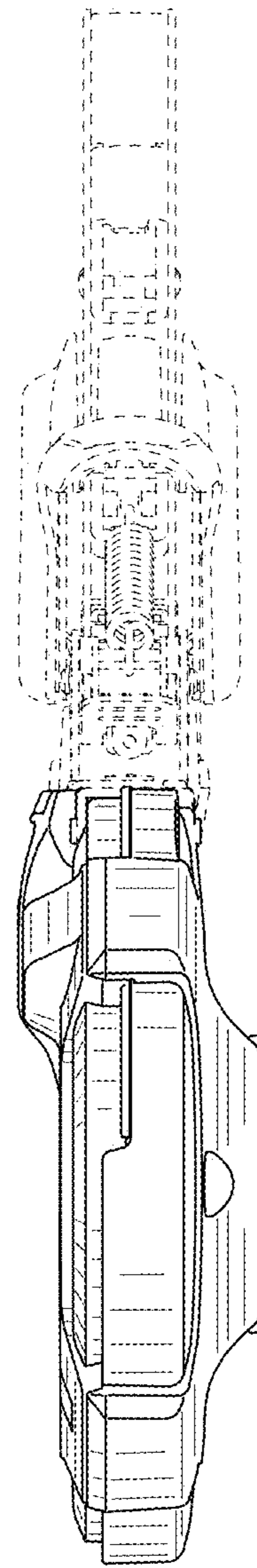


FIG. 4



**FIG. 5**



**FIG. 6**

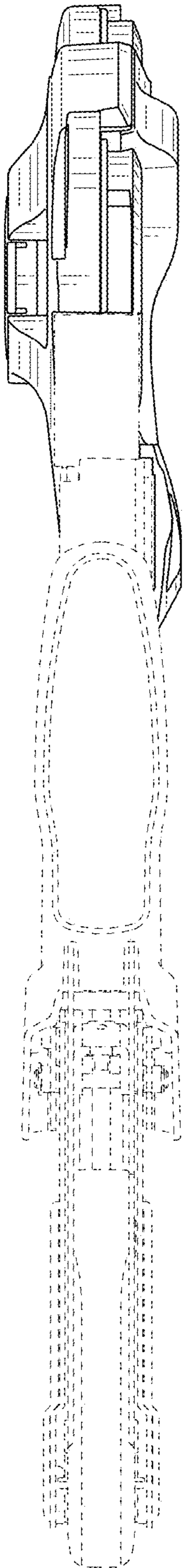


FIG. 7

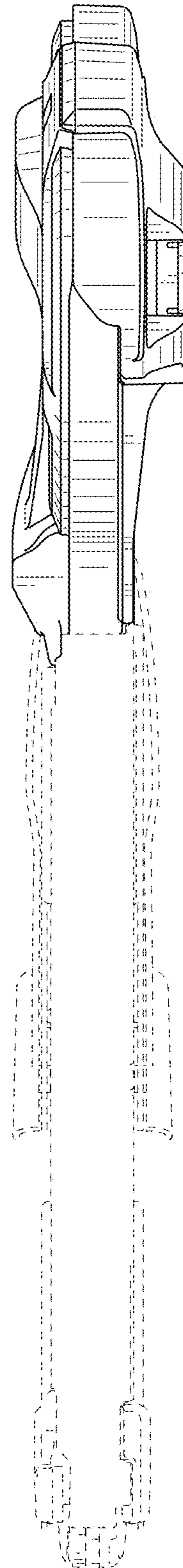


FIG. 8