



US00D925308S

(12) **United States Design Patent**
Chumchal

(10) **Patent No.:** **US D925,308 S**

(45) **Date of Patent:** **** Jul. 20, 2021**

(54) **UTILITY TOOL**

(71) Applicant: **Kyle Chumchal**, Fletcher, NC (US)

(72) Inventor: **Kyle Chumchal**, Fletcher, NC (US)

(73) Assignee: **Microtech Knives, Inc.**, Bradford, PA (US)

(**) Term: **15 Years**

(21) Appl. No.: **29/770,219**

(22) Filed: **Feb. 10, 2021**

Related U.S. Application Data

(62) Division of application No. 29/710,396, filed on Oct. 23, 2019, now Pat. No. Des. 913,760.

(51) **LOC (13) Cl.** **08-05**

(52) **U.S. Cl.**
USPC **D8/14; D22/117**

(58) **Field of Classification Search**
USPC D8/14, 47, 105, 107; D26/49; D19/154, D19/155, 156, 168, 173; D22/117, 118; D15/139
CPC B42K 29/18; F41B 13/00; F41B 13/08
See application file for complete search history.

(56) **References Cited**

U.S. PATENT DOCUMENTS

5,611,615 A * 3/1997 Jang A63B 29/08
362/109
6,761,467 B2 * 7/2004 Matthews F21L 4/005
362/202

D534,671 S * 1/2007 Kim D26/49
D627,392 S * 11/2010 Graff D19/169
D697,782 S * 1/2014 Lee D8/107
D703,751 S * 4/2014 Schweig D19/168
8,757,830 B2 6/2014 Gross et al.
D728,838 S * 5/2015 Maglica D26/49
D738,020 S * 9/2015 Sheikh D26/38
D744,590 S * 12/2015 Heusinger D19/154
9,255,706 B2 2/2016 Gross et al.
D751,881 S * 3/2016 Hicks D8/98
D797,191 S * 9/2017 Schnug D19/171
D813,005 S * 3/2018 Dovellos D8/303
D826,328 S * 8/2018 Bo D19/173
D841,761 S 2/2019 Lin
10,549,571 B1 2/2020 Abel
2020/0256634 A1 8/2020 Salvitti

* cited by examiner

Primary Examiner — Philip S Hyder

(74) *Attorney, Agent, or Firm* — Steve LeBlanc, LLC

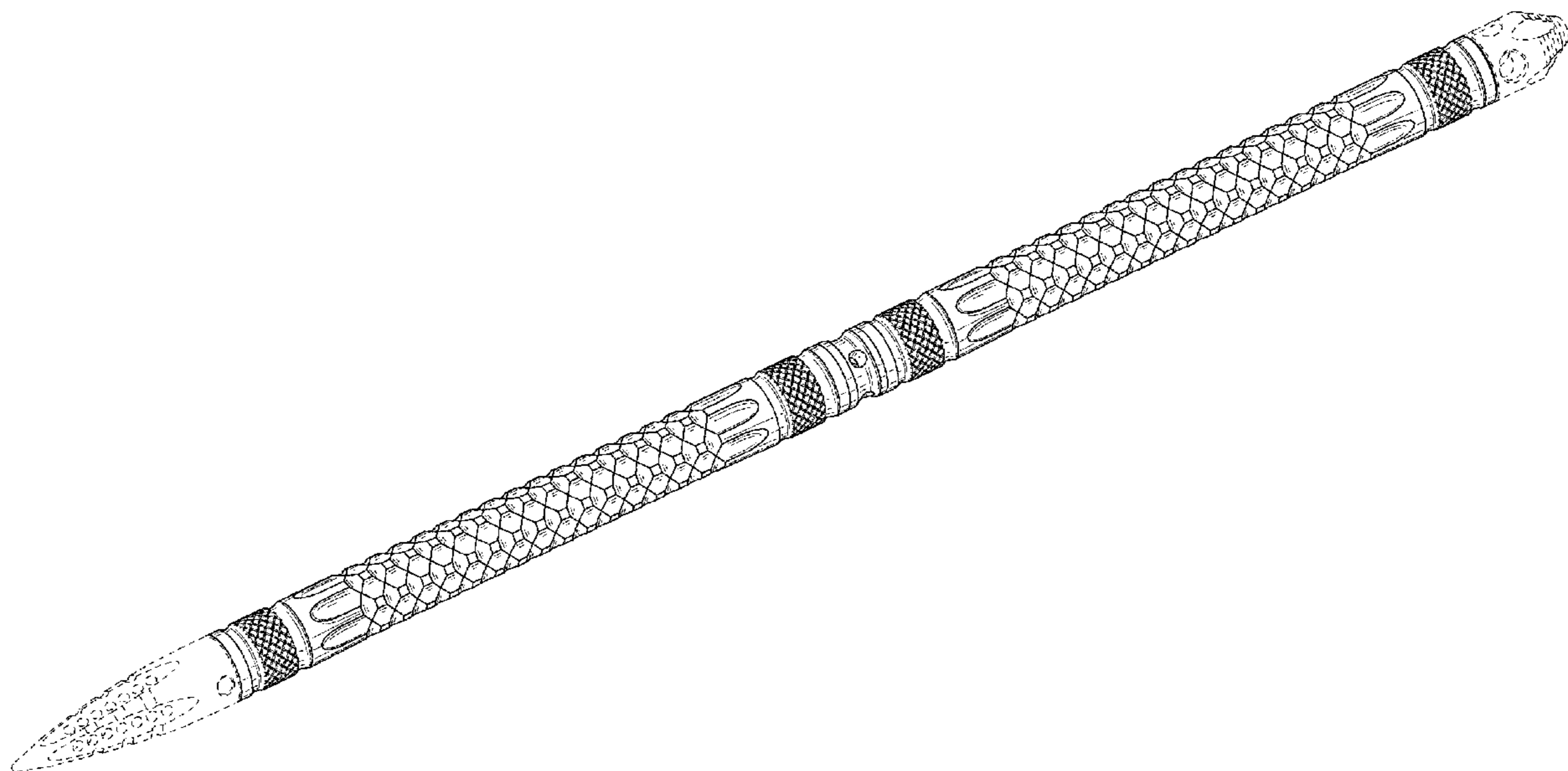
(57) **CLAIM**

The ornamental design for a utility tool, as shown and described.

DESCRIPTION

FIG. 1 is a perspective view of utility tool showing the new design;
FIG. 2 is a side elevation view thereof;
FIG. 3 is a right end elevation view thereof; and,
FIG. 4 is a left end elevation view thereof.
The broken lines depict portions of the utility tool in which the design is embodied that are not considered part of the claimed design.

1 Claim, 3 Drawing Sheets



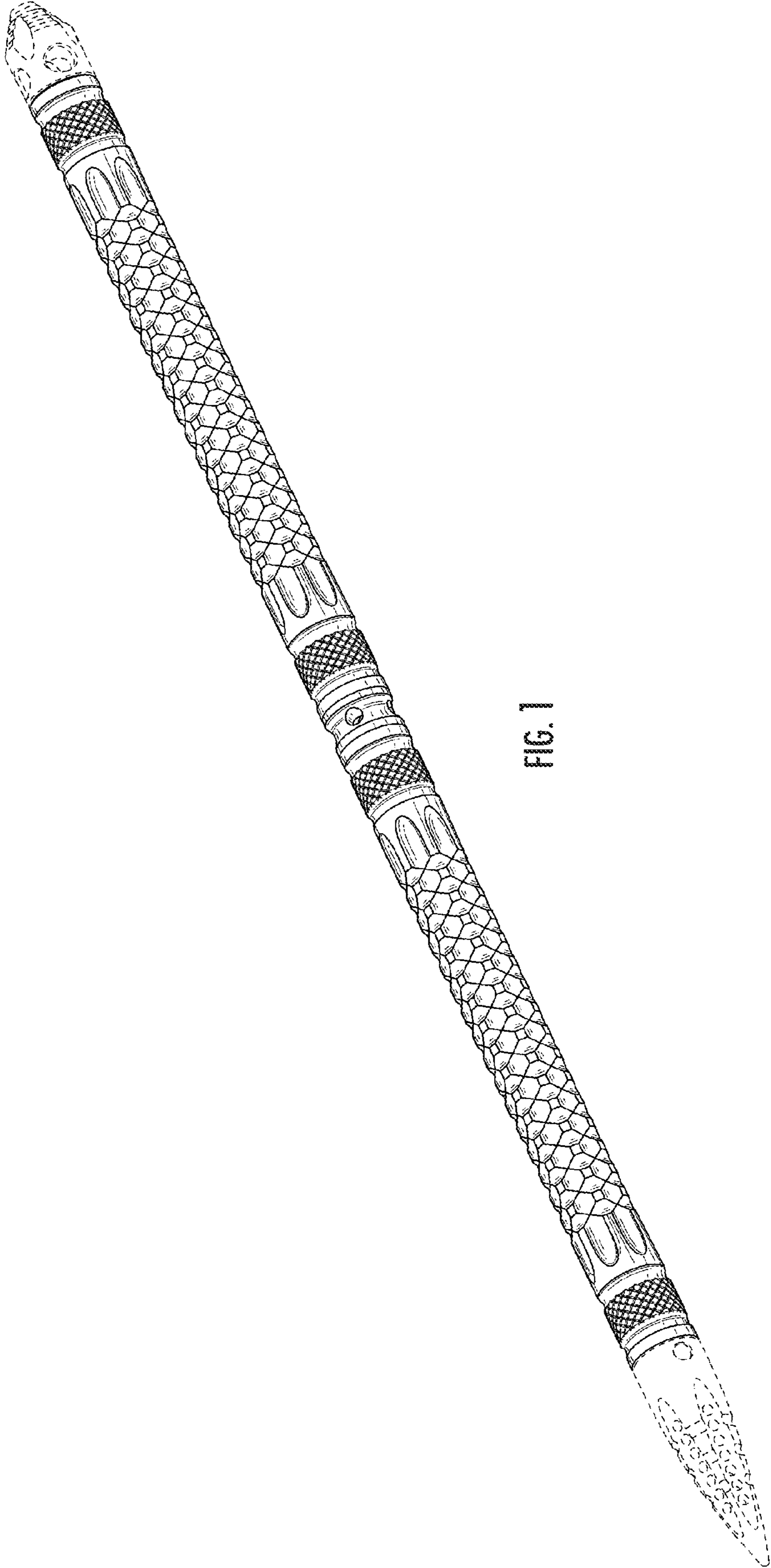


FIG. 1

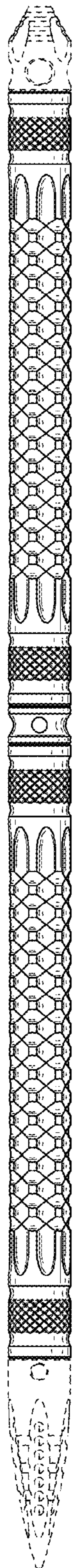


FIG. 2

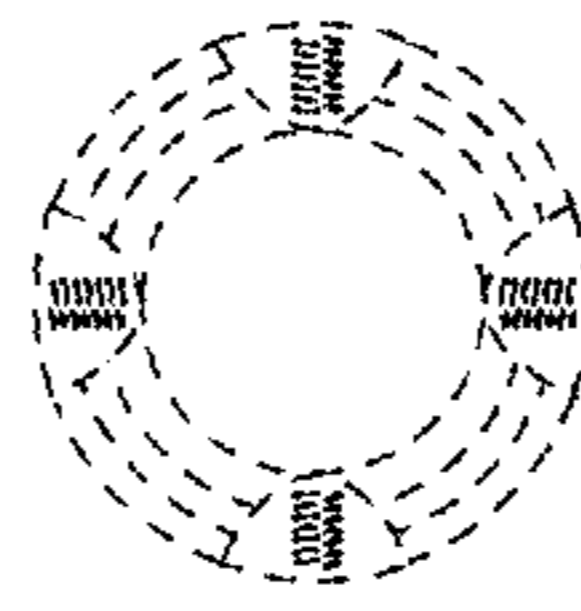


FIG. 3

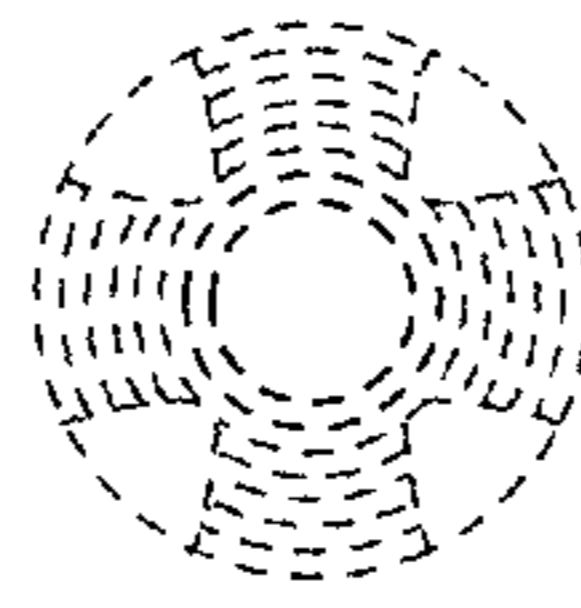


FIG. 4