



US00D925305S

(12) **United States Design Patent** (10) **Patent No.:** **US D925,305 S**
Istrate (45) **Date of Patent:** **** Jul. 20, 2021**

(54) **KITCHEN ORGANIZER**

(71) Applicant: **Cristian Istrate**, Sibiu (RO)

(72) Inventor: **Cristian Istrate**, Sibiu (RO)

(**) Term: **15 Years**

(21) Appl. No.: **29/719,525**

(22) Filed: **Jan. 6, 2020**

(51) **LOC (13) Cl.** **07-07**

(52) **U.S. Cl.**

USPC **D7/701**

(58) **Field of Classification Search**

USPC D7/601, 602, 701, 703, 705, 706, 707,
D7/708, 708.1; D3/201, 273, 295;
D6/672, 675, 675.1, 675.2, 675.3, 675.5,
D6/678, 678.1, 678.2, 682, 682.1, 682.3,
D6/682.4, 683, 683.1, 702, 705; D9/414,
D9/423, 424, 455, 751, 757, 761
CPC A47B 73/00; A47B 73/006; A47B 88/00;
A47B 88/40; A47B 2210/06; A47B
2210/07; A47B 2210/08; A45C 11/20;
A47G 19/2255; A47G 19/2261; A47G
19/32; A47G 21/001; A47G 23/02; A47G
23/0208; A47G 23/0216; A47G 23/0225;
A47G 23/0258; A47G 23/0266; A47G
23/0316; A47G 23/06; A47G 23/0641;
A47G 2023/0283; A47G 29/093; A47J
47/14; A47J 47/16

See application file for complete search history.

(56) **References Cited**

U.S. PATENT DOCUMENTS

D111,519 S * 9/1938 McCune D6/678.2
D300,489 S * 4/1989 Antonellis D6/678.2
D729,059 S * 5/2015 Taylor D9/432
D836,367 S * 12/2018 Johnson D6/675.3

OTHER PUBLICATIONS

Design No. 3025276, Jul. 4, 2006—GB, Intellectual Property Office of the United Kingdom Publication Date—May 15, 2007 Owner—Harrison, Joseph DesignView, available at www.tmdn.org/tmdsview-web/welcome (Year: 2007).*

iDesign Linus Corner Cabinet Organizer, The Container Store, [online], [site visited Apr. 2, 2021], Available from internet URL: <https://www.containerstore.com/s/kitchen/pantry-organizers/idesign-linus-corner-cabinet-organizer/12d?productId=10027638&theme=tiered%20kitchen%20shelf&pos=7> (Year: 2021).*

* cited by examiner

Primary Examiner — Mary Ann Calabrese

Assistant Examiner — Natalya M Rapundalo


(57) **CLAIM**

The ornamental design for a kitchen organizer, as shown and described.

DESCRIPTION

FIG. 1 is a front/left/top perspective view of a kitchen organizer showing my new design;
FIG. 2 is a front elevation view thereof;
FIG. 3 is a rear elevation view thereof;
FIG. 4 is a left side elevation view thereof;
FIG. 5 is a right side elevation view thereof;
FIG. 6 is a top plan view thereof;
FIG. 7 is a bottom plan view thereof; and,
FIG. 8 is a rear/right/top perspective view.

1 Claim, 8 Drawing Sheets






FIG. 1

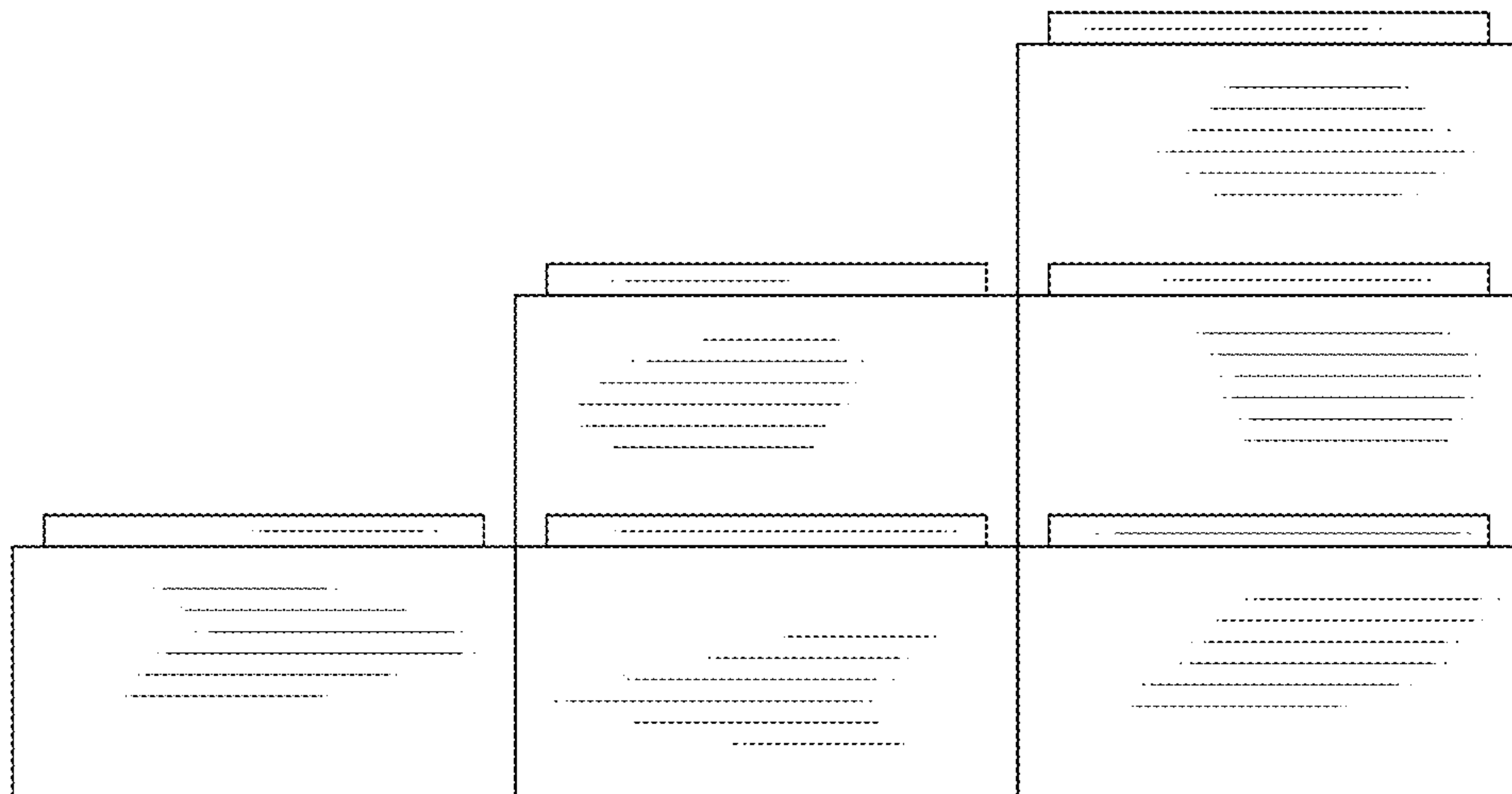


FIG. 2

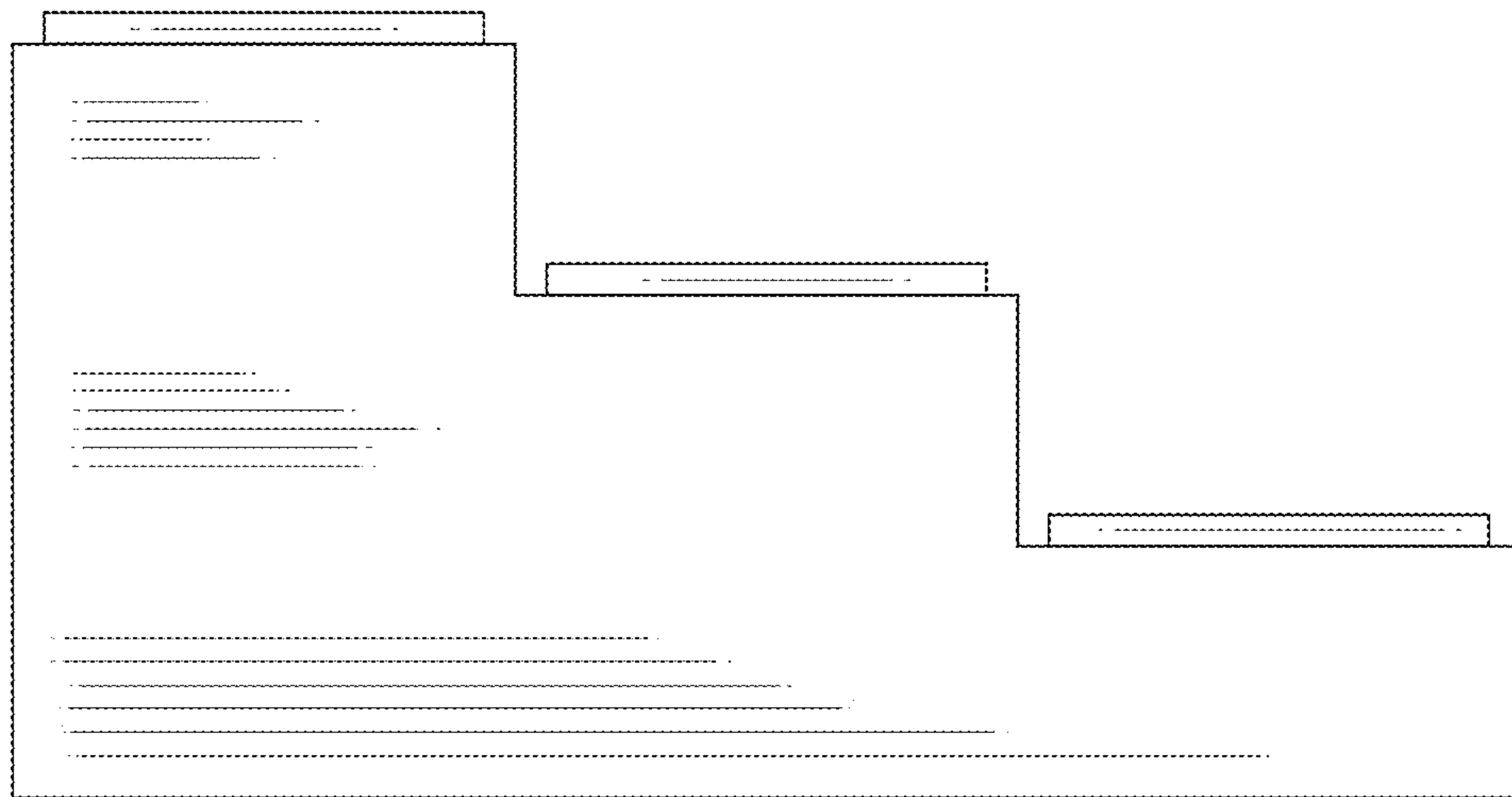


FIG. 3




FIG. 4

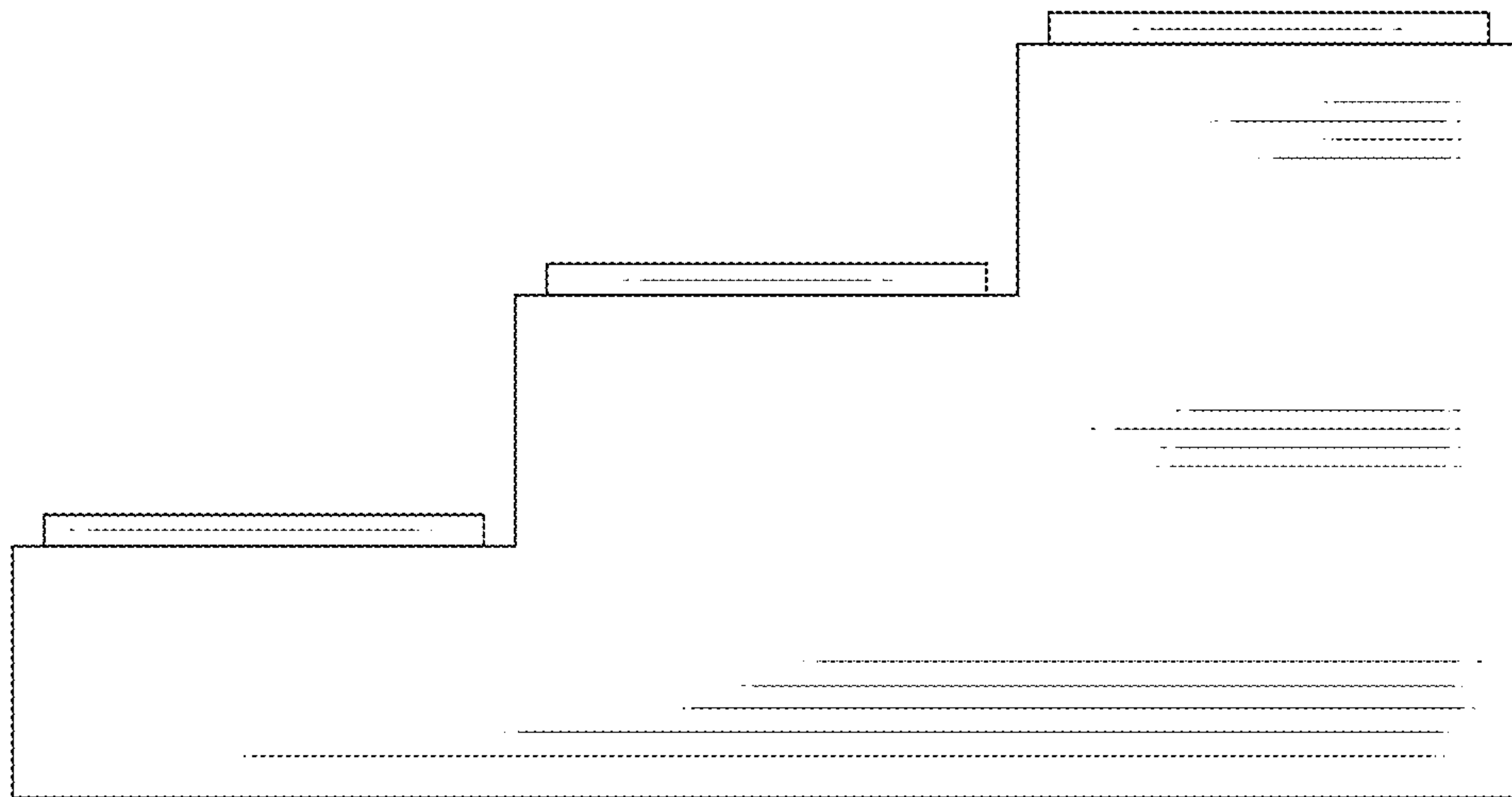


FIG. 5



FIG. 6




FIG. 7

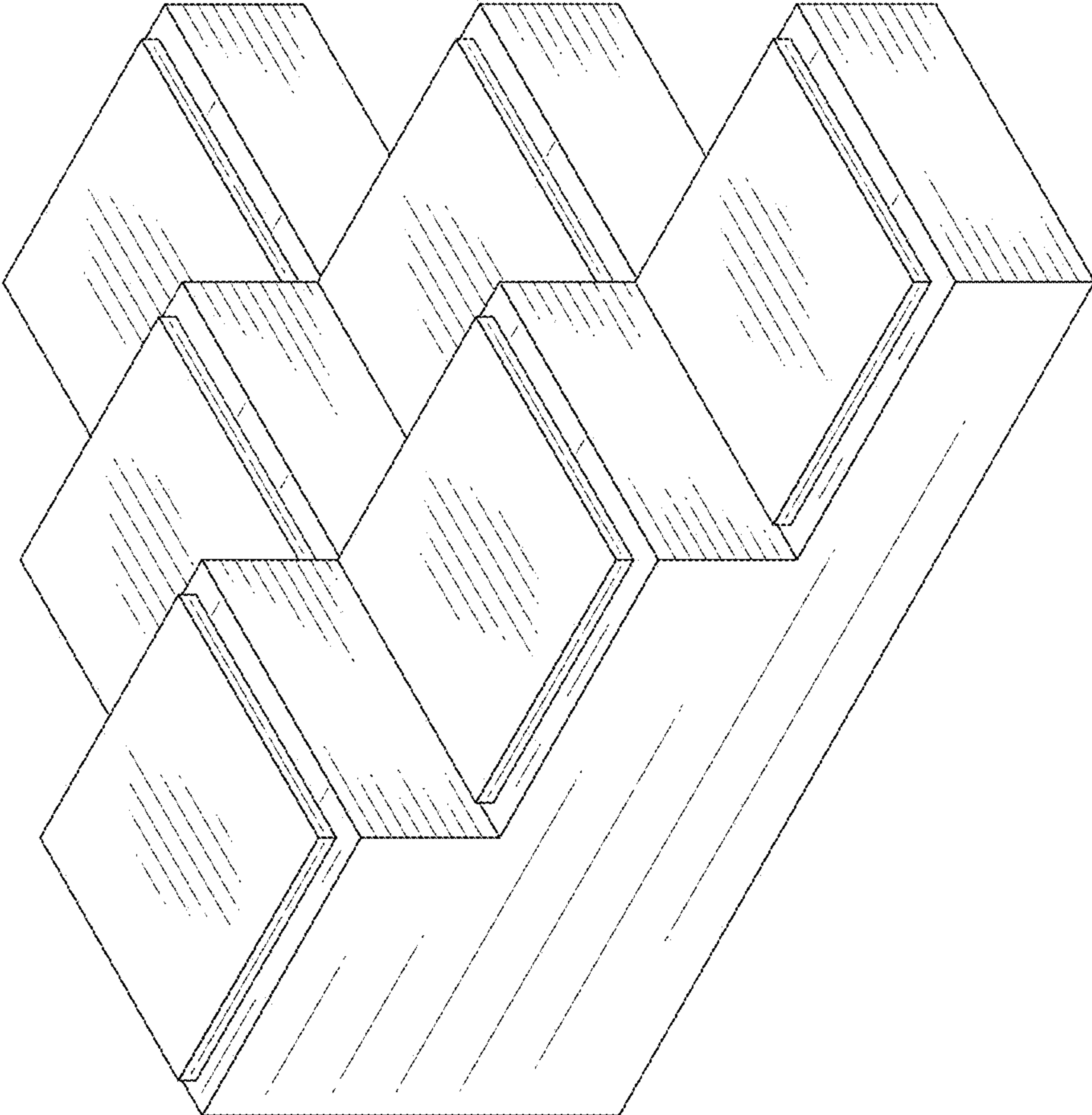


FIG. 8