



US00D925266S

(12) **United States Design Patent**
Xue

(10) **Patent No.:** **US D925,266 S**
(45) **Date of Patent:** **** Jul. 20, 2021**

(54) **BAKING BASKET**

(71) Applicant: **NINGBO TIANSHUO TECHNOLOGY CO., LTD**, Ningbo (CN)

(72) Inventor: **Bingrong Xue**, Ningbo (CN)

(73) Assignee: **Ningbo Tianshuo Technology Co., Ltd.**

(**) Term: **15 Years**

(21) Appl. No.: **29/706,912**

(22) Filed: **Sep. 25, 2019**

(51) **LOC (13) Cl.** **07-02**

(52) **U.S. Cl.**
USPC **D7/360**

(58) **Field of Classification Search**
USPC D7/323, 338, 352, 354, 355, 356, 357, D7/358, 359, 360, 361, 362, 363, 364, D7/365, 366, 367, 402, 407, 409; D9/736, 749, 755, 758, 760, 456
CPC .. A21B 3/00; A21B 3/13; A21B 3/131; A21B 3/132; A21B 3/135; A21B 3/136; A21B 3/137; A21B 3/15; A21B 5/00; A21B 5/02; A21B 5/04; A47J 27/00; A47J 36/00; A47J 36/02; A47J 36/06; A47J 36/16; A47J 36/24; A47J 36/022; A47J 36/027; A47J 37/00; A47J 37/01; A47J 37/04; A47J 37/06; A47J 37/10; A47J 37/07; A47J 37/0781; A47J 43/20
See application file for complete search history.

(56) **References Cited**

U.S. PATENT DOCUMENTS

D266,733 S * 11/1982 Reunanen D7/359
D373,285 S * 9/1996 Coroama D7/359
7,114,459 B2 * 10/2006 Schmidt A01K 1/0114
119/161
D778,104 S * 2/2017 Conlee D7/360
D817,070 S * 5/2018 Mirchandani D7/354

D817,073 S * 5/2018 Mirchandani D7/354
D883,023 S * 5/2020 Hollinger D7/391
D894,680 S * 9/2020 Prior D7/409
2012/0255538 A1 * 10/2012 Merritt A47J 37/0786
126/25 R
2013/0139707 A1 * 6/2013 Walling, III A47J 36/22
99/444

(Continued)

FOREIGN PATENT DOCUMENTS

CN 201630546718 * 11/2016

OTHER PUBLICATIONS

Thunder Group, announced © 2020 [online], retrieved Sep. 29, 2020, retrieved from internet, <https://www.acitydiscount.com/Thunder-Group-11-1-2-dia-x-14-1-2-H-Aluminum-Steamer-Basket-Set-ALST003.0.179565.1.1.htm>.*

(Continued)

Primary Examiner — Dana K Weiland
Assistant Examiner — Messina L Smith

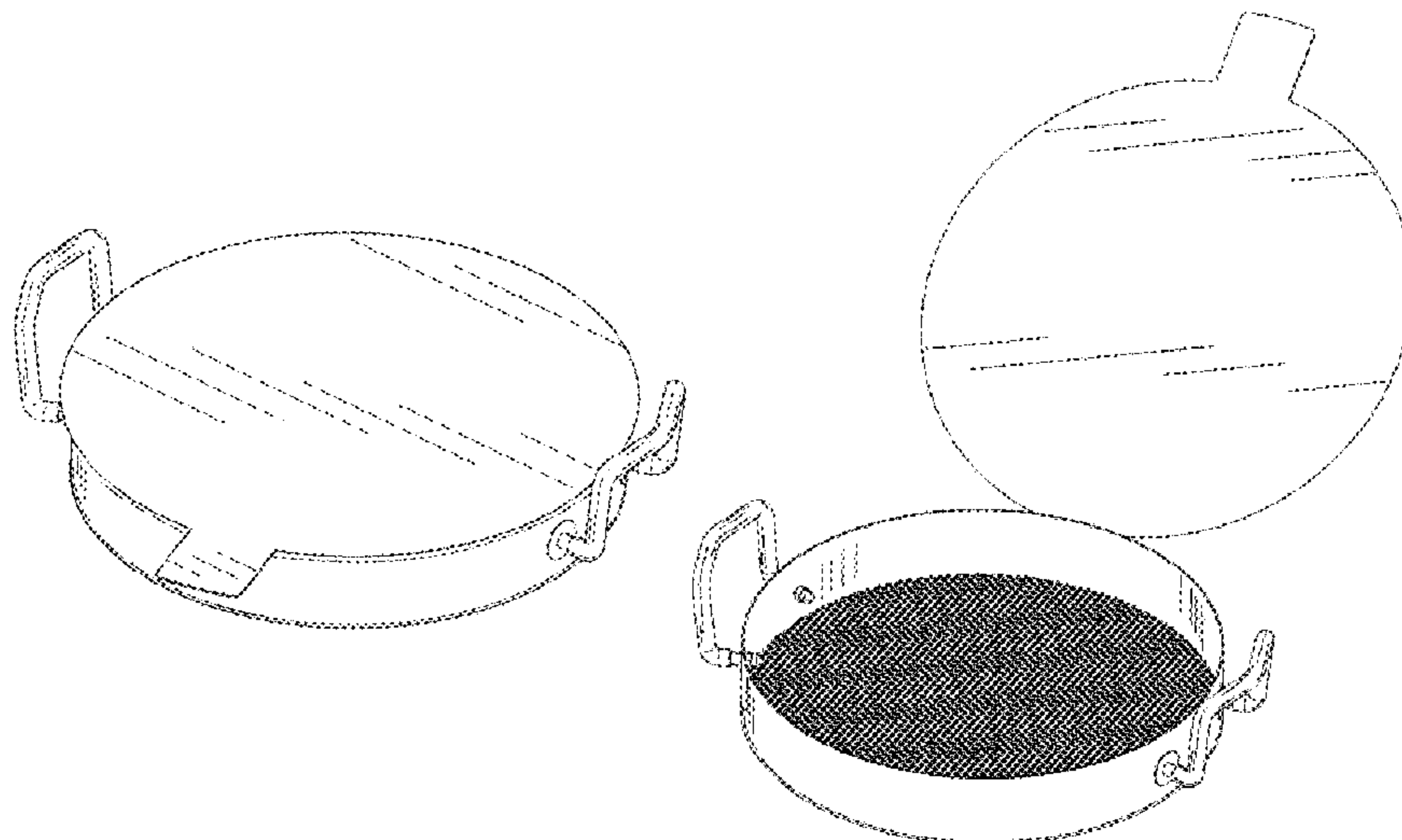
(57) **CLAIM**

The ornamental design for a baking basket, as shown and described.

DESCRIPTION

FIG. 1 is a perspective view of the baking basket showing my new design in a closed configuration;
FIG. 2 is another perspective view of the baking basket, shown in an open configuration;
FIG. 3 is a front view of the baking basket in FIG. 1;
FIG. 4 is a back view thereof;
FIG. 5 is a left side view thereof;
FIG. 6 is a right side view thereof;
FIG. 7 is a top view thereof; and,
FIG. 8 is a bottom view thereof.
The broken lines depict portions of the baking basket that form no part of the claimed design.

1 Claim, 8 Drawing Sheets



(56)

References Cited

U.S. PATENT DOCUMENTS

2014/0042170 A1* 2/2014 Correa A47J 27/04
220/573.1
2014/0048456 A1* 2/2014 Adams, Sr. B07B 1/06
209/325
2017/0265685 A1* 9/2017 Daniels A47J 43/20
2019/0126668 A1* 5/2019 Smith B44D 3/128
2020/0147645 A1* 5/2020 Goosen B07B 1/02

OTHER PUBLICATIONS

12 in. Non-Stick Crisper Tray, announced © 2000-2020 [online],
retrieved Sep. 29, 2020, retrieved from internet, <https://www.homedepot.com/p/The-Original-Copper-Pan-12-in-Non-Stick-Crisper-Tray-Air-Fryer-62604/304472052>.*

New Pizza Tray Pan Crisper Non-Stick Steel Copper Basket Chef
Baking Cookware, announced Aug. 12, 2020 [online], retrieved
Sep. 29, 2020, retrieved from internet, <https://www.ebay.com/itm/274400256282>.*

* cited by examiner

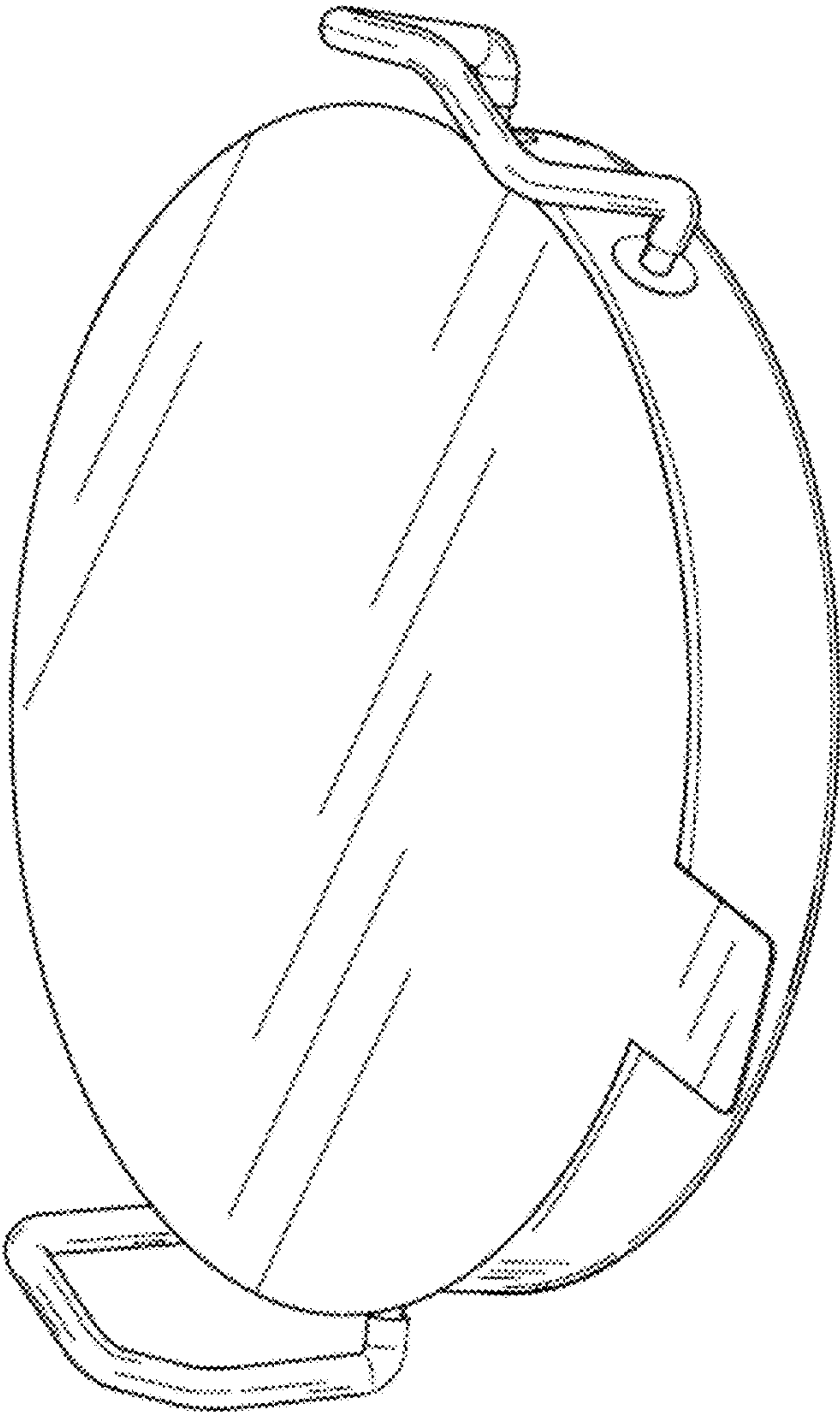


FIG.1

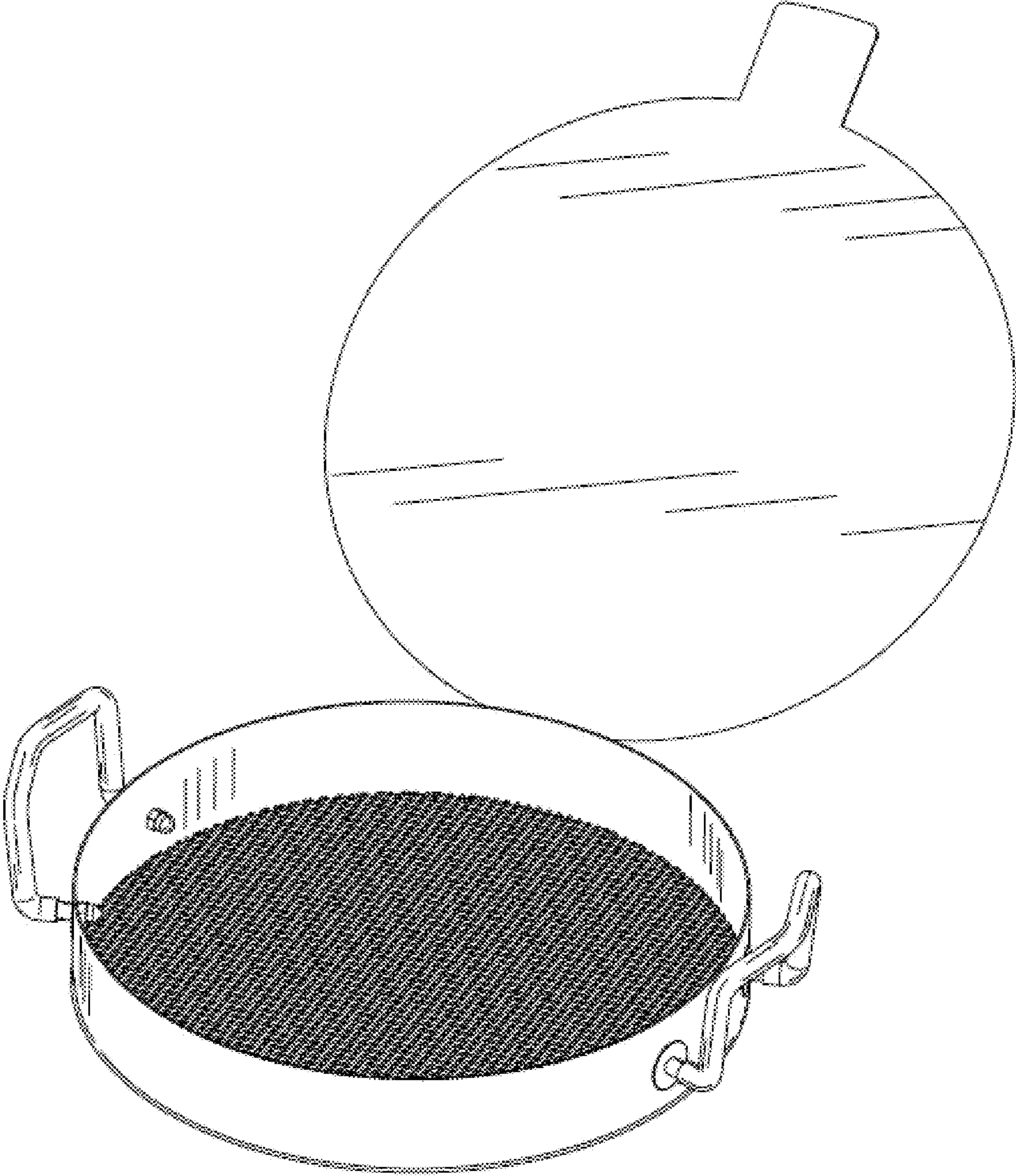


FIG.2

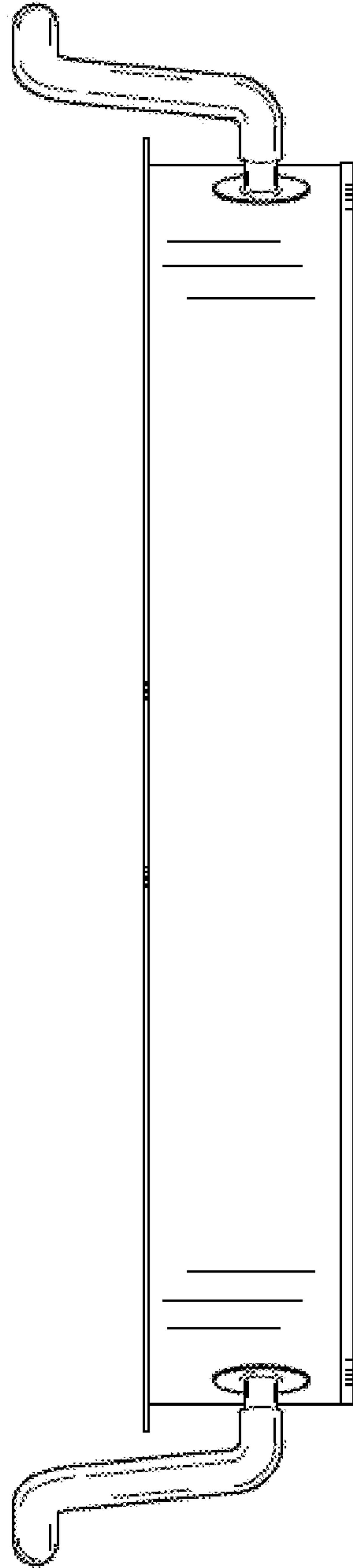


FIG.3




FIG.4

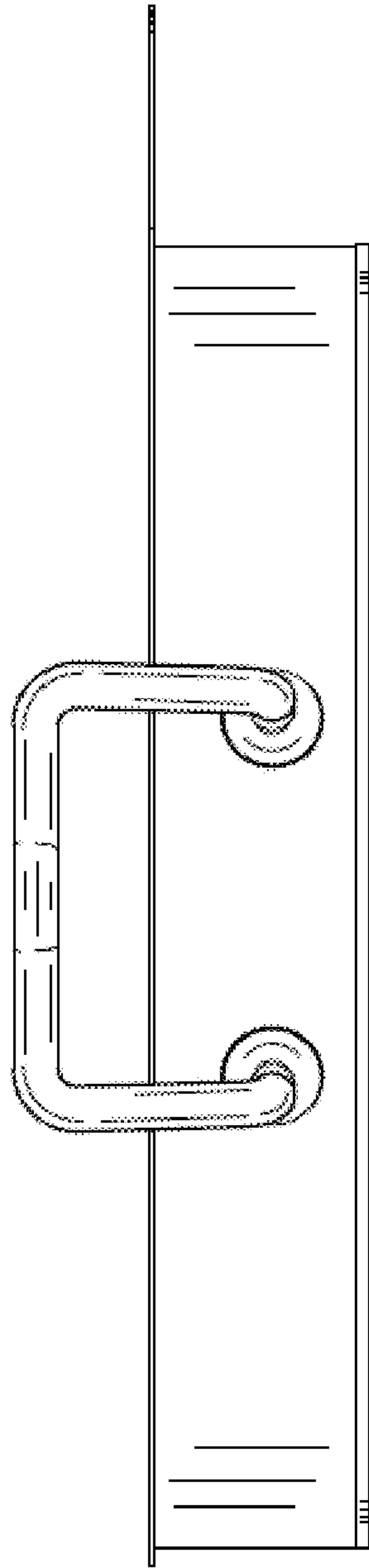


FIG. 5

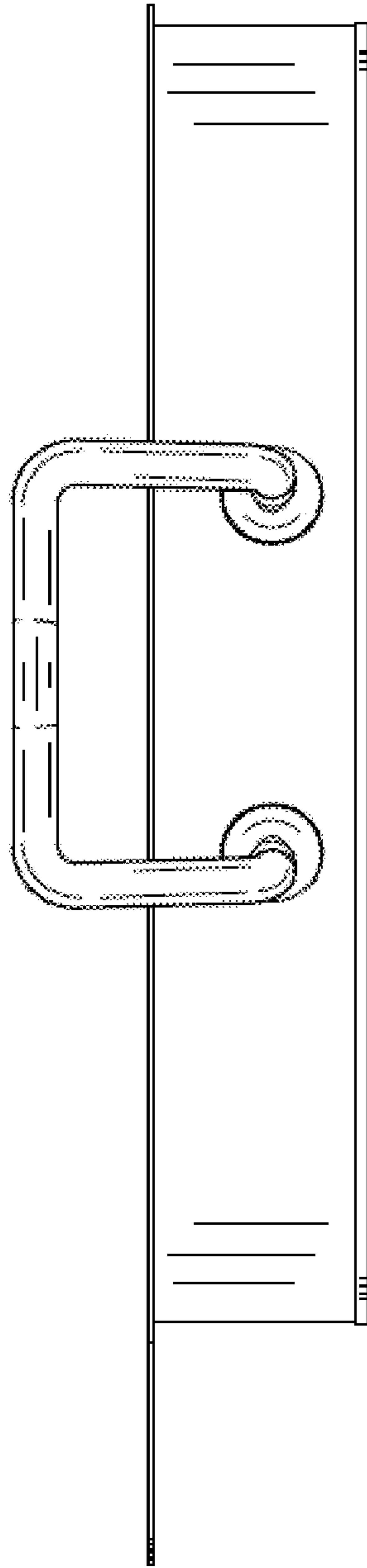


FIG.6

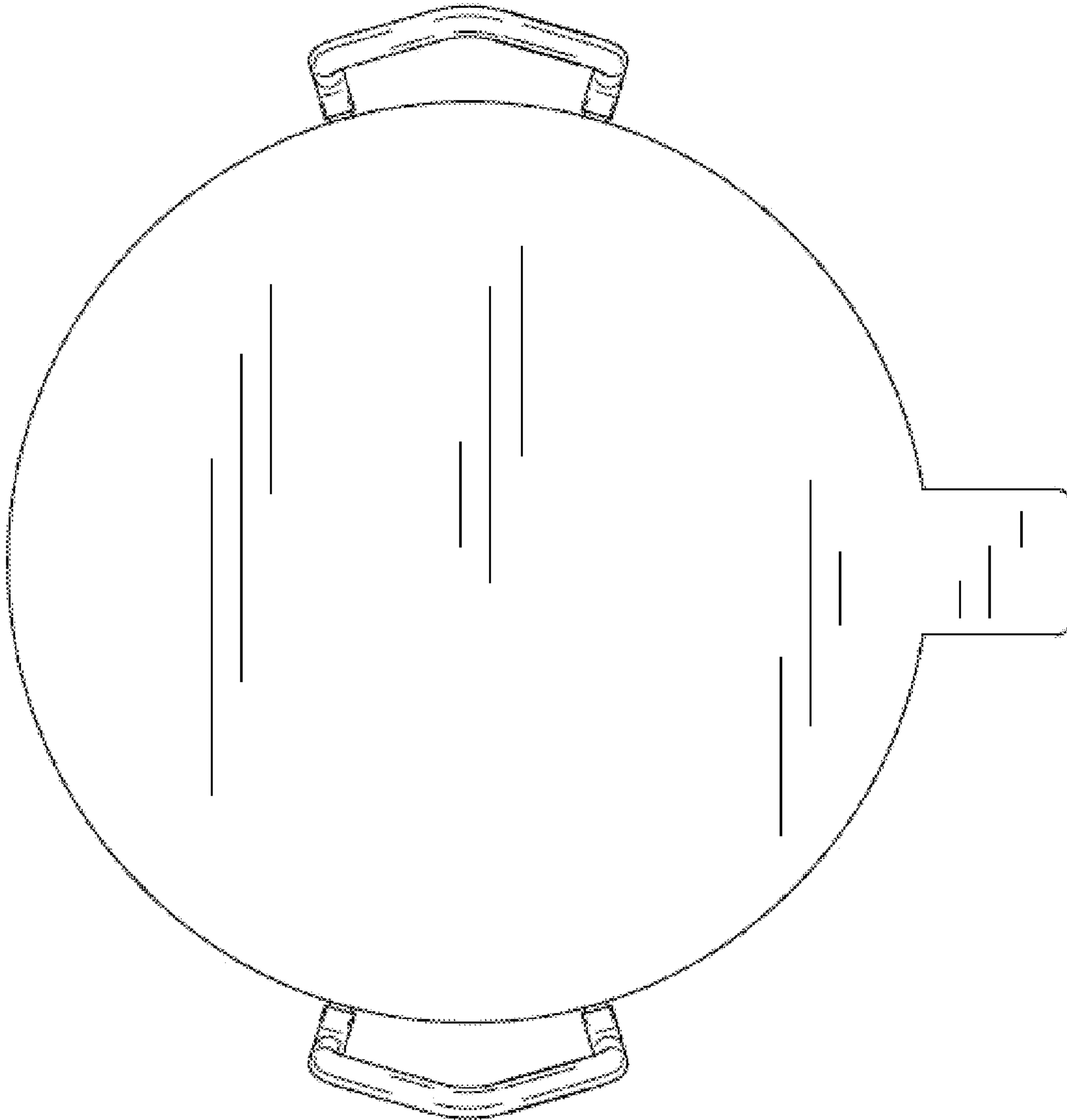


FIG.7

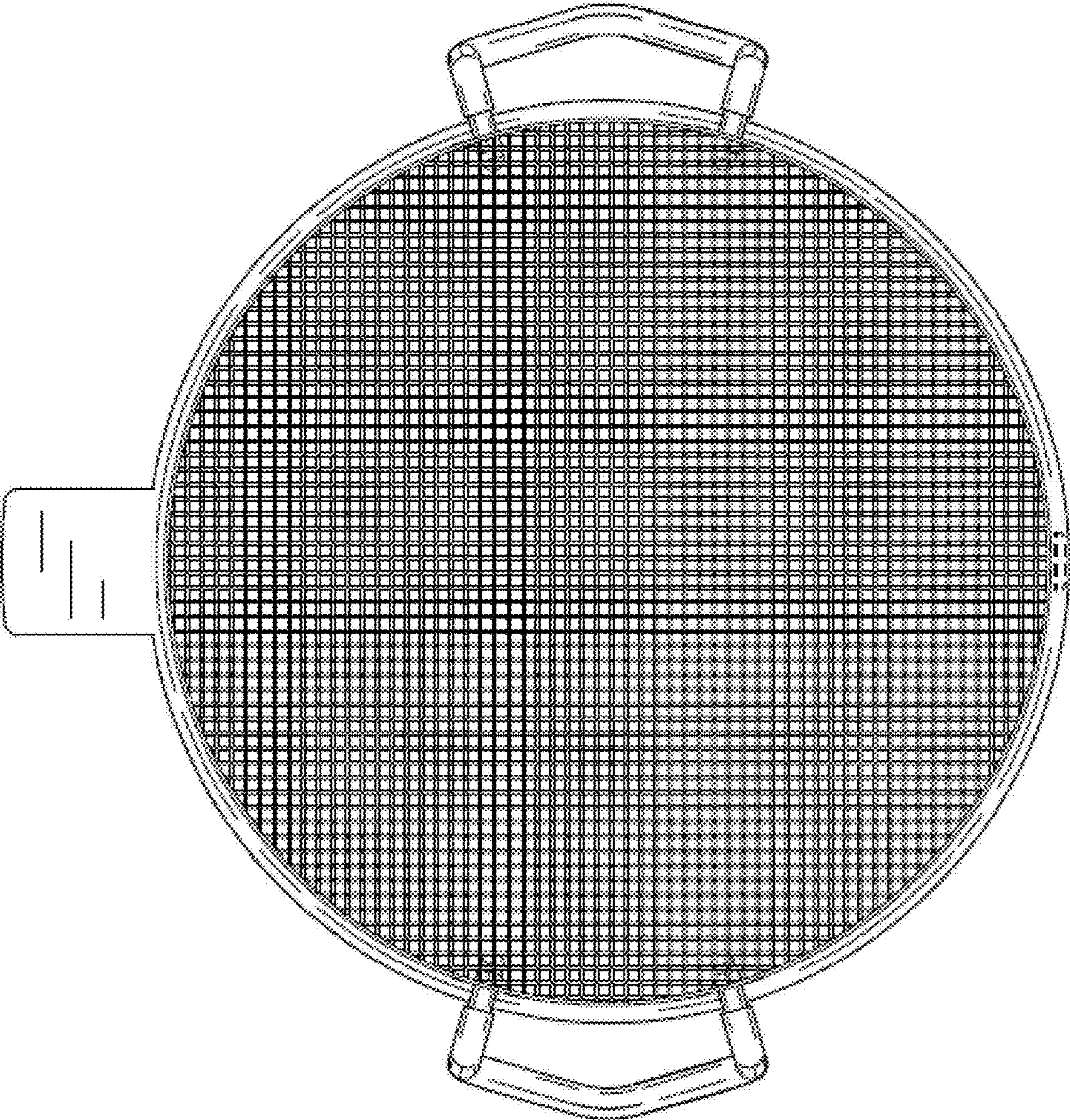


FIG. 8