



US00D925259S

(12) **United States Design Patent** (10) **Patent No.:** **US D925,259 S**
Illy et al. (45) **Date of Patent:** **** *Jul. 20, 2021**

- (54) **SALES KIOSK**
- (71) Applicants: **Ernesto Illy**, Silvaplana (CH); **Simone Lusina**, Trieste (IT)
- (72) Inventors: **Ernesto Illy**, Silvaplana (CH); **Simone Lusina**, Trieste (IT)
- (73) Assignee: **Illy Caffé S.P.A.**, Trieste (IT)
- (*) Notice: This patent is subject to a terminal disclaimer.
- (**) Term: **15 Years**
- (21) Appl. No.: **29/694,363**
- (22) Filed: **Jun. 10, 2019**

Related U.S. Application Data

- (63) Continuation of application No. 35/502,377, filed on Jan. 3, 2017 (U.S. filing date under 35 U.S.C. 384), and having an international filing date of Jan. 3, 2017, now abandoned.

Foreign Application Priority Data

- (30) Jul. 6, 2016 (EM) 3295906

(51) **LOC (13) Cl.** **06-03**

(52) **U.S. Cl.**
USPC **D6/699**

(58) **Field of Classification Search**

USPC D6/660, 698, 688, 699.1–699.5; D32/1, D32/16, 32
 CPC A47B 31/00; A47B 31/02; A47B 31/003; A47B 2031/004; A47B 2031/005; A47B 2031/008; A47B 2031/023; A47B 2031/026; A47B 96/20; A47F 9/00; A47F 9/02; A47F 9/04; A47F 9/005

See application file for complete search history.

(56) **References Cited**

U.S. PATENT DOCUMENTS

D202,595	S	*	10/1965	Carvel	D6/660
D250,159	S	*	11/1978	Pool	D25/16
D250,239	S	*	11/1978	Pool	A47F 5/108
						D6/699
D257,093	S	*	9/1980	Brittner	D6/699
4,417,774	A	*	11/1983	Bevan	A47F 9/00
						312/108
D326,024	S	*	5/1992	Boyd	211/59.1
D341,458	S	*	11/1993	Carroll	A47F 9/00
						D34/19
D357,830	S	*	5/1995	Englander	D6/699
D378,176	S	*	2/1997	Feldman	D6/699.3
6,186,607	B1	*	2/2001	Remby	A47F 5/108
						312/257.1
D748,417	S	*	2/2016	Grecco	D6/698
D782,231	S	*	3/2017	Illy	D6/699
D844,354	S	*	4/2019	Illy	D6/699

* cited by examiner

Primary Examiner — Mary Ann Calabrese

(74) *Attorney, Agent, or Firm* — Calderone Bullock LLC

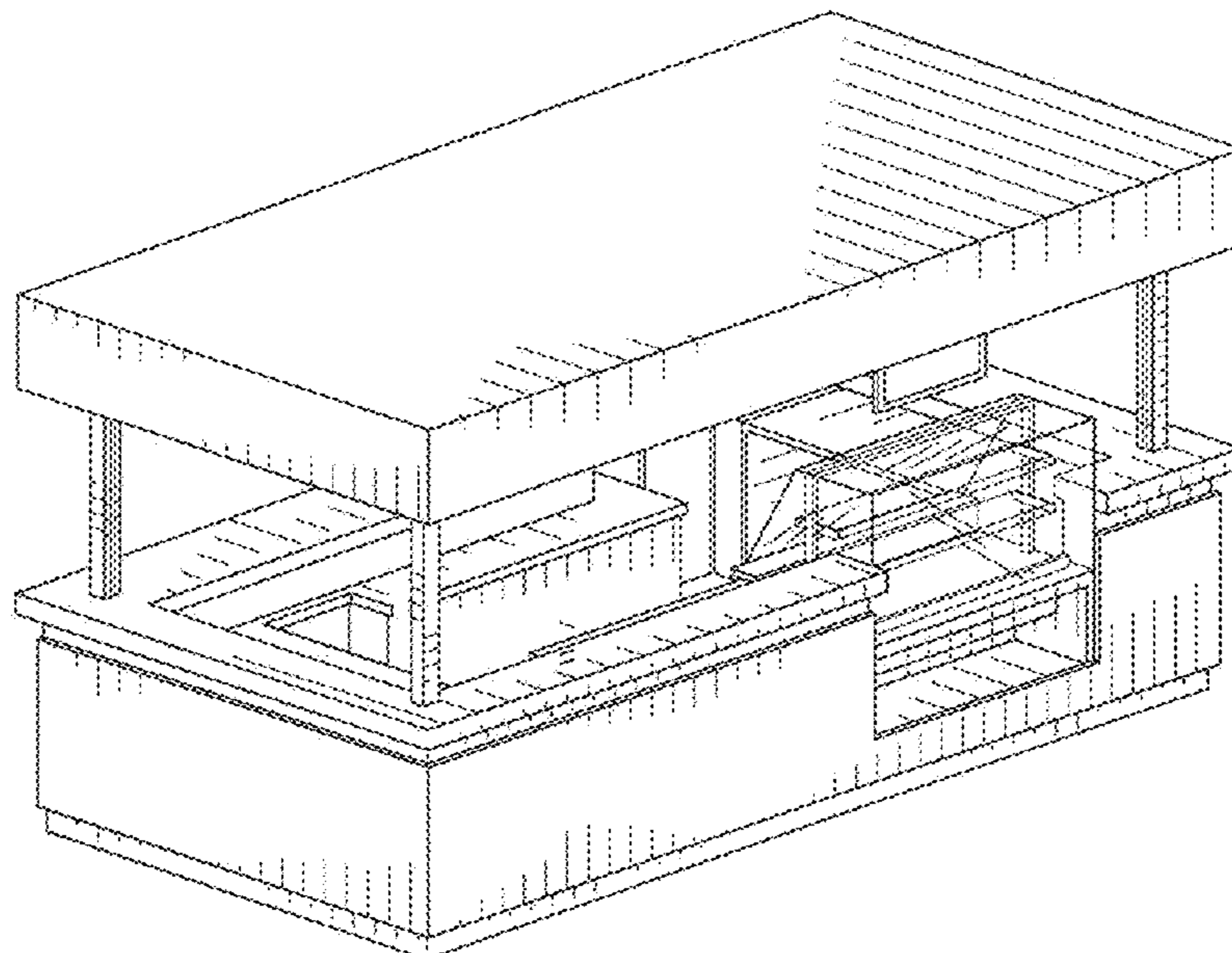
(57) **CLAIM**

The ornamental design for a sales kiosk, as shown and described.

DESCRIPTION

FIG. 1 is a perspective view of a sales kiosk;
 FIG. 2 is a front elevational view of the sales kiosk of FIG. 1;
 FIG. 3 is a back elevational view of the sales kiosk of FIG. 1;
 FIG. 4 is a left-side view of the sales kiosk of FIG. 1;
 FIG. 5 is a right-side view of the sales kiosk of FIG. 1; and,
 FIG. 6 is a top view of the sales kiosk of FIG. 1.

1 Claim, 6 Drawing Sheets



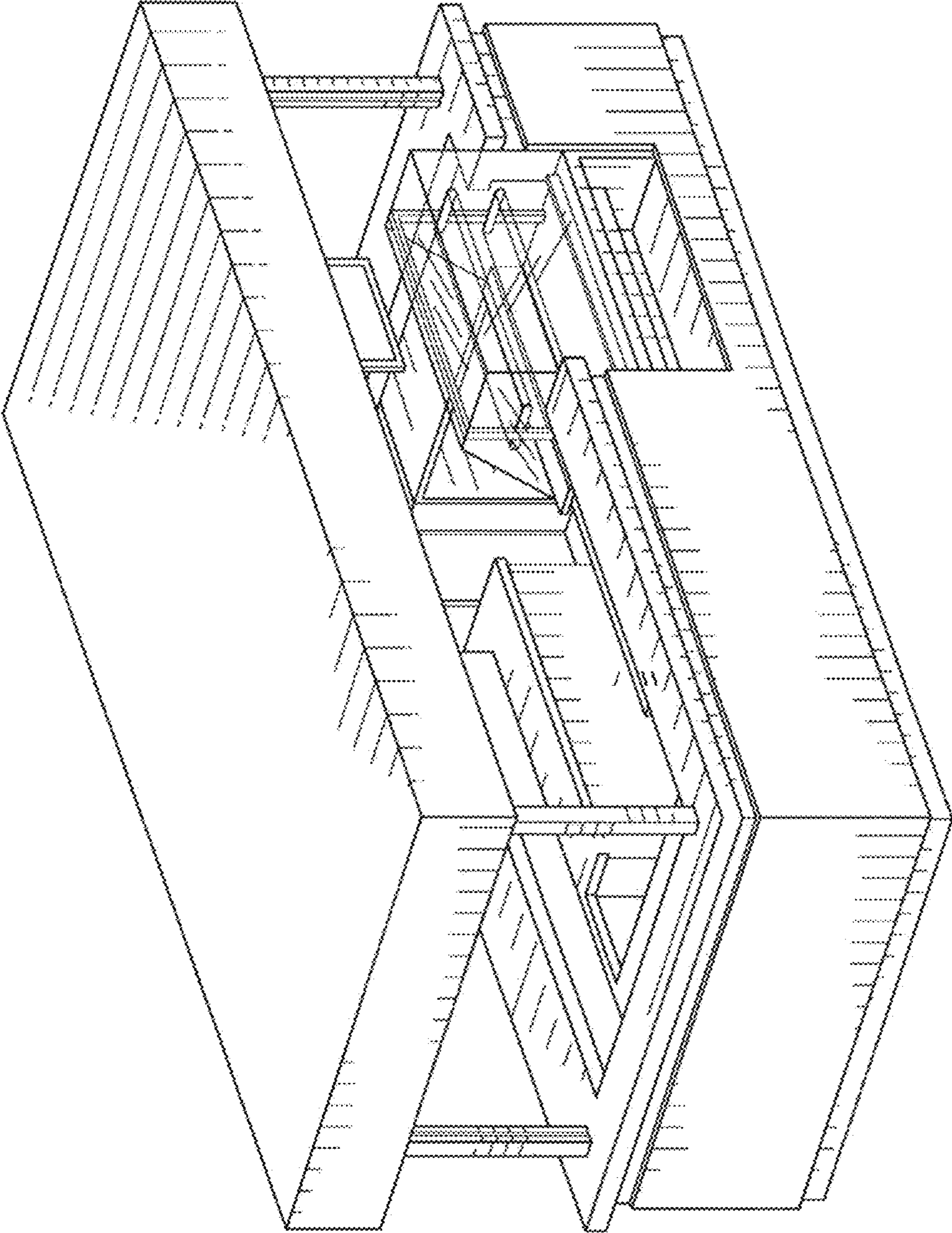


FIG. 1

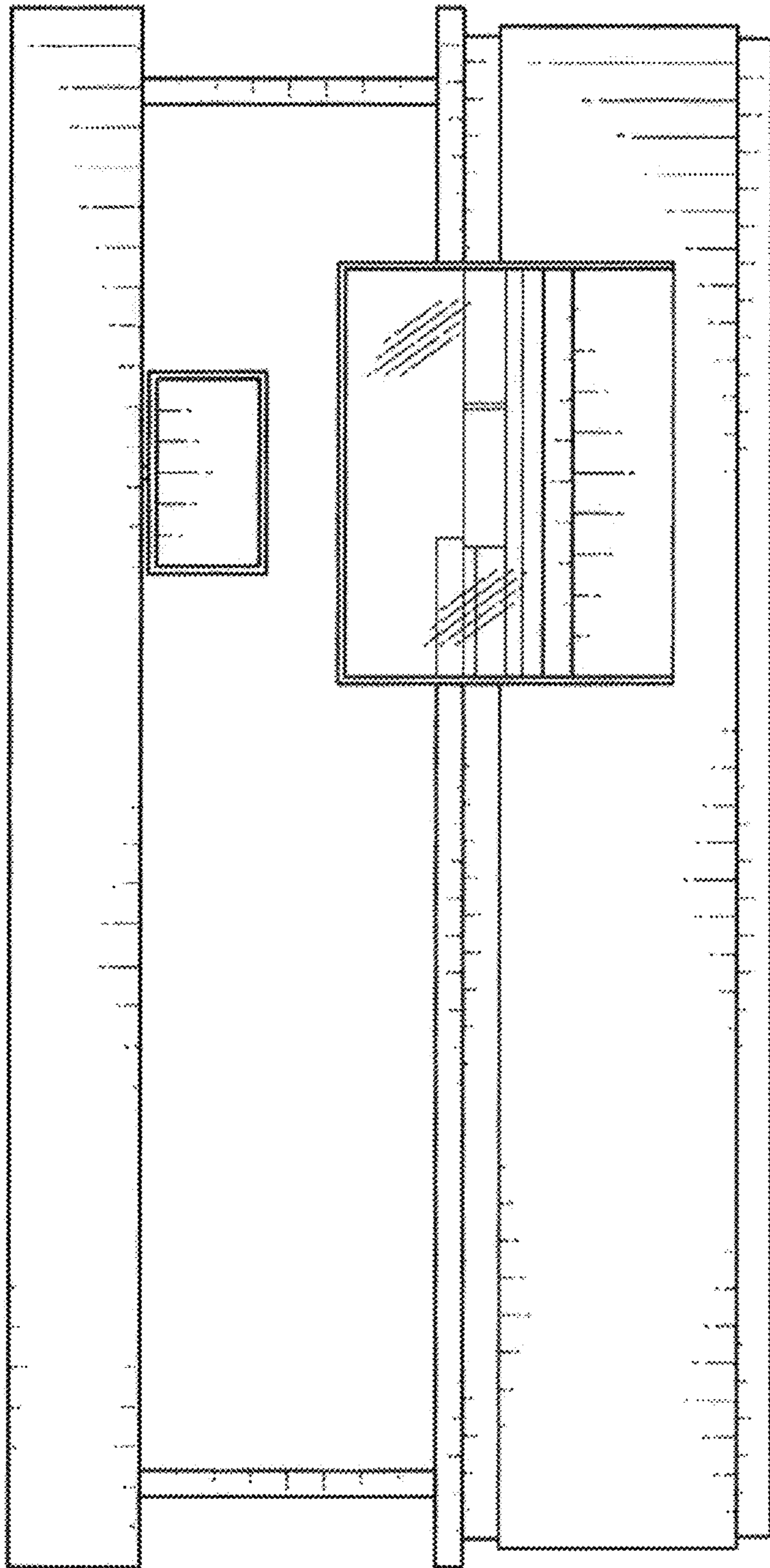


FIG. 2

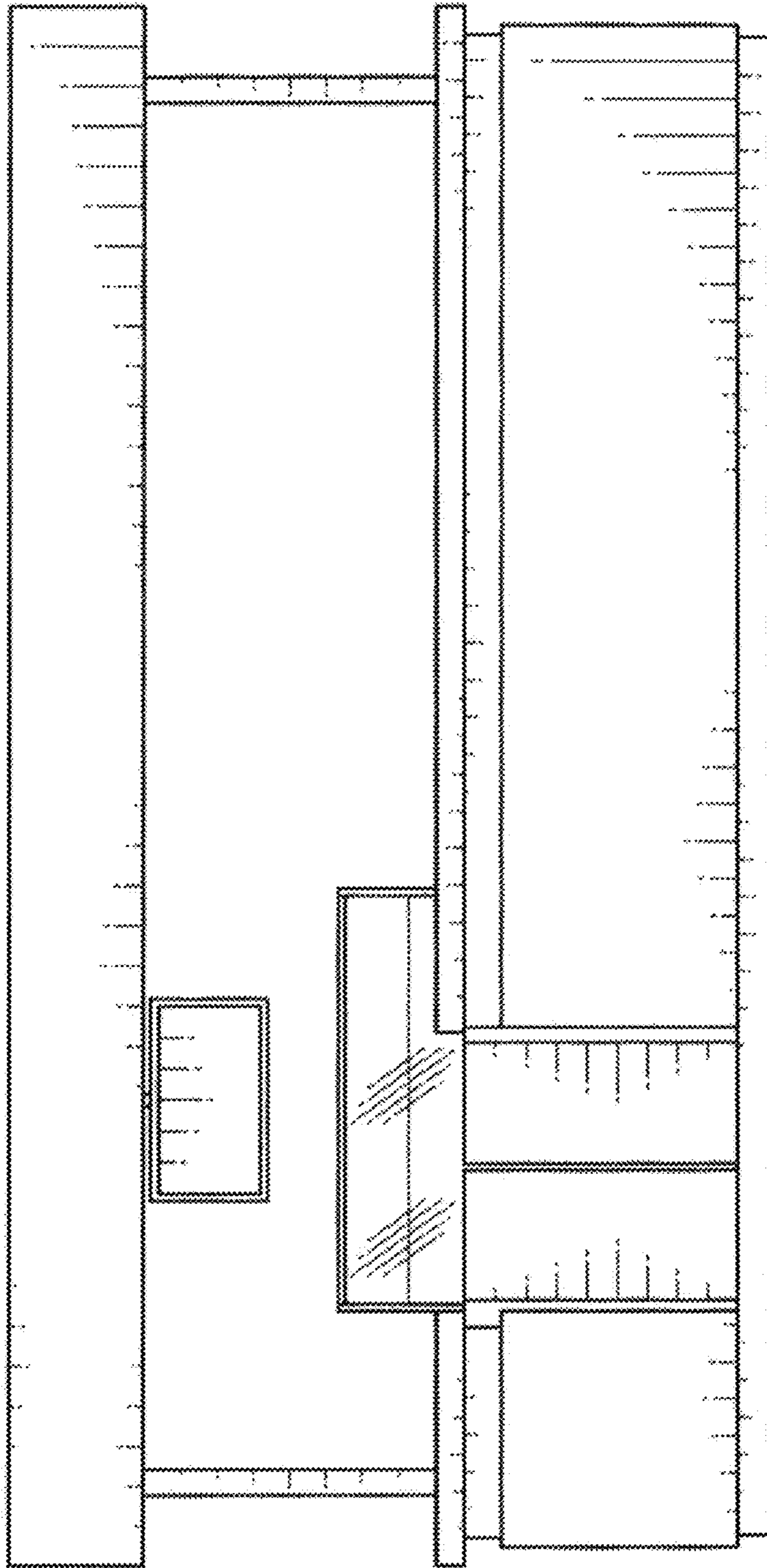


FIG. 3

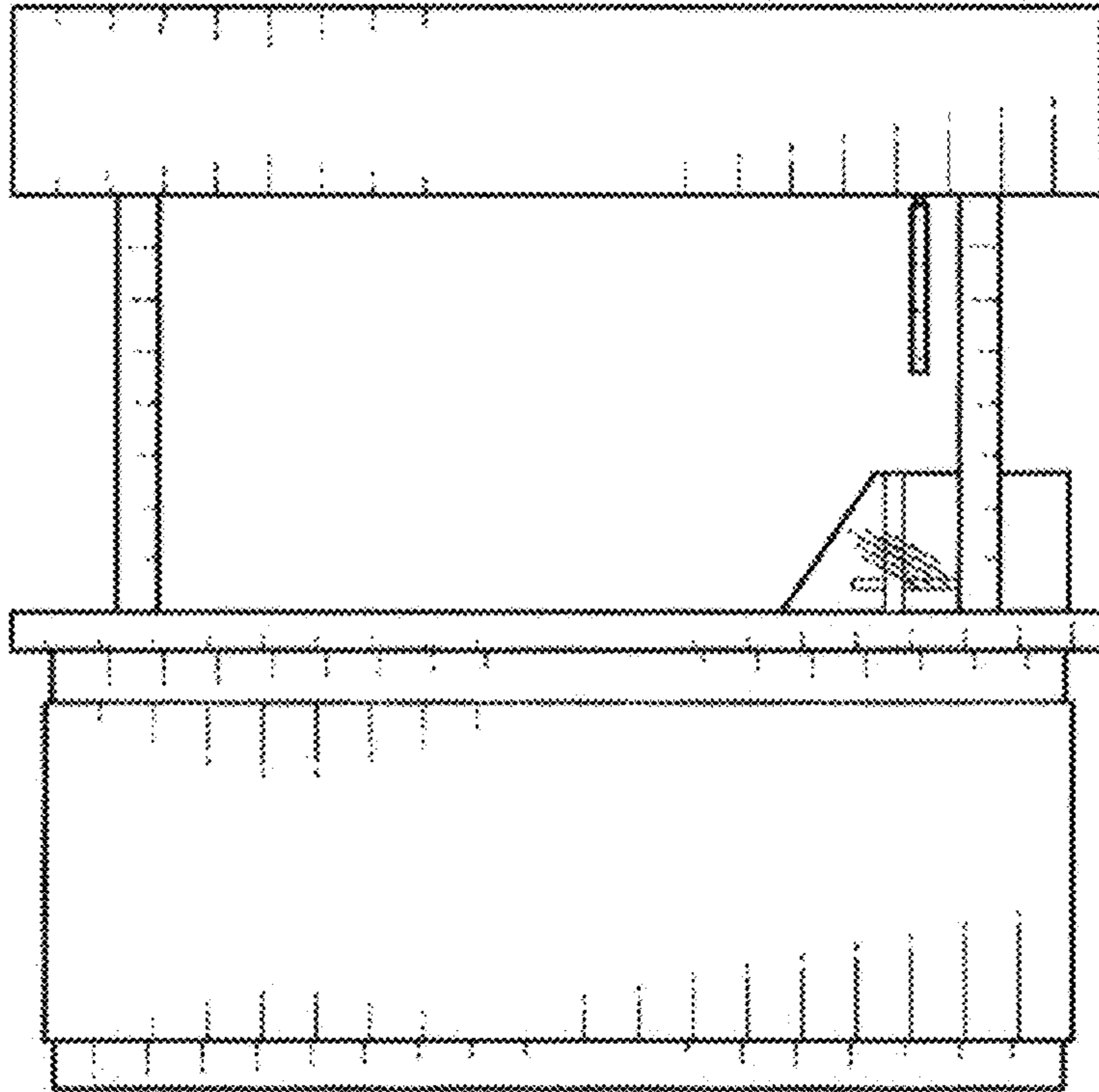


FIG. 4

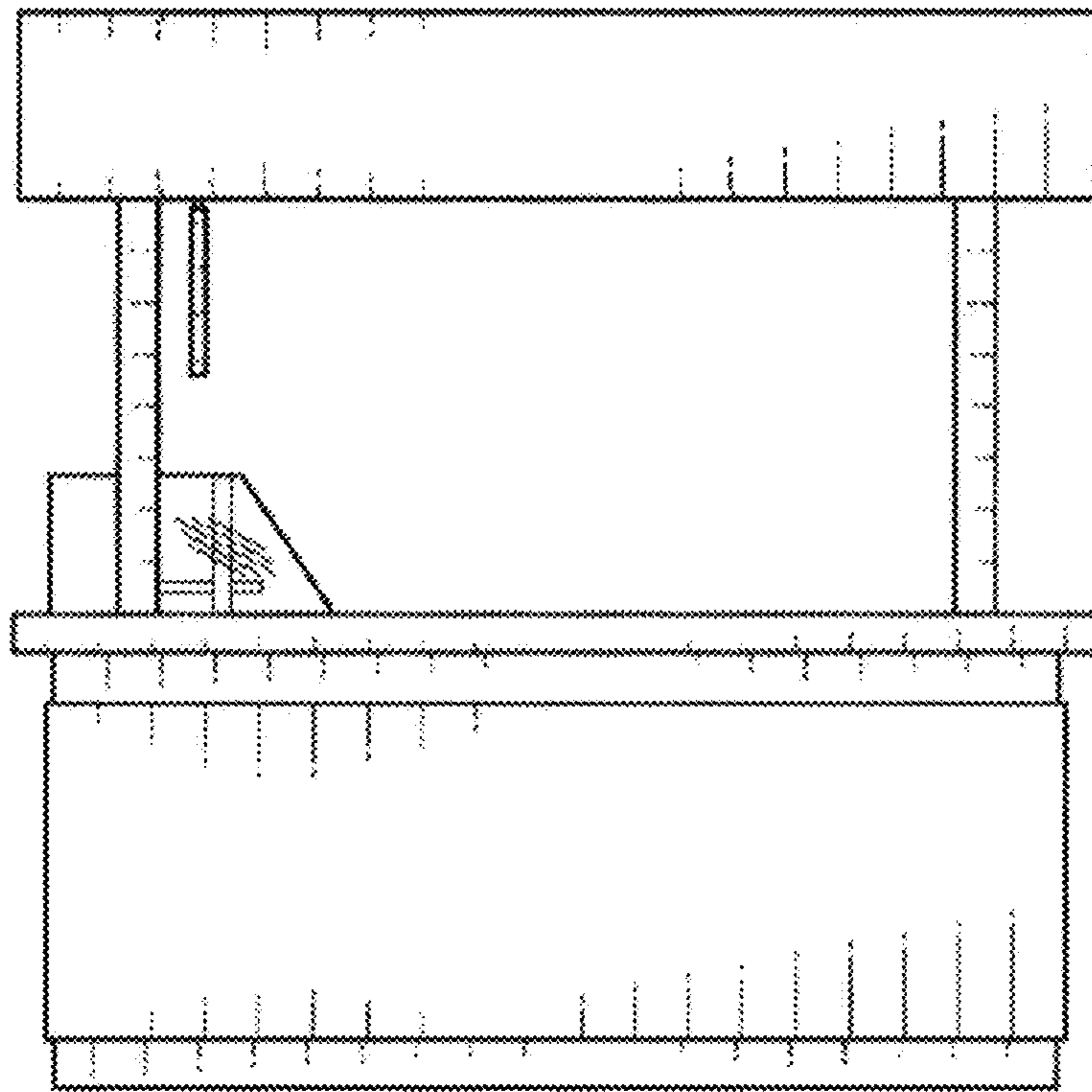


FIG. 5




FIG. 6