



US00D925258S

(12) **United States Design Patent** (10) **Patent No.:** **US D925,258 S**
Thain et al. (45) **Date of Patent:** **** Jul. 20, 2021**

(54) **DISPLAY STAND**
(71) Applicant: **Apple Inc.**, Cupertino, CA (US)
(72) Inventors: **Hamish Thain**, New York, NY (US);
Bart Jansen, Brooklyn, NY (US);
Christopher Kuh, San Francisco, CA (US)
(73) Assignee: **Apple Inc.**, Cupertino, CA (US)
(**) Term: **15 Years**
(21) Appl. No.: **29/686,211**
(22) Filed: **Apr. 2, 2019**
(51) **LOC (13) Cl.** **06-06**
(52) **U.S. Cl.**
USPC **D6/682.3**
(58) **Field of Classification Search**
USPC D6/672, 673, 675, 675.4, 512-513, 553,
D6/682, 682.3; D14/432, 457, 217;
D8/354
CPC A47B 2097/005; A47B 2097/006; A47F
5/0081; A47F 5/04; A47F 5/12; A47F
7/00; A47F 7/0028
See application file for complete search history.

(56) **References Cited**
U.S. PATENT DOCUMENTS
D286,595 S * 11/1986 Haskell D6/682.2
D348,782 S * 7/1994 Borja D6/300
D363,313 S * 10/1995 Willems D19/90
D628,562 S 12/2010 Akana et al.
D648,091 S * 11/2011 Southwick D32/58
D648,325 S 11/2011 Akana et al.


D665,549 S * 8/2012 Kropf D32/58
D680,352 S * 4/2013 Aiudi D6/682.4
D684,330 S * 6/2013 Ward D32/58
D709,075 S * 7/2014 Miniard D14/447
D745,295 S * 12/2015 Ebert D6/672
D760,721 S 7/2016 Akana et al.
D765,623 S * 9/2016 Yang D14/224
D772,216 S * 11/2016 Lau D14/253
D797,705 S * 9/2017 Zheng D14/217
D897,138 S * 9/2020 Thain D6/682.3
D905,042 S * 12/2020 Lim D14/253
2006/0117624 A1* 6/2006 Hillstrom G09F 15/0056
40/607.01
2008/0037767 A1* 2/2008 Gullickson H02J 7/0044
379/428.02
2017/0093200 A1* 3/2017 Green H02J 7/025
2017/0153667 A1* 6/2017 Suckle G06F 1/1632

* cited by examiner
Primary Examiner — Kelley A Donnelly
(74) *Attorney, Agent, or Firm* — Sterne, Kessler,
Goldstein & Fox P.L.L.C.

(57) **CLAIM**
The ornamental design for a display stand, as shown and described.

DESCRIPTION
FIG. 1 is a top front perspective view of a display stand showing the claimed design;
FIG. 2 is a top left front perspective view thereof; and,
FIG. 3 is a top right rear perspective view thereof.
The dot-dash broken lines in the figures and the areas within the dot-dash broken lines show portions of the display stand or environment that form no part of the claimed design.

1 Claim, 3 Drawing Sheets






FIG. 1



FIG. 2




FIG. 3