



US00D925252S

(12) **United States Design Patent**  
**Jeong**

(10) **Patent No.:** **US D925,252 S**

(45) **Date of Patent:** **\*\* Jul. 20, 2021**

(54) **MATTRESS FOR BED**

(71) Applicant: **Young-jae Jeong**, Daegu (KR)

(72) Inventor: **Young-jae Jeong**, Daegu (KR)

(\*\*) Term: **15 Years**

(21) Appl. No.: **29/703,435**

(22) Filed: **Aug. 27, 2019**

(51) **LOC (13) Cl.** ..... **06-09**

(52) **U.S. Cl.**

USPC ..... **D6/605**

(58) **Field of Classification Search**

USPC ..... D6/582–583, 587–592, 595–609,  
D6/617–622; D21/803–809; D24/183  
CPC ..... A47G 9/00; A47G 2009/001; A47G  
2009/002; A47G 2009/003; A47G  
2009/005; A47G 2009/006; A47G 9/02;  
A47G 9/0207; A47G 9/0215; A47G  
9/0223; A47G 9/023; A47G 9/0238;  
A47G 9/0246; A47G 9/0253; A47G  
9/0261; A47G 9/06; A47G 9/062; A47G  
9/066; A47G 9/068; A47G 9/08; A47G  
2009/0276; A47G 9/0284; A47G 9/0292;  
A47G 9/04; A47G 9/10

See application file for complete search history.

(56) **References Cited**

**U.S. PATENT DOCUMENTS**

2,958,885 A \* 11/1960 Donney ..... A47L 13/03  
401/196  
D395,780 S \* 7/1998 Denney ..... D6/596  
D414,976 S \* 10/1999 Su ..... D6/596

D453,880 S \* 2/2002 Cheynet ..... D5/47  
D475,856 S \* 6/2003 Karul ..... D5/53  
D622,966 S \* 9/2010 Bridges ..... D5/53  
D840,724 S \* 2/2019 Dowd ..... D6/601  
D856,027 S \* 8/2019 Chang ..... D6/583  
D880,904 S \* 4/2020 Hua ..... D6/604  
D897,741 S \* 10/2020 Sheikh ..... D6/605  
D917,206 S \* 4/2021 Taylor ..... D6/601  
D917,927 S \* 5/2021 Taylor ..... D6/601  
2009/0126107 A1 \* 5/2009 Kuo ..... A47C 27/15  
5/400  
2012/0048487 A1 \* 3/2012 Brewster ..... B32B 23/08  
160/368.1  
2017/0208958 A1 \* 7/2017 Alletto, Jr. .... A47C 31/105  
2018/0140116 A1 \* 5/2018 Werner ..... A47G 9/0253

\* cited by examiner

*Primary Examiner* — Jennifer L Rempfer

(74) *Attorney, Agent, or Firm* — Novick, Kim & Lee,  
PLLC; Jae Youn Kim; Hyun Woo Shin


(57) **CLAIM**

I claim the ornamental design for a mattress for bed, as shown and described.

**DESCRIPTION**

FIG. 1 is a perspective view of a mattress for bed, showing my new design;  
FIG. 2 is a front elevational view thereof;  
FIG. 3 is a rear elevational view thereof;  
FIG. 4 is a left side elevational view thereof;  
FIG. 5 is a right side elevational view thereof;  
FIG. 6 is a top plan view thereof;  
FIG. 7 is a bottom plan view thereof; and,  
FIG. 8 is a bottom perspective view thereof.

**1 Claim, 4 Drawing Sheets**










FIG. 1




**FIG. 2**



**FIG. 3**




**FIG. 4**

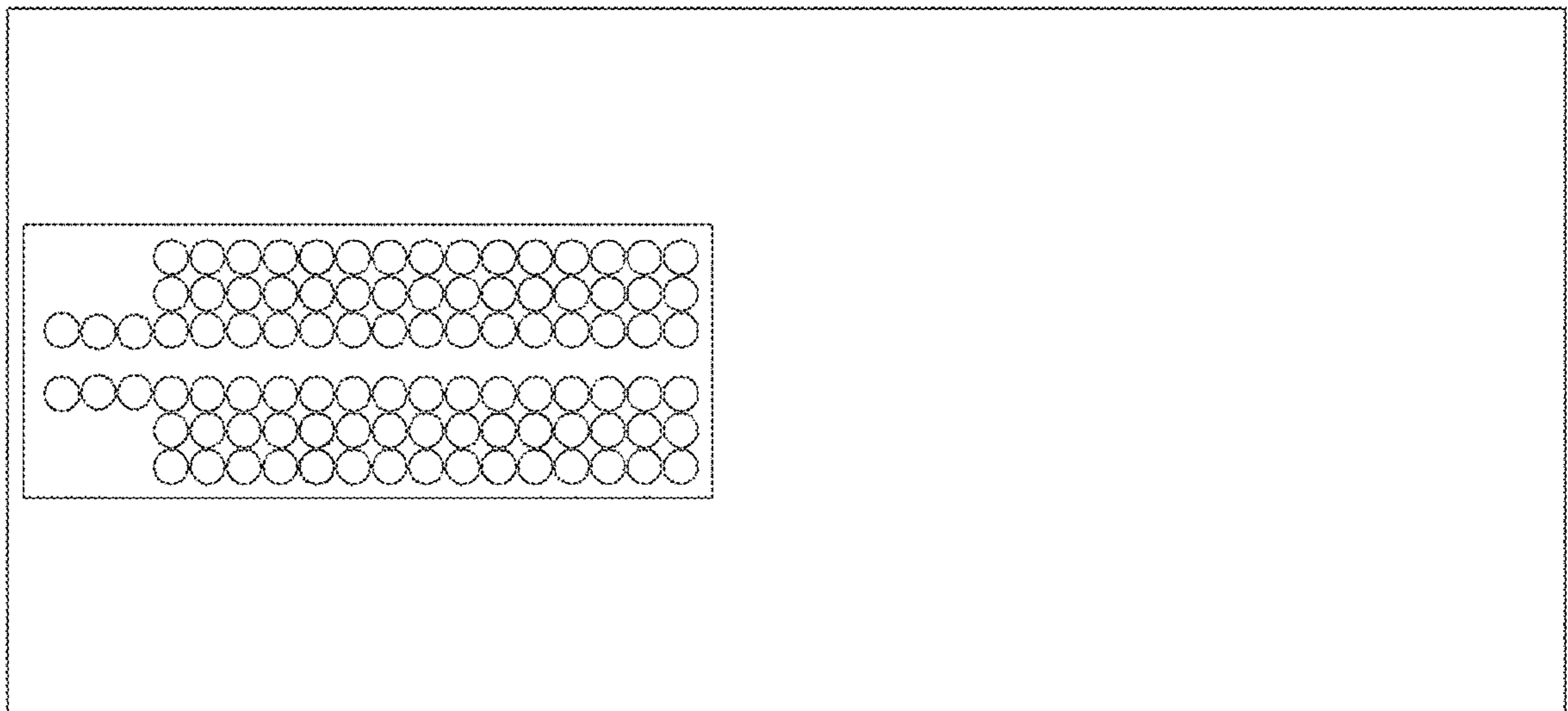


**FIG. 5**





**FIG. 6**



**FIG. 7**

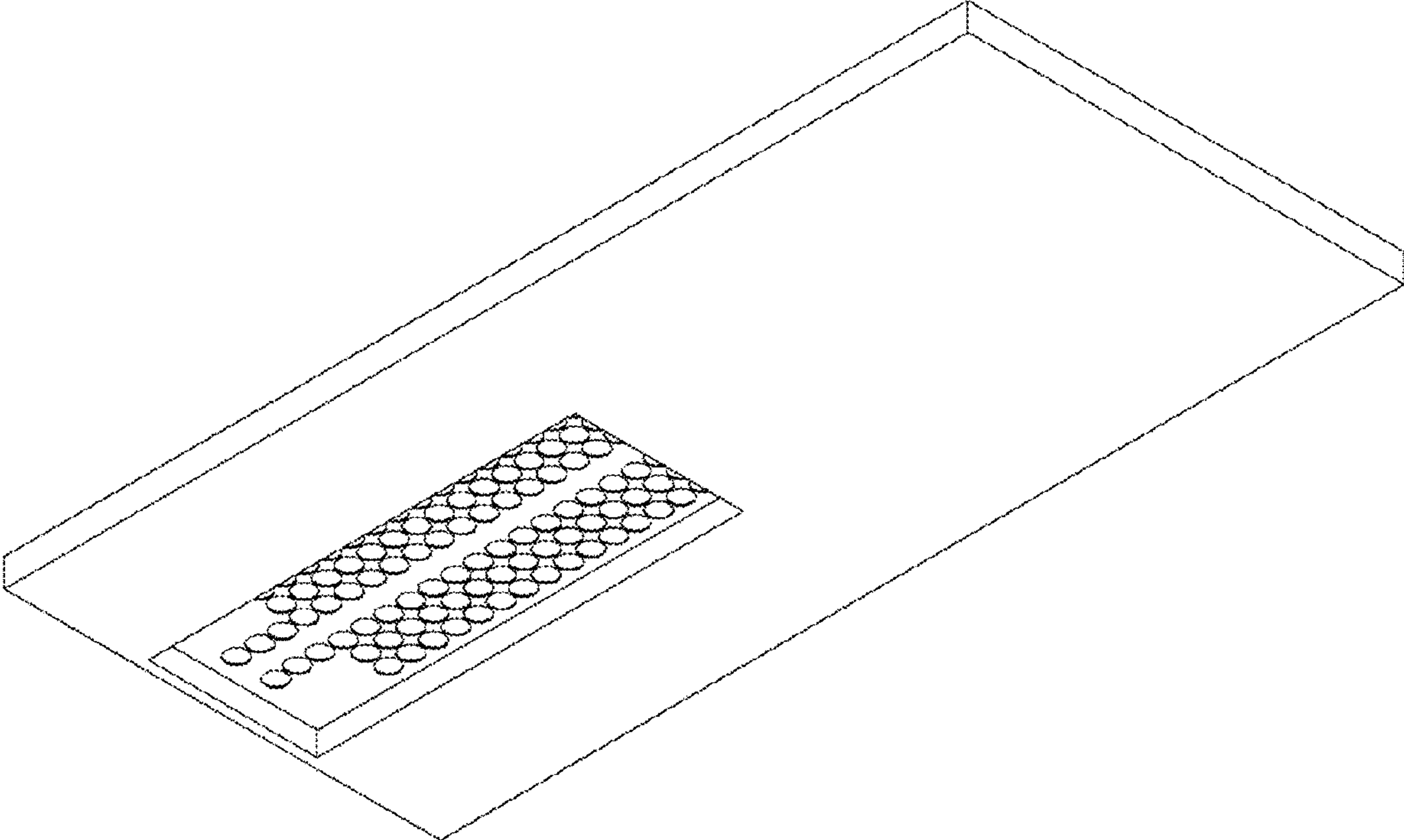


FIG. 8