



US00D925228S

(12) **United States Design Patent** (10) **Patent No.:** **US D925,228 S**
Hazelton et al. (45) **Date of Patent:** **** *Jul. 20, 2021**

(54) **ADJUSTABLE STORAGE BIN**

(71) Applicants: **Lance E. Hazelton**, Maplewood, NJ (US); **Maya Kremien**, New York, NY (US)

(72) Inventors: **Lance E. Hazelton**, Maplewood, NJ (US); **Maya Kremien**, New York, NY (US)

(73) Assignee: **Helen of Troy Limited**, St. Michael (BB)

(*) Notice: This patent is subject to a terminal disclaimer.

(**) Term: **15 Years**

(21) Appl. No.: **29/708,222**

(22) Filed: **Oct. 4, 2019**

(51) **LOC (13) Cl.** **09-04**

(52) **U.S. Cl.**
USPC **D3/304**

(58) **Field of Classification Search**
USPC D3/273, 276, 283–286, 291, 293, D3/298–299, 304–315, 319, 321, 901, D3/903; D6/512, 524, 553; D19/75, 81, D19/83–86, 90–92, 95; D7/601, 637, D7/640, 641
CPC .. B25H 3/003; B25H 3/06; A45C 5/00; A45C 11/00; A45C 11/34; A45C 11/36; A45C 13/02; A45F 7/00; A45F 2200/05; A45F 2200/0575; A47G 21/00; A47G 21/14; B65D 1/00; B65D 1/22; B65D 1/24; B65D 1/34; B65D 1/36; B65D 11/00; B65D 21/00; B65D 25/00; B65D 25/04; B65D 25/06; B65D 85/00

See application file for complete search history.

(56) **References Cited**

U.S. PATENT DOCUMENTS

2,113,683 A * 4/1938 De Witt B65D 11/00 229/120
2,788,912 A * 4/1957 Simonsen B65D 25/06 220/533

(Continued)

FOREIGN PATENT DOCUMENTS

CN 303390988 * 9/2015
JP D1209775 * 6/2004

OTHER PUBLICATIONS

OXO Good Grips Adjustable Bathroom Drawer Bin . . . , first available Jul. 1, 2020, amazon.com [online], [site visited Feb. 10, 2021], Internet URL exceeds character limit of PTO-892; see written Office Action (Year: 2020).*

(Continued)

Primary Examiner — April Rivas

Assistant Examiner — Caitlin A Laverty

(74) *Attorney, Agent, or Firm* — Rankin, Hill & Clark LLP

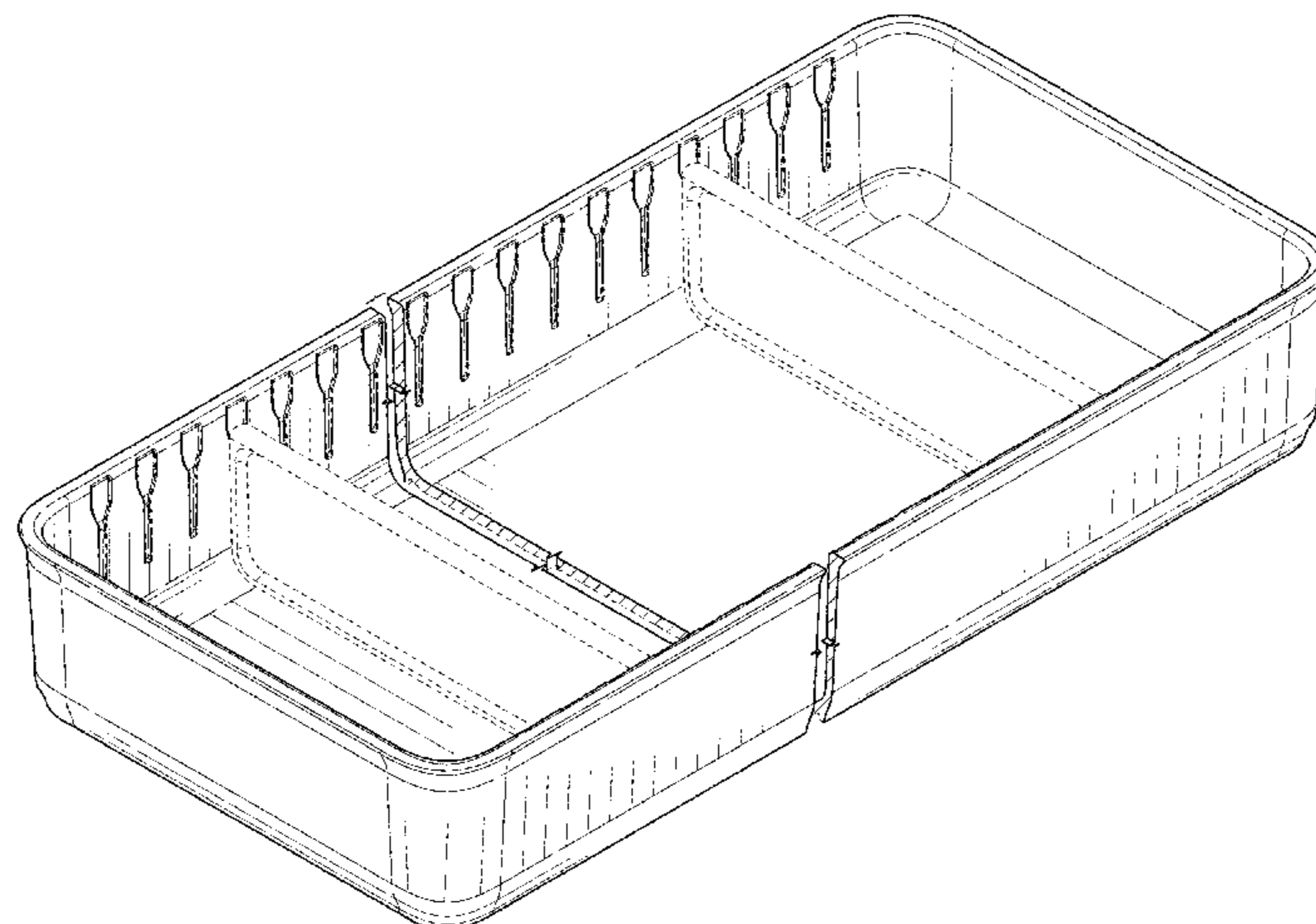
(57) **CLAIM**

The ornamental design for an adjustable storage bin, as shown and described.

DESCRIPTION

FIG. 1 is a perspective view of an adjustable storage bin; FIG. 2 is a rear elevation view thereof; FIG. 3 is a front elevation view thereof; FIG. 4 is a right elevation view thereof; FIG. 5 is a left elevation view thereof; FIG. 6 is a top view thereof; and, FIG. 7 is a bottom view thereof.

(Continued)



The broken lines in the drawings depict portions of the adjustable storage bin that form no part of the claimed design.

The adjustable storage bin is shown with a symbolic break in its length. The appearance of any portion of the article between the break lines forms no part of the claimed design.

1 Claim, 5 Drawing Sheets

(56)

References Cited

U.S. PATENT DOCUMENTS

4,436,215 A * 3/1984 Kleinert B65D 25/06
220/533
6,390,359 B1 * 5/2002 Lin A47B 88/906
229/198
D466,074 S * 11/2002 Hoy D12/426
D467,732 S * 12/2002 Taylor D3/304
6,959,811 B1 * 11/2005 Hoover A01K 97/06
206/315.11
D530,516 S * 10/2006 Snell D3/304
D530,918 S * 10/2006 Snell D3/304
D530,919 S * 10/2006 Snell D3/304
D530,920 S * 10/2006 Snell D3/304

D530,921 S * 10/2006 Snell D3/304
D547,064 S * 7/2007 Snell D3/304
D549,456 S * 8/2007 Dretzka D3/304
D549,457 S * 8/2007 Dretzka D3/304
D551,453 S * 9/2007 Snell D3/304
D555,904 S * 11/2007 Snell D3/304
D815,835 S * 4/2018 Levie D3/310
D846,281 S * 4/2019 Greenwood D3/313
D848,151 S * 5/2019 Greenwood D3/313
D904,030 S * 12/2020 Piccininni D3/304
D919,971 S * 5/2021 Varga D3/304
D919,974 S * 5/2021 Kraemer D3/314
2004/0188303 A1 * 9/2004 Chouinard B65D 25/06
206/456
2009/0045708 A1 * 2/2009 Dominique B65D 25/06
312/301
2014/0124406 A1 * 5/2014 Ishikawa B65D 21/0213
206/557

OTHER PUBLICATIONS

Chris.W Drawer Organizer Tray with Adjustable Dividers . . . , first available Jun. 24, 2018, amazon.com [online], [site visited Feb. 10, 2021], Available at internet URL: <https://www.amazon.com/Chris-W-Organizer-Adjustable-Dividers-Multi-Drawers/dp/B07F13ZPHQ> (Year: 2018).*

* cited by examiner

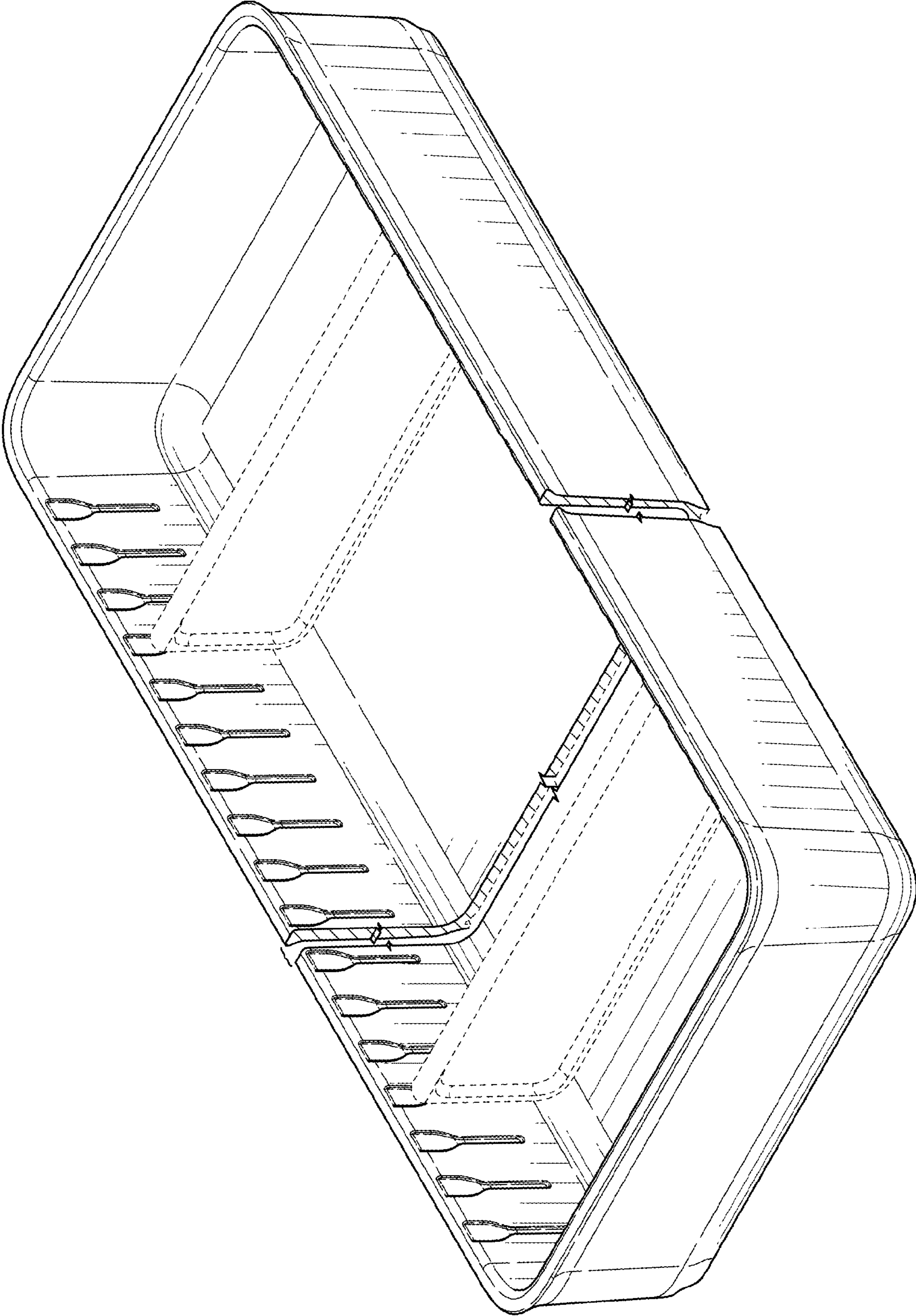


FIG. 1

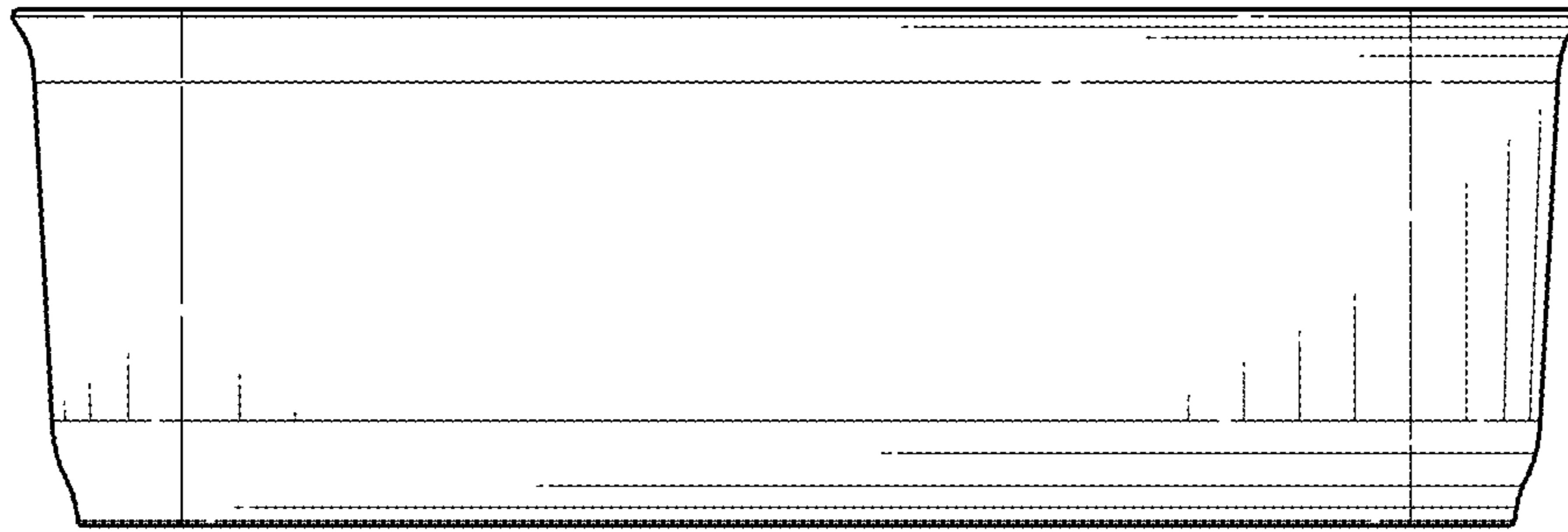


FIG. 2




FIG. 3

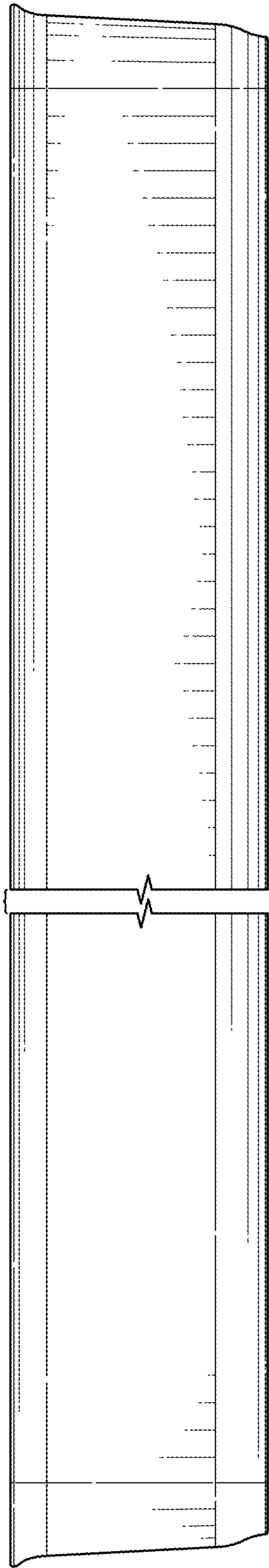


FIG. 4

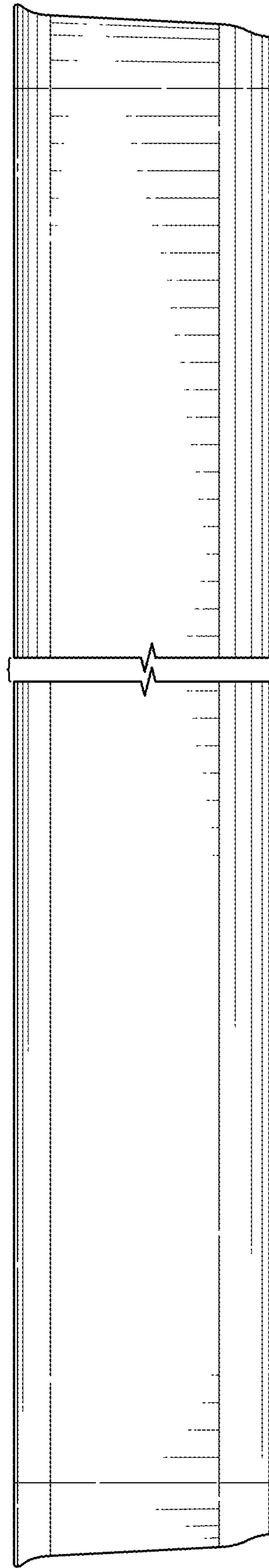


FIG. 5

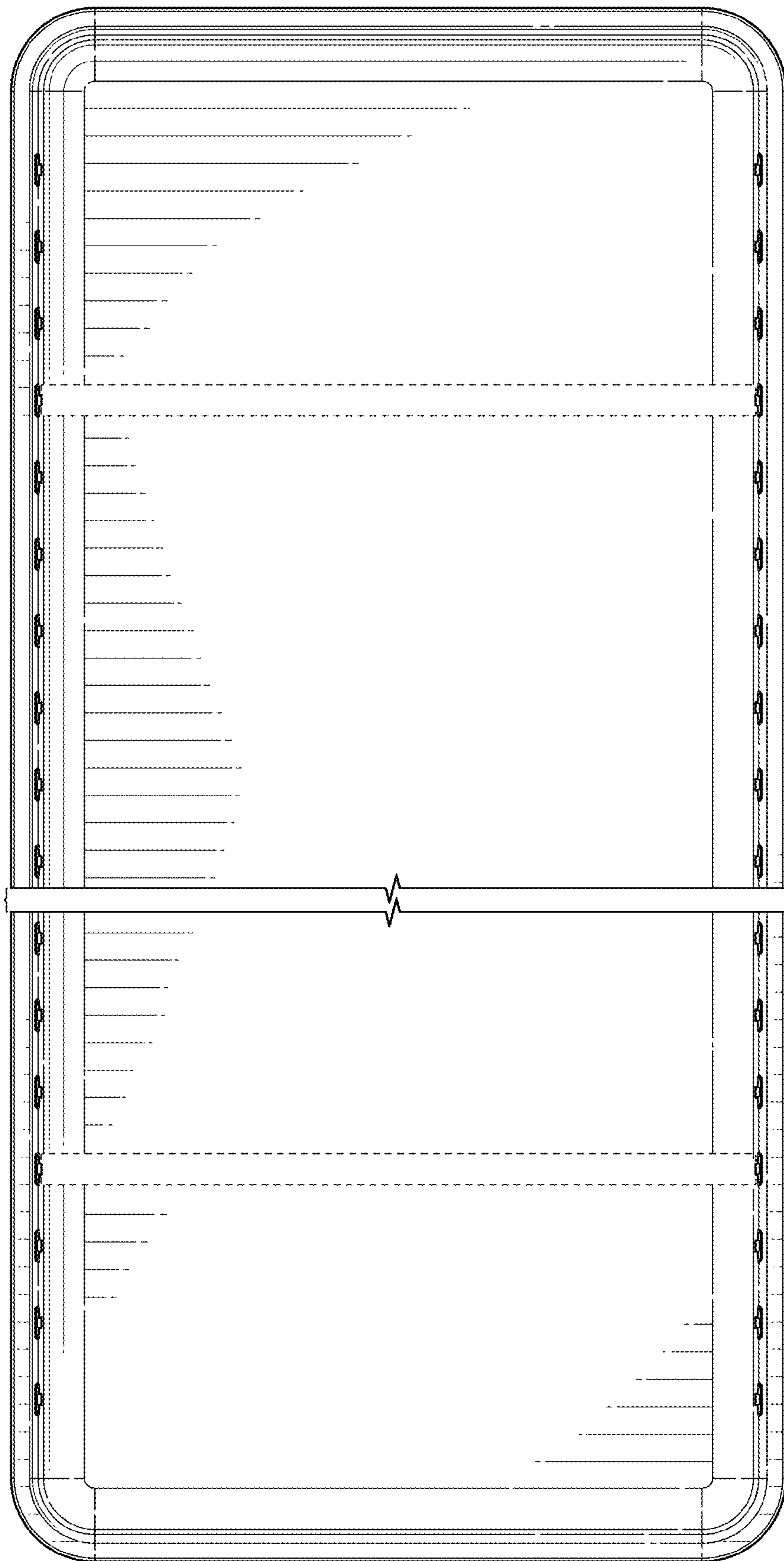


FIG. 6




FIG. 7