



US00D925218S

(12) **United States Design Patent** (10) **Patent No.:** **US D925,218 S**  
**Abloh et al.** (45) **Date of Patent:** **\*\* Jul. 20, 2021**

(54) **HANDBAG**  
(71) Applicant: **OFF-WHITE, LLC**, New York, NY (US)  
(72) Inventors: **Virgil Abloh**, New York, NY (US); **Sabrina Mandelli**, Milan (IT); **Maria Giulia Migliore**, Milan (IT)  
(73) Assignee: **OFF-WHITE, LLC**, New York, NY (US)  
(\*\*) Term: **15 Years**  
(21) Appl. No.: **29/729,877**  
(22) Filed: **Mar. 31, 2020**  
(51) **LOC (13) Cl.** ..... **03-01**  
(52) **U.S. Cl.**  
USPC ..... **D3/243**  
(58) **Field of Classification Search**  
USPC ..... D3/232, 234, 243, 245–246, 324–326  
CPC ..... A45C 3/08; A45C 13/00; A45C 13/08;  
A45F 3/02; A45F 2003/003  
See application file for complete search history.

D745,268 S \* 12/2015 Slimane ..... D3/232  
D772,563 S \* 11/2016 Carol-Libman ..... D3/232  
D789,079 S \* 6/2017 Michele ..... D3/232  
D853,715 S \* 7/2019 Berger ..... D3/231  
D876,830 S \* 3/2020 Spaziani ..... D3/243  
D885,755 S \* 6/2020 Dumas ..... D3/232  
D901,170 S \* 11/2020 Sassi ..... D3/232  
D901,886 S \* 11/2020 Murri ..... D3/243  
D904,014 S \* 12/2020 Gvasalia ..... D3/243

**OTHER PUBLICATIONS**

“The Meteor”, first available Sep. 26, 2019, vogue.com, site visited May 19, 2021: <https://www.vogue.com/slideshow/off-white-virgil-abloh-meteor-bag> (Year: 2019).\*

\* cited by examiner

*Primary Examiner* — Jennifer L Watkins  
*Assistant Examiner* — Samantha Lynne Brodowski  
(74) *Attorney, Agent, or Firm* — Epstein Drangel LLP;  
Robert L. Epstein

(57) **CLAIM**

The ornamental design for a handbag substantially, as shown and described.

**DESCRIPTION**

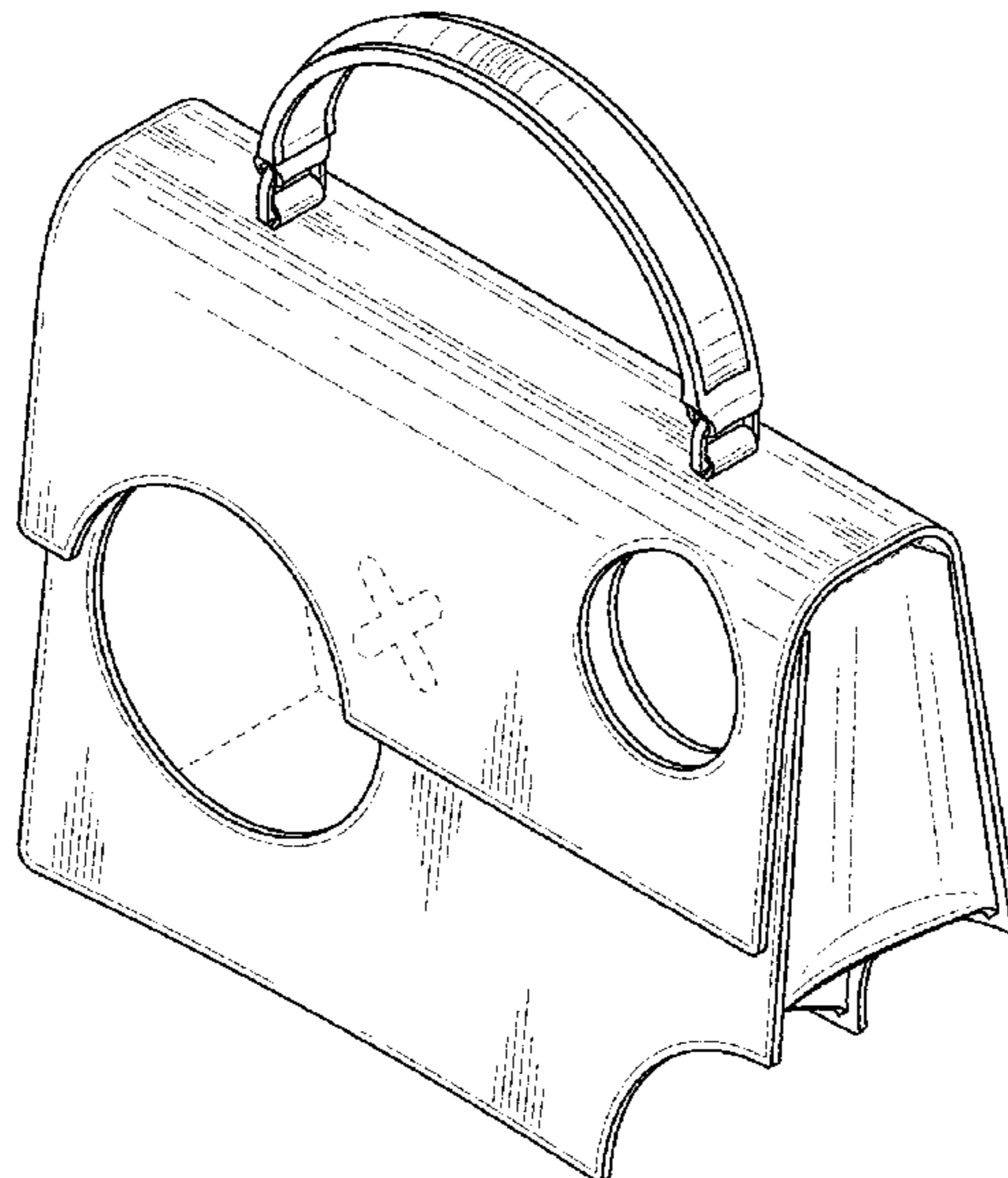
FIG. 1 is a perspective view of the handbag showing the top, front and right side thereof;  
FIG. 2 is a perspective view of the handbag showing the bottom, rear and right side thereof;  
FIG. 3 is a front elevation view thereof;  
FIG. 4 is a rear elevation view thereof;  
FIG. 5 is an elevation view of the left side thereof;  
FIG. 6 is an elevation view of the right side thereof;  
FIG. 7 is a top plan view thereof; and,  
FIG. 8 is a bottom plan view thereof.  
The portions of the figures depicted in broken lines indicate features that are not part of the claimed design.

**1 Claim, 6 Drawing Sheets**

(56) **References Cited**

**U.S. PATENT DOCUMENTS**

1,143,171 A \* 6/1915 Bushwick ..... A45C 3/06  
150/100  
2,798,524 A \* 7/1957 Ryon ..... A45C 3/08  
150/103  
5,409,153 A \* 4/1995 Ristich ..... A45C 1/04  
150/112  
D370,562 S \* 6/1996 Arini ..... D21/479  
5,725,039 A \* 3/1998 Macinai ..... A45C 3/08  
150/104  
D403,151 S \* 12/1998 Heredos-Formby ..... D3/246  
D626,337 S \* 11/2010 Tartaglia ..... D3/318  
D630,428 S \* 1/2011 Hong ..... D3/226  
D669,265 S \* 10/2012 Pent ..... D3/243  
D698,547 S \* 2/2014 Deneve ..... D3/243



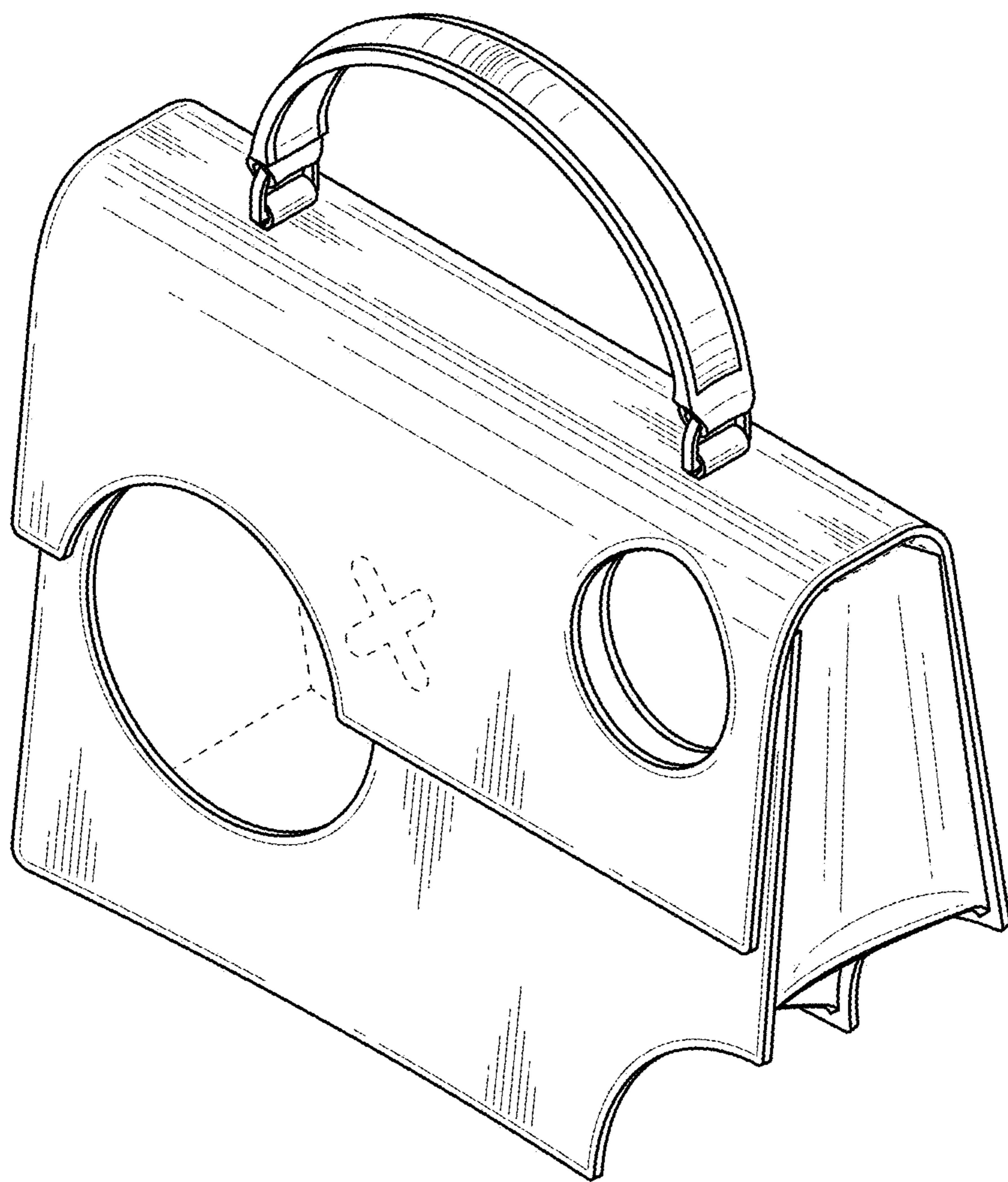


FIG. 1

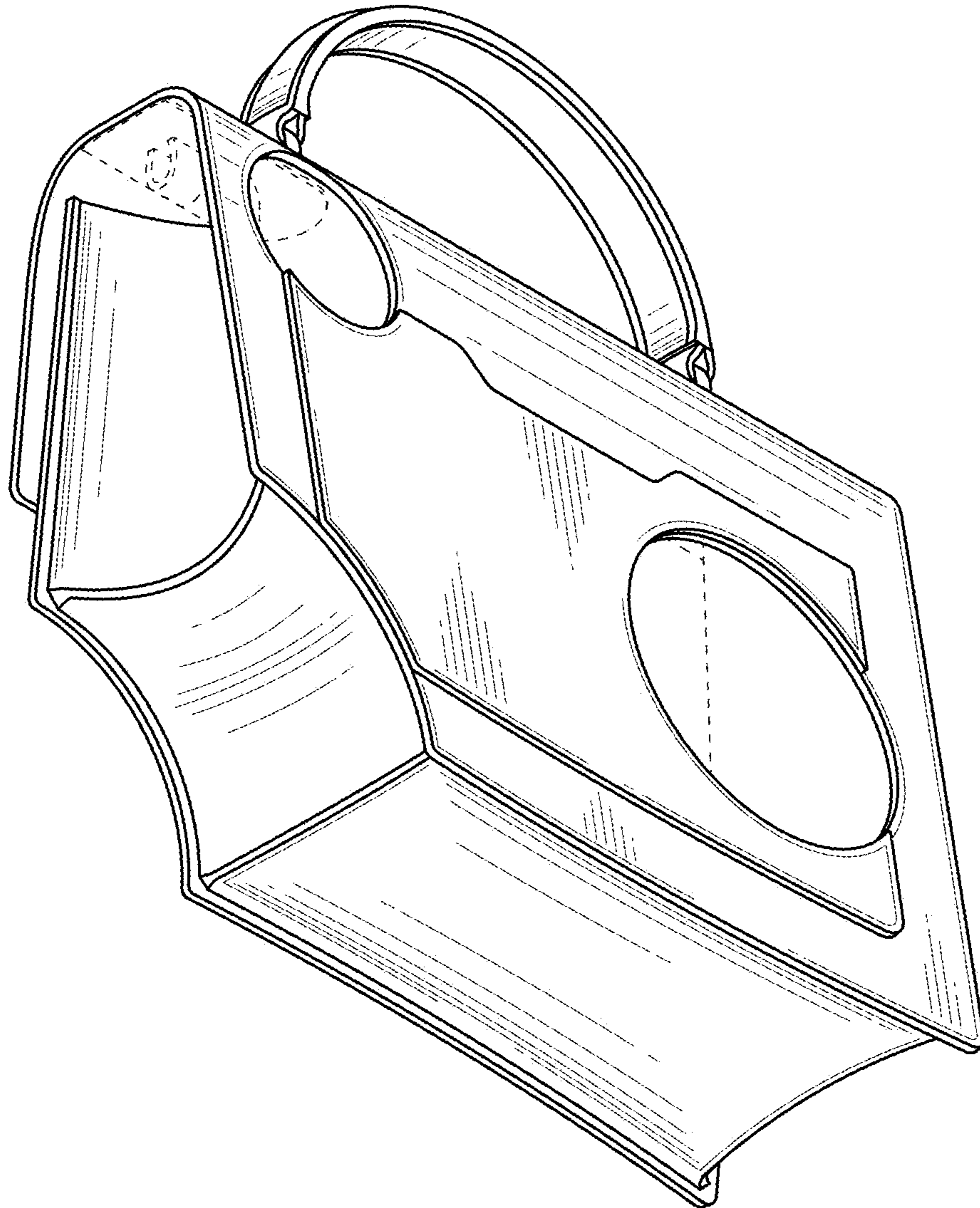


FIG. 2

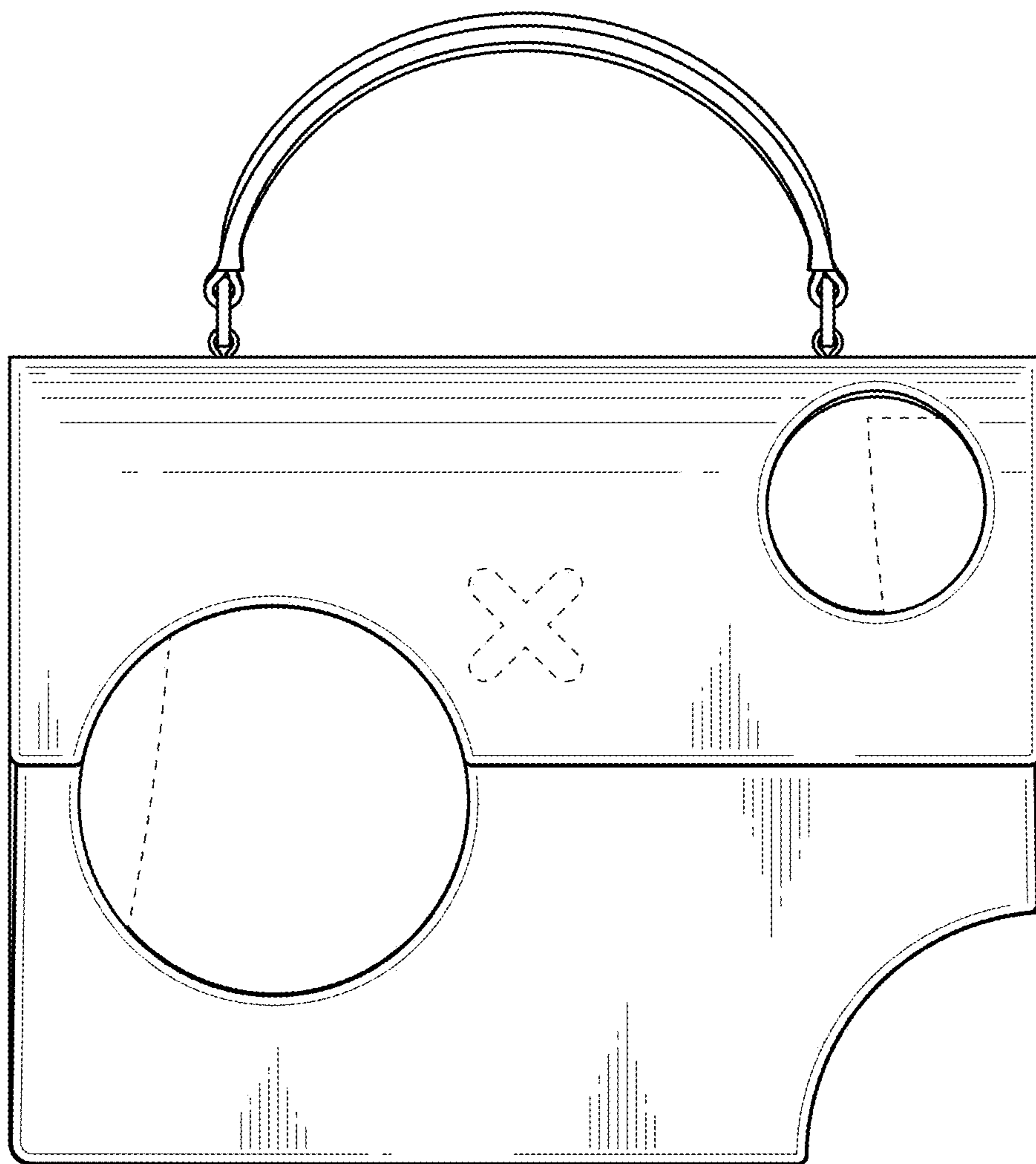


FIG. 3

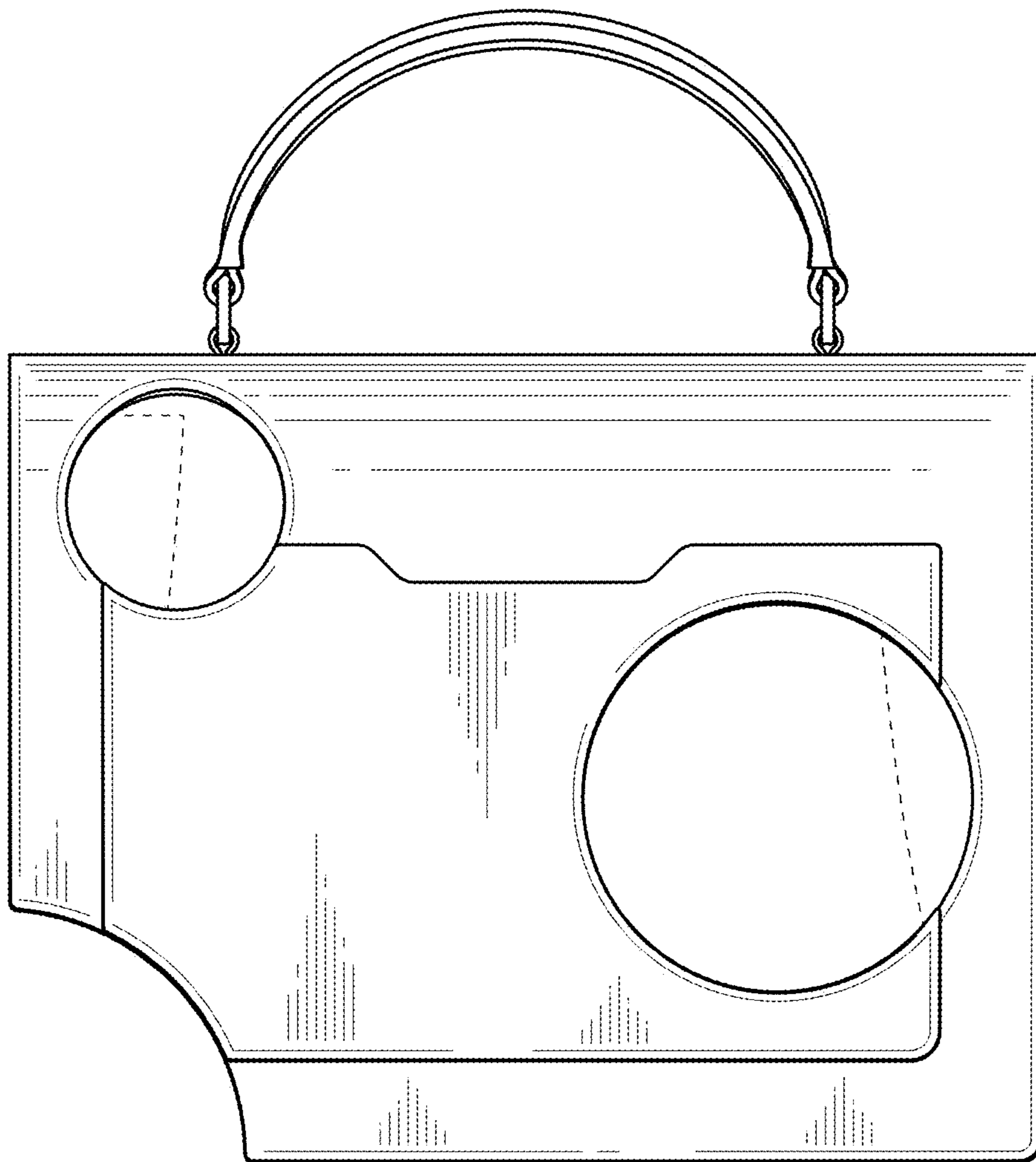


FIG. 4

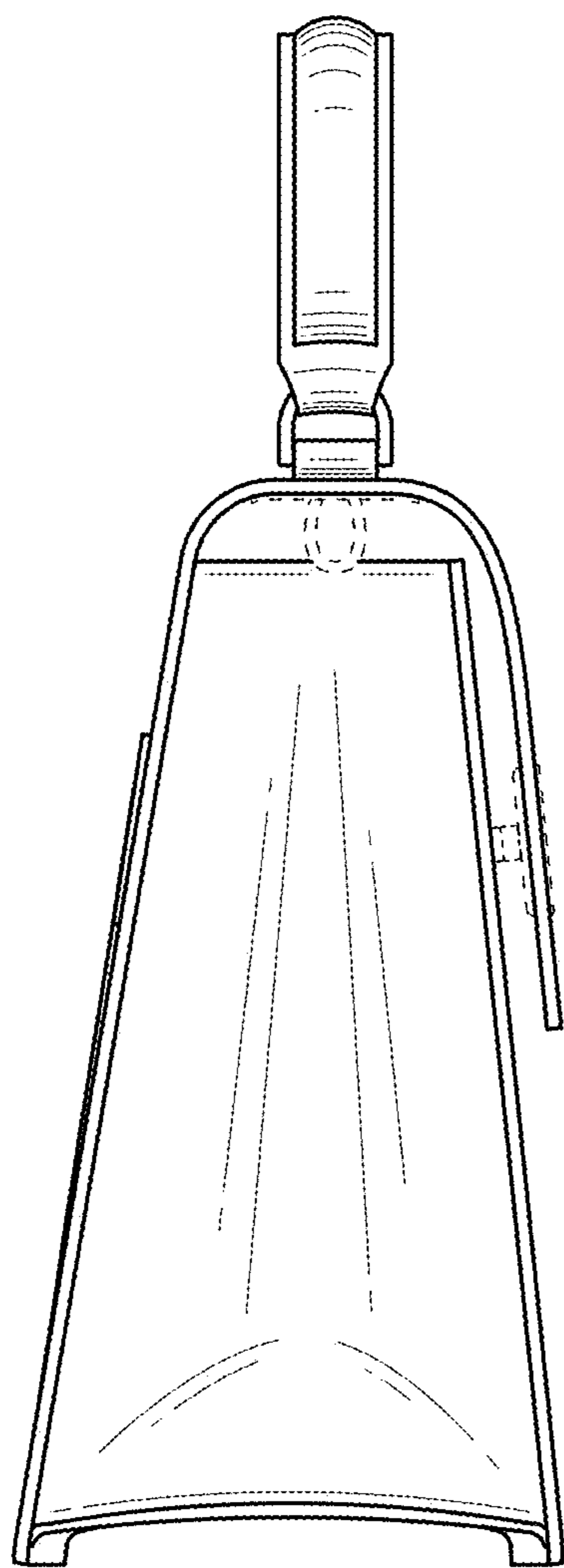


FIG. 5

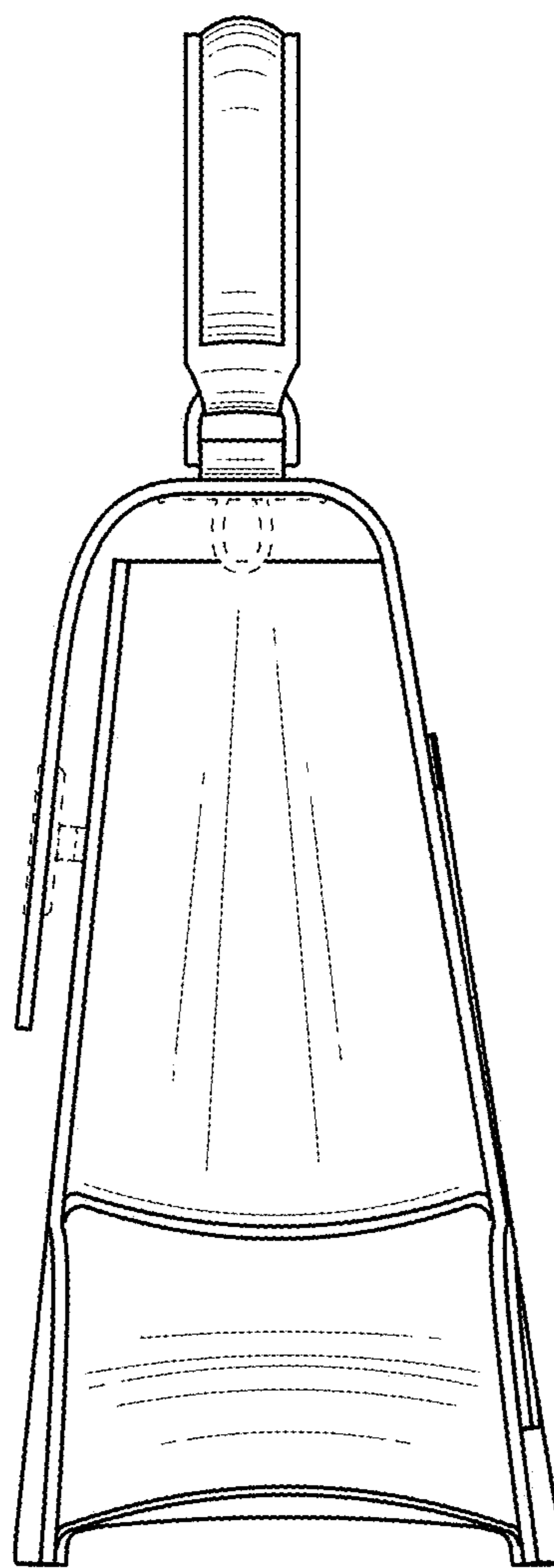


FIG. 6

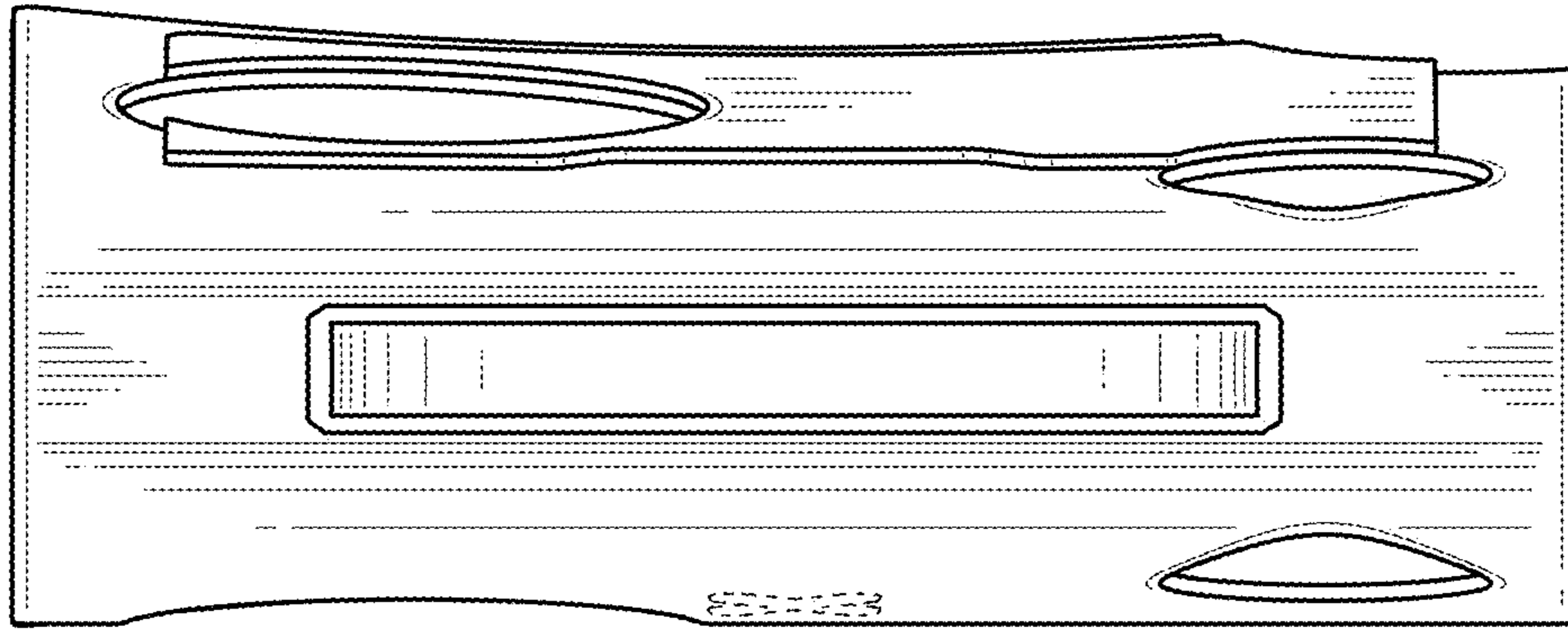


FIG. 7

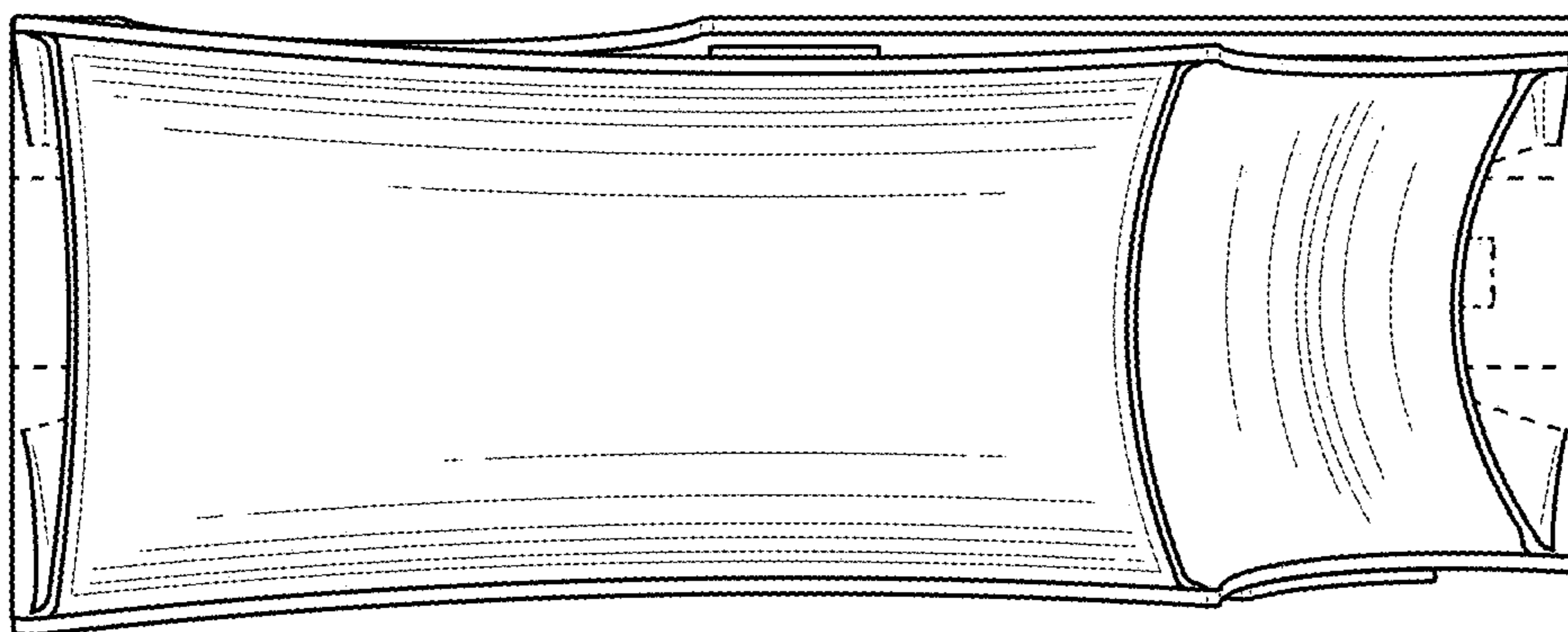


FIG. 8