



US00D925212S

(12) **United States Design Patent** (10) **Patent No.:** **US D925,212 S**
Klinker et al. (45) **Date of Patent:** **** Jul. 20, 2021**

(54) **METAL SHADE**

D247,329 S * 2/1978 Yoshida D3/5
 4,086,931 A * 5/1978 Hall E04H 15/001
 135/98
 D255,958 S * 7/1980 Browning D25/56
 (Continued)

(71) Applicant: **LANDSCAPE FORMS, INC.**,
Kalamazoo, MI (US)

(72) Inventors: **Thomas S. Klinker**, Bloomfield Hills,
MI (US); **Site Li**, Kalamazoo, MI (US);
Jacob M. Meyers, Mattawan, MI (US)

(73) Assignee: **LANDSCAPE FORMS, INC.**,
Kalamazoo, MI (US)

(**) Term: **15 Years**

(21) Appl. No.: **29/713,456**

(22) Filed: **Nov. 15, 2019**

(51) **LOC (13) Cl.** **03-03**

(52) **U.S. Cl.**
USPC **D3/5**

(58) **Field of Classification Search**
USPC D3/5, 6, 10
CPC ... A45B 11/00; A45B 2011/005; A45B 15/00;
A45B 17/00; A45B 2017/005; A45B
19/00; A45B 2019/001; A45B 2019/004;
A45B 2019/026; A45B 19/08; A45B
23/00; A45B 2023/0006; A45B
2023/0012; A45B 2023/2023; A45B
2023/0025; A45B 2023/0031; A45B
2023/0093; A45B 25/00; A45B 25/18;
A45B 25/20; A45B 25/22

See application file for complete search history.

(56) **References Cited**

U.S. PATENT DOCUMENTS

574,235 A * 12/1896 Bennitt et al. A45B 11/00
135/88.04
2,679,256 A * 5/1954 Bocchino A45B 19/02
135/20.2
3,361,145 A * 1/1968 Jones A45B 19/02
135/20.2
D229,124 S * 11/1973 Turner et al. D3/5
D247,328 S * 2/1978 Yoshida D3/5

OTHER PUBLICATIONS

Kinker et al., Design U.S. Appl. No. 29/713,450, entitled "Metal Shade", filed Nov. 15, 2019.

(Continued)

Primary Examiner — Steven J Czyz

(74) *Attorney, Agent, or Firm* — Heslin Rothenberg
Farley & Mesiti P.C.

(57) **CLAIM**

The ornamental design for a metal shade, as shown and described.

DESCRIPTION

This application is related to commonly assigned, co-pending design patent application Ser. No. 29/713,450, filed on Nov. 15, 2019 by Klinker et al. and entitled "Metal Shade", and is related to commonly assigned, co-pending design patent application Ser. No. 29/713,454, filed on Nov. 15, 2019 by Klinker et al. and entitled "Metal Shade", which applications are hereby incorporated herein by reference in their entirety.

FIG. 1 is a top perspective view of a metal shade in accordance with the new design;

FIG. 2 is a bottom perspective view thereof;

FIG. 3 is a front elevational view thereof;

FIG. 4 is a right side elevational view thereof;

FIG. 5 is a left side elevational view thereof;

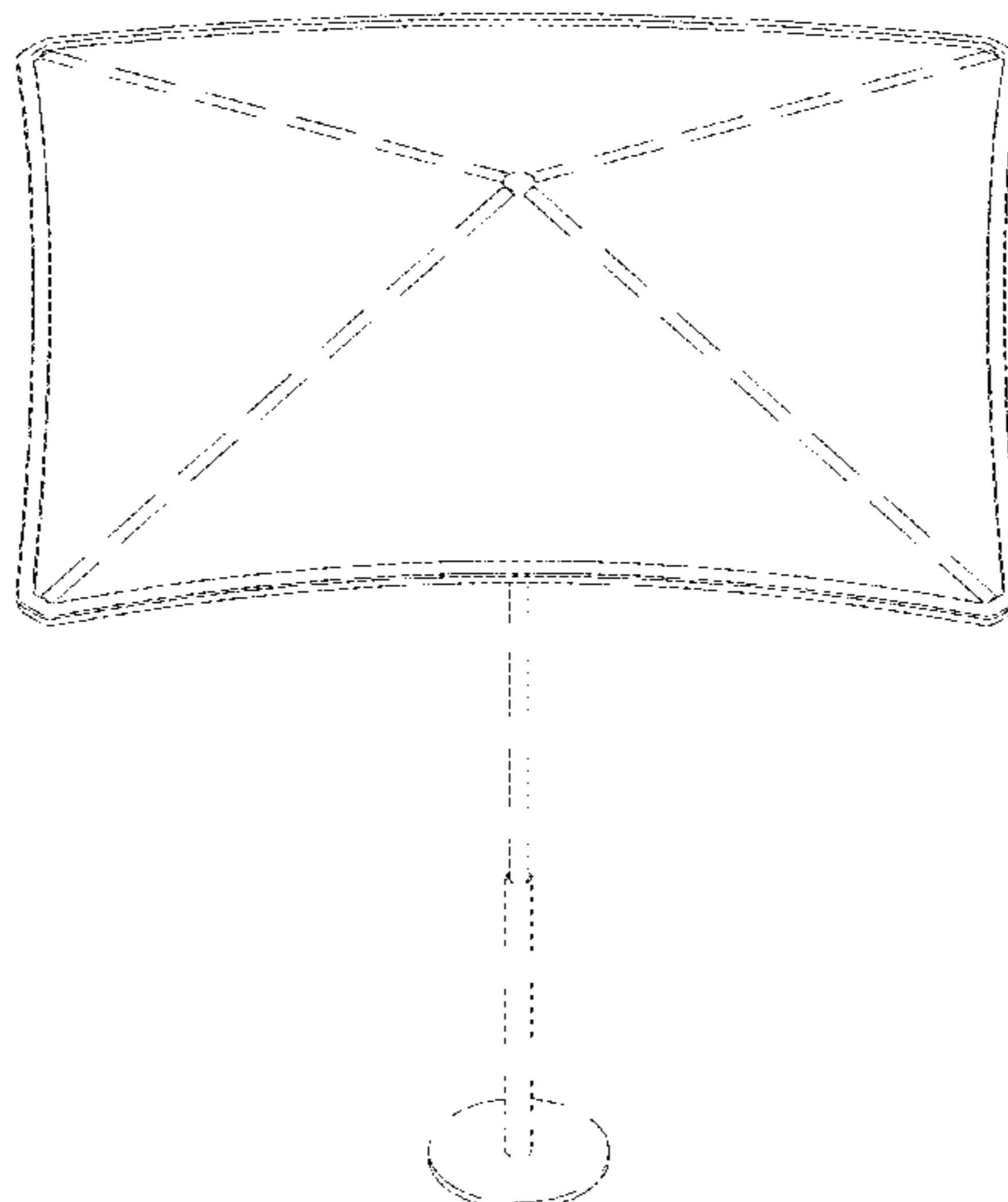
FIG. 6 is a rear elevational view thereof;

FIG. 7 is a top view thereof; and,

FIG. 8 is a bottom view thereof.

The broken lines in the drawings illustrate portions of the metal shade which form no part of the claimed design.

1 Claim, 8 Drawing Sheets



(56)

References Cited

U.S. PATENT DOCUMENTS

| | | | | |
|-------------------|---------|--------------------|-------|------------------------|
| D260,322 S * | 8/1981 | Williams | | D3/5 |
| 4,312,371 A * | 1/1982 | Koon | | A45B 11/00 135/19.5 |
| D265,862 S * | 8/1982 | Caldwell | | D3/5 |
| D373,465 S * | 9/1996 | Chipman | | 135/33.2 |
| D373,466 S * | 9/1996 | Chipman | | 135/33.2 |
| D373,467 S * | 9/1996 | Chipman | | 135/33.2 |
| 5,787,914 A * | 8/1998 | Greywall | | A01M 31/02 135/90 |
| D410,142 S * | 5/1999 | Chipman | | D3/5 |
| D412,993 S * | 8/1999 | Chipman | | E04H 15/001 D25/56 |
| D413,394 S * | 8/1999 | Chipman | | H01M 50/213 D25/56 |
| D415,573 S * | 10/1999 | Chipman | | D25/56 |
| D420,812 S * | 2/2000 | Chipman | | D6/335 |
| D421,132 S * | 2/2000 | Chipman | | D25/56 |
| 6,068,008 A * | 5/2000 | Caldwell | | A45B 23/00 135/143 |
| D429,000 S * | 8/2000 | Chipman | | D25/56 |
| 6,116,256 A * | 9/2000 | Pawsey | | A45B 19/00 135/147 |
| D432,665 S * | 10/2000 | Chipman | | D25/56 |
| D471,003 S * | 3/2003 | Naylor | | D3/5 |
| D475,524 S * | 6/2003 | Clarke | | D3/5 |
| D484,677 S * | 1/2004 | Austin | | D3/5 |
| D491,348 S * | 6/2004 | Clarke | | D3/5 |
| D497,478 S * | 10/2004 | Clarke | | D3/5 |
| 6,941,958 B1 * | 9/2005 | Sobek | | A45B 19/02 135/20.3 |
| D513,117 S * | 12/2005 | Raede | | D3/5 |
| D516,294 S * | 3/2006 | Olson | | D3/5 |
| D546,551 S * | 7/2007 | de Oliveira Santos | | D3/5 |
| D559,528 S * | 1/2008 | Clarke | | D3/10 |
| D562,989 S * | 2/2008 | Chipman | | D25/56 |
| D664,792 S * | 8/2012 | Gustafson | | D6/692.3 |
| D665,569 S * | 8/2012 | Ketcher | | D3/5 |
| D668,443 S * | 10/2012 | Sims, II | | D3/5 |
| D689,705 S * | 9/2013 | Gustafson | | D6/353 |
| 8,550,099 B2 * | 10/2013 | Essex | | A45B 23/00 135/33.2 |
| D707,037 S * | 6/2014 | Tetsuro | | D3/5 |
| D718,558 S * | 12/2014 | Chipman | | D6/692.3 |
| D759,367 S * | 6/2016 | Zaccaro | | D3/5 |
| D765,387 S * | 9/2016 | Chow | | D3/5 |
| D767,923 S | 10/2016 | Cochran et al. | | |
| D791,467 S * | 7/2017 | Neuman | | D3/5 |
| D811,719 S * | 3/2018 | Weng | | D3/5 |
| D857,372 S * | 8/2019 | Van Puyvelde | | D3/10 |
| 10,376,069 B2 * | 8/2019 | Scrone-Smith | | A47C 1/12 |
| D881,549 S * | 4/2020 | Pashandi | | D3/5 |
| 10,694,823 B2 * | 6/2020 | Aubry | | A45B 25/02 |
| D899,762 S * | 10/2020 | Holbrook | | D3/5 |
| D900,463 S * | 11/2020 | Aubry | | D3/5 |
| 10,925,360 B1 * | 2/2021 | Schwiebert | | A45B 19/04 |
| 2014/0028242 A1 * | 1/2014 | Akin | | H01M 50/213 320/101 |

OTHER PUBLICATIONS

Klinker et al., Design U.S. Appl. No. 29/713,454, entitled "Metal Shade", filed Nov. 15, 2019.
Peak Sun Shade, Landscapeforms.com, <https://www.landscapeforms.com/en-US/product/Pages/Peak-Sun-Shade.aspx> (Year: 2021).
Disc Umbrella, Landscapeforms.com, <https://www.landscapeforms.com/en-US/product/Pages/Disc-Sun-Shade.aspx> (Year: 2021).
Kay Park Fiberglass Umbrella, picnictablesupplier.com, <https://www.picnictablesupplier.com/umbrella-round-fiberglass> (Year: 2021).
Student Project | Landscape as Laboratory: Umbrellas | Taylor Becker, worldlandscapearchitect.com, https://worldlandscapearchitect.com/student-project-landscape-as-laboratory-umbrellas-taylor-becker/#.YHbod_IKhOR (Year: 2013).

* cited by examiner

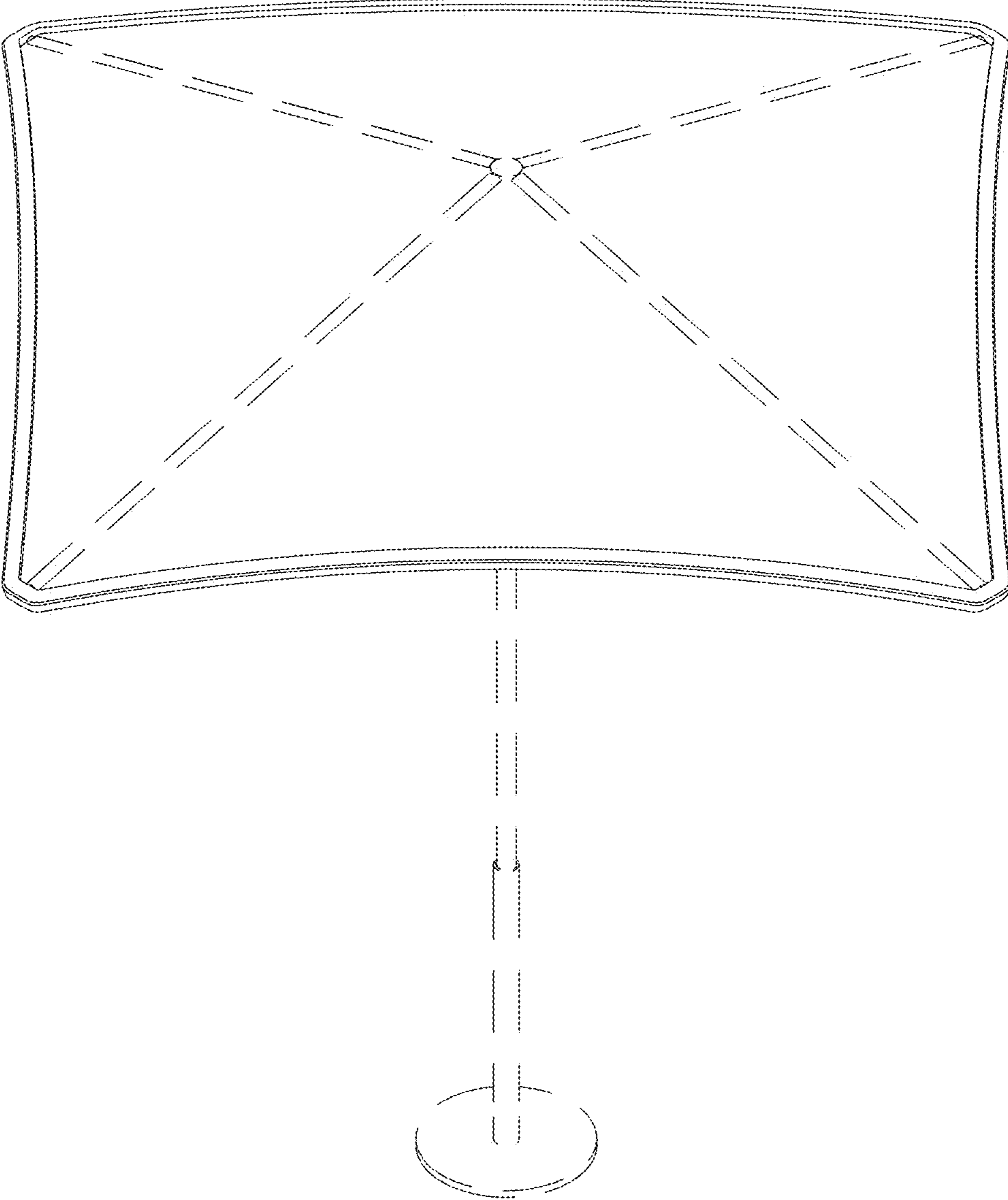


FIG. 1

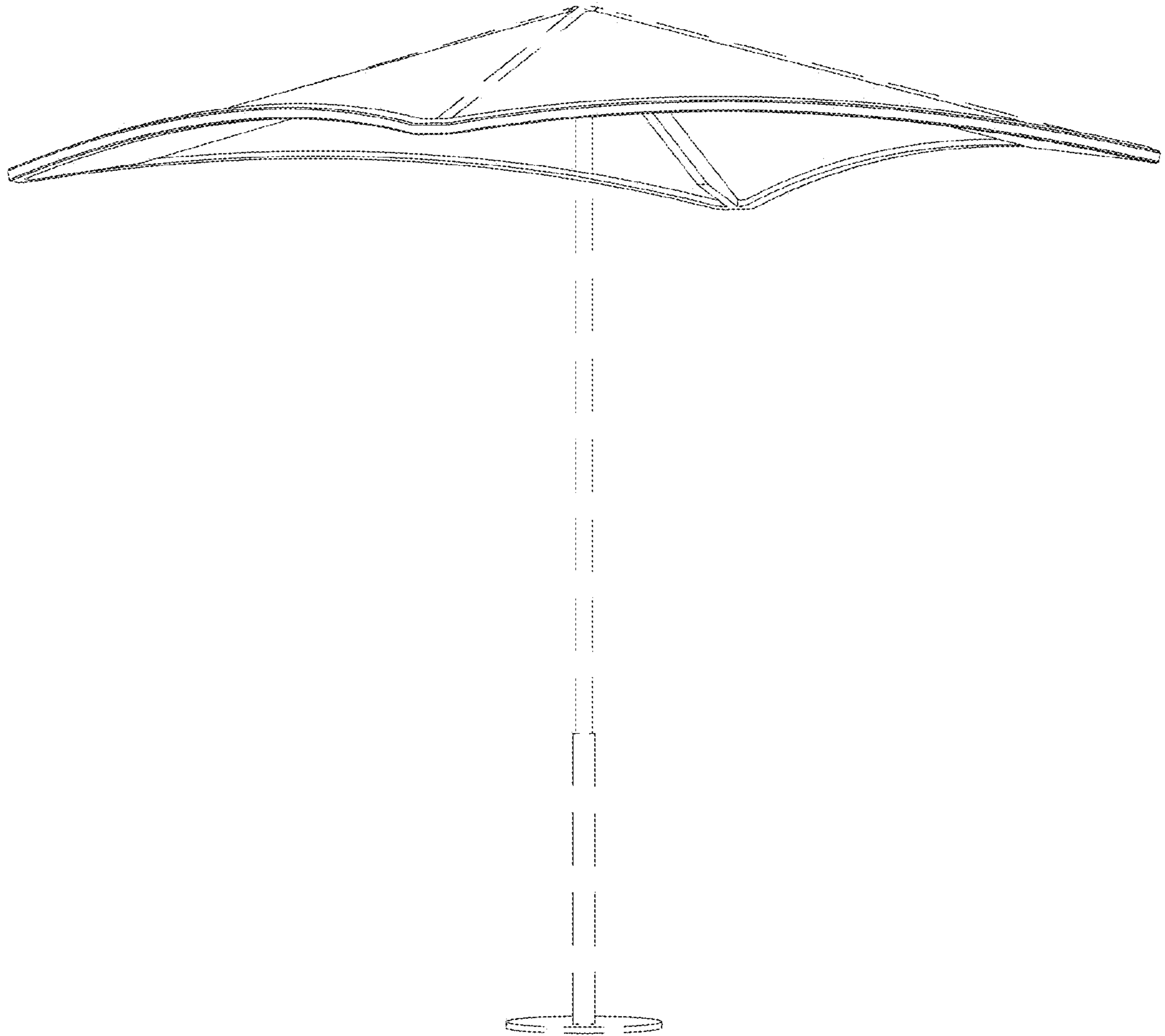


FIG. 2

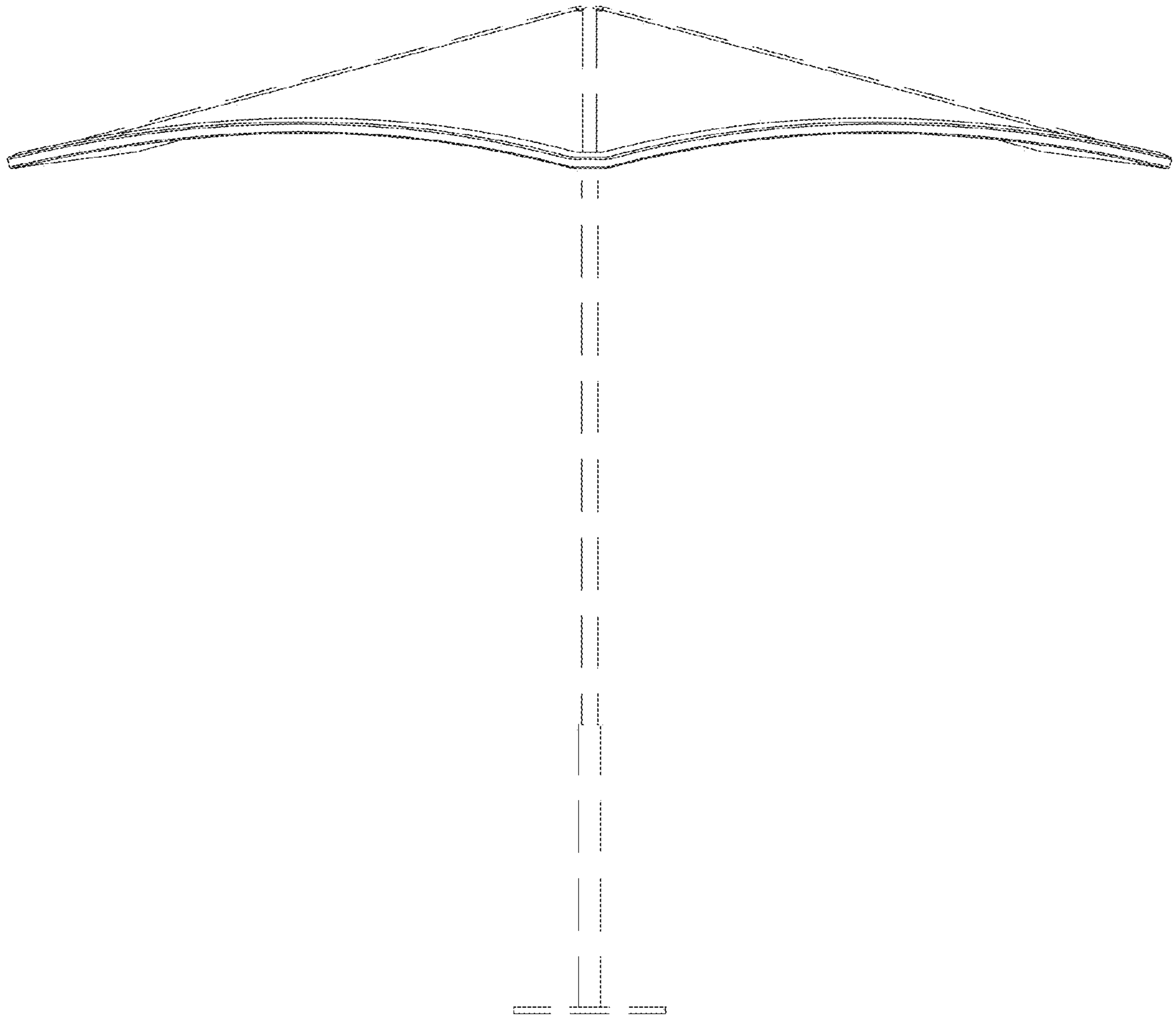


FIG. 3

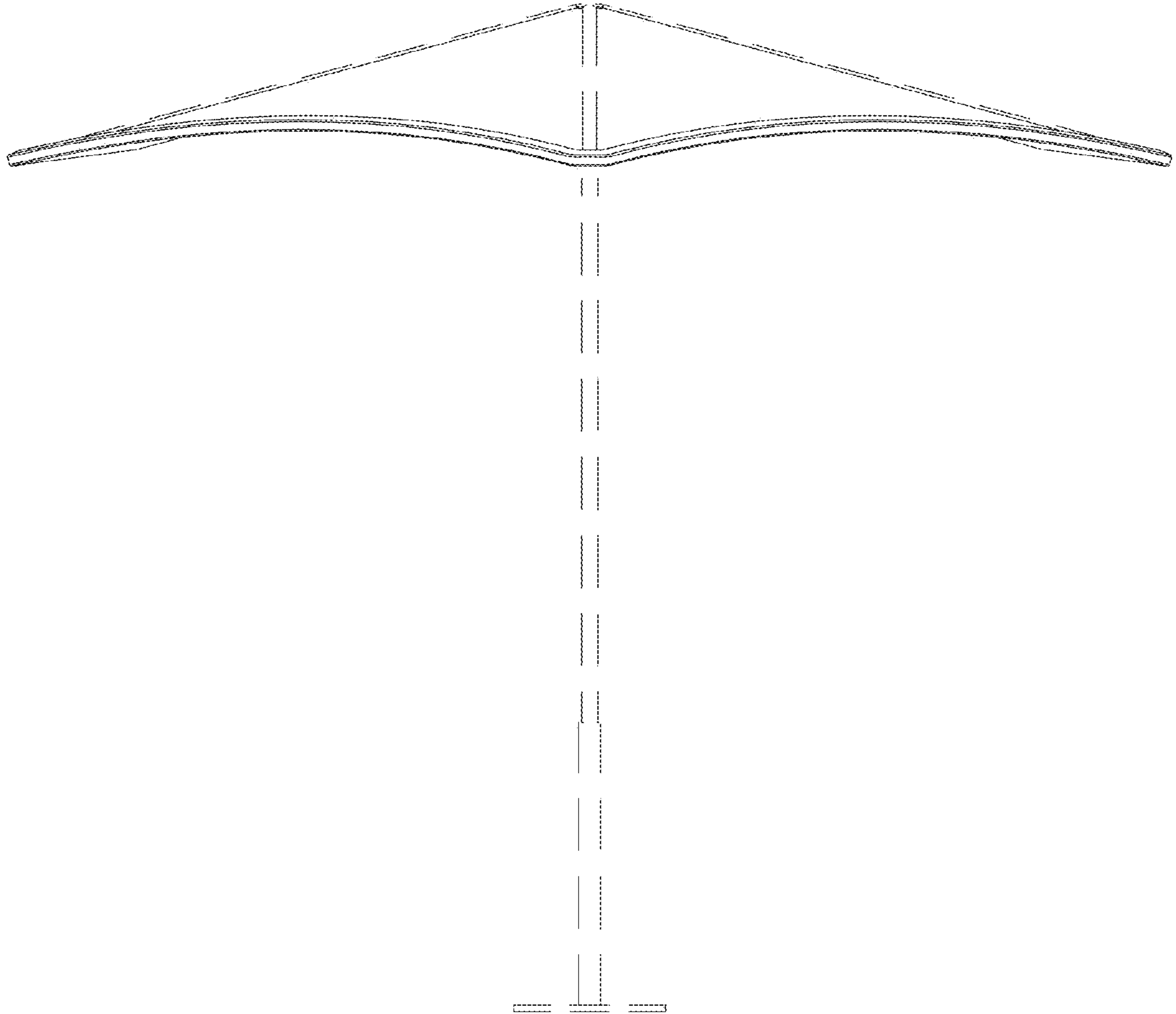


FIG. 4

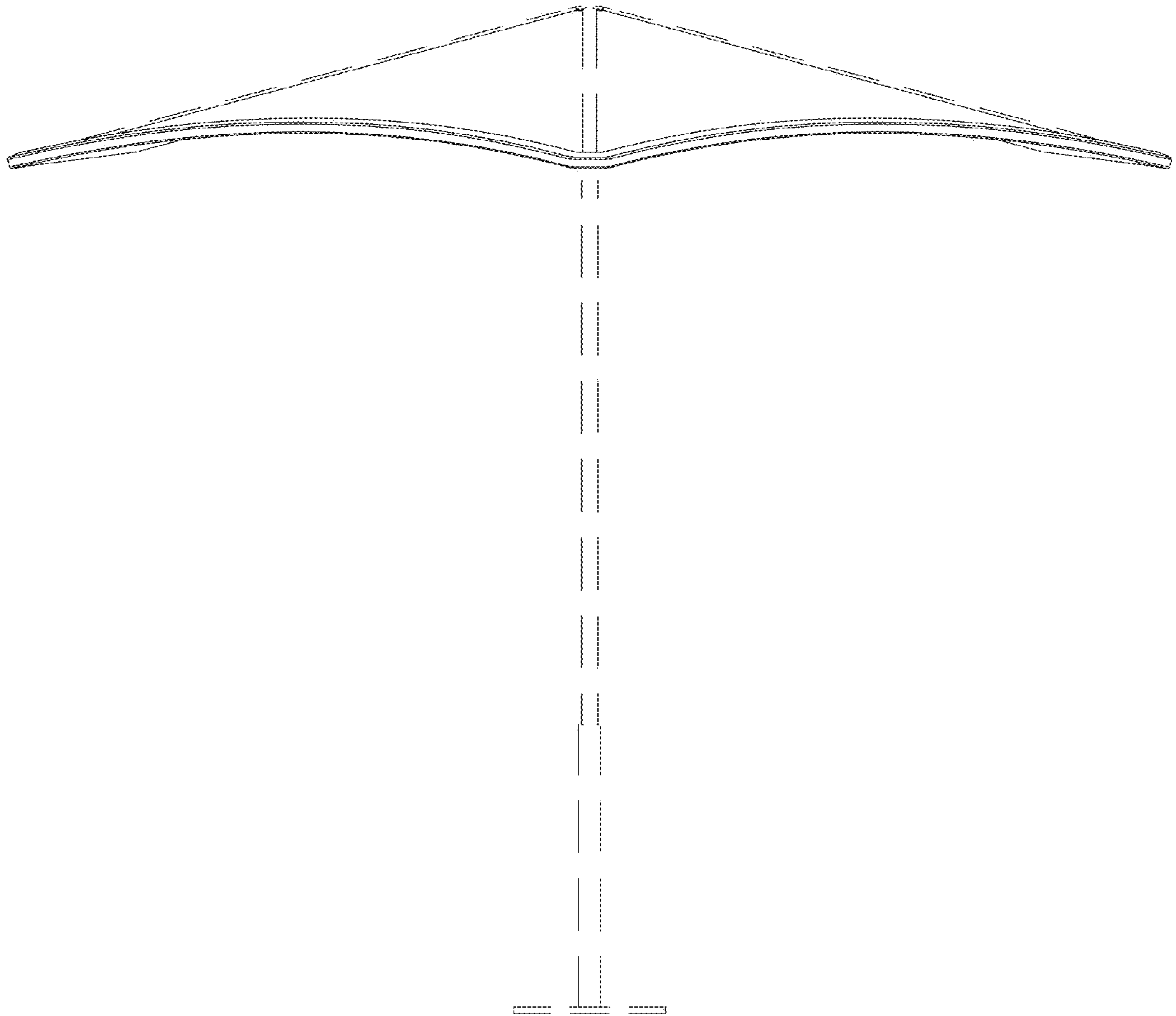


FIG. 5

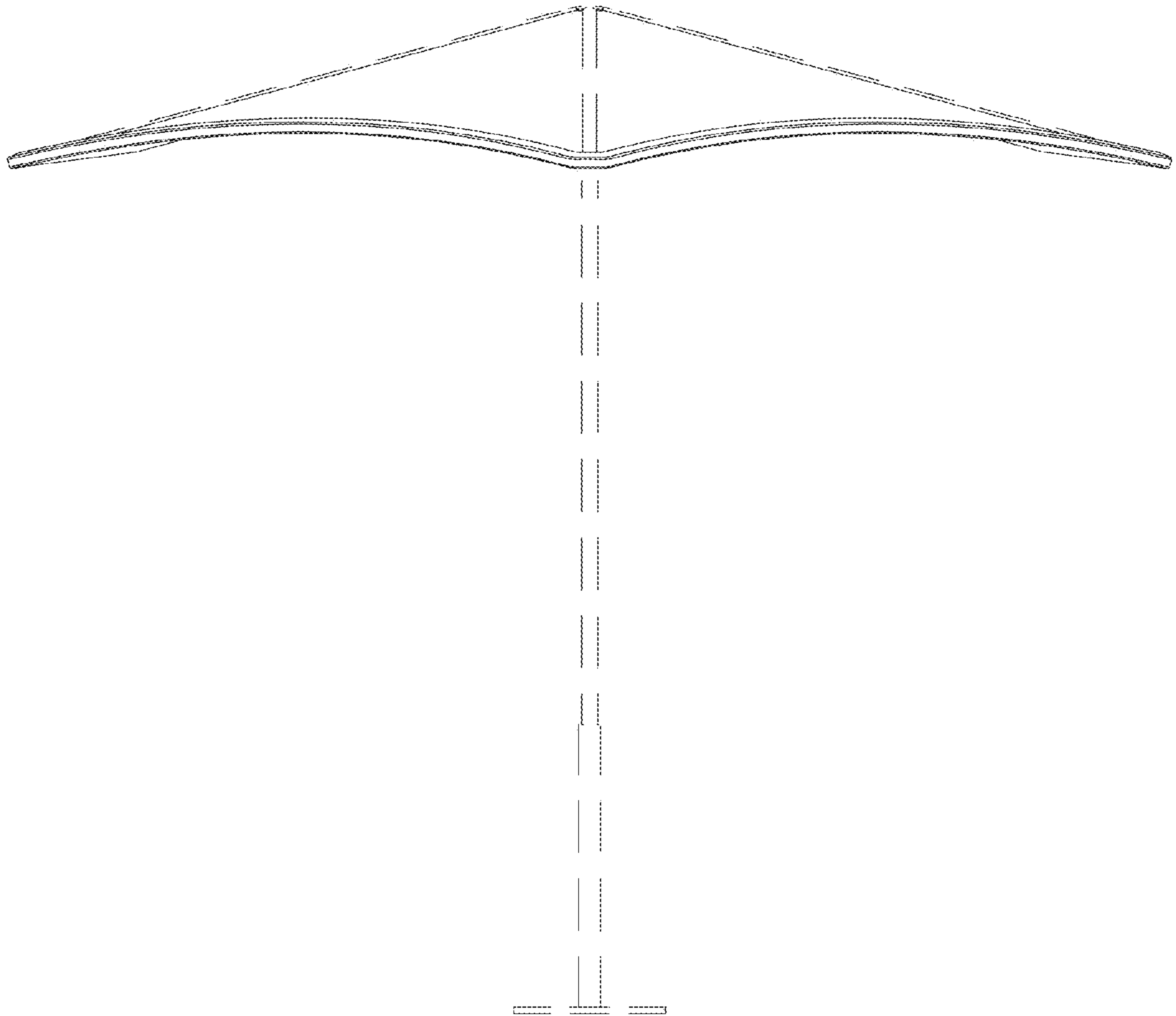


FIG. 6

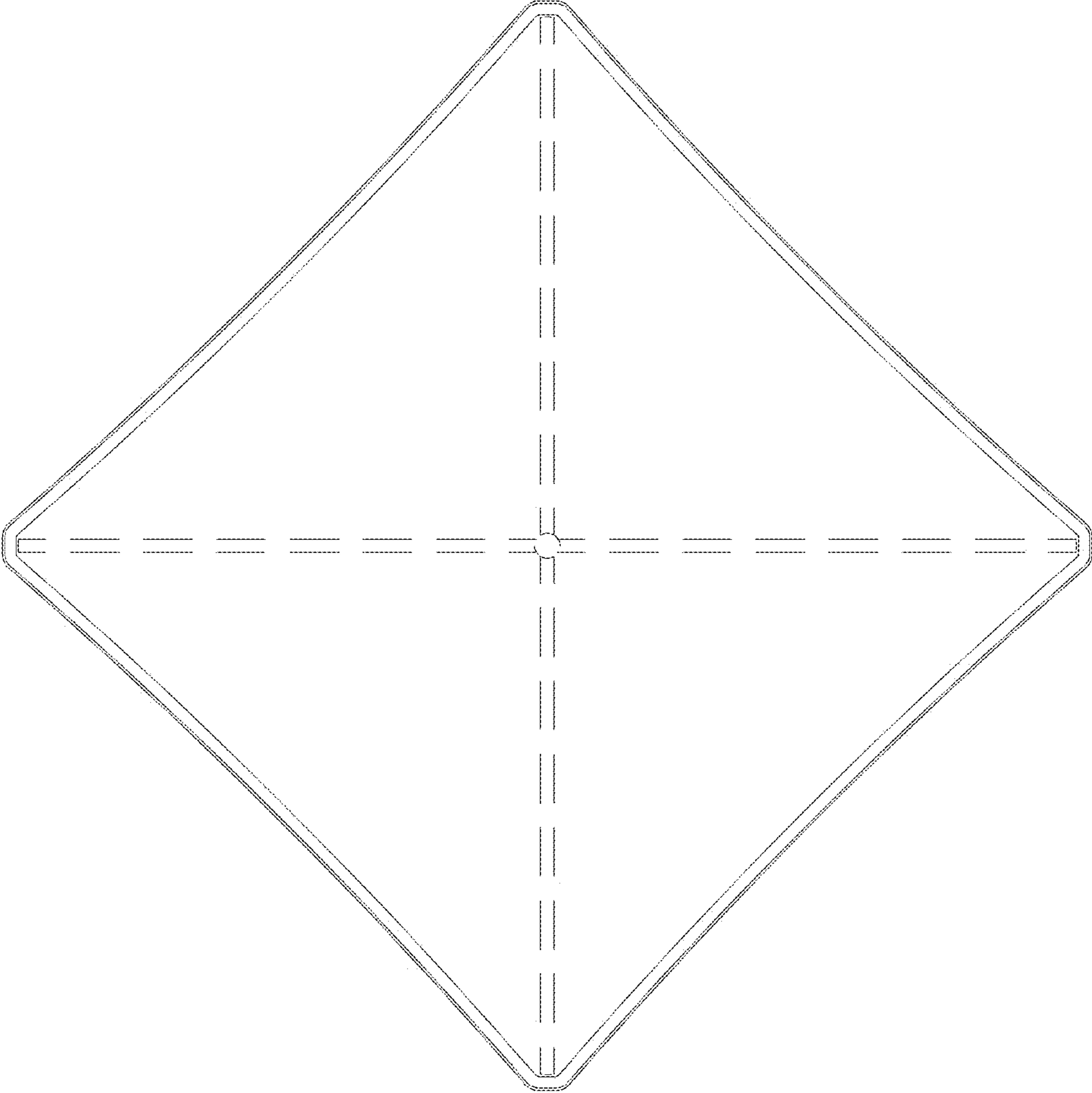


FIG. 7

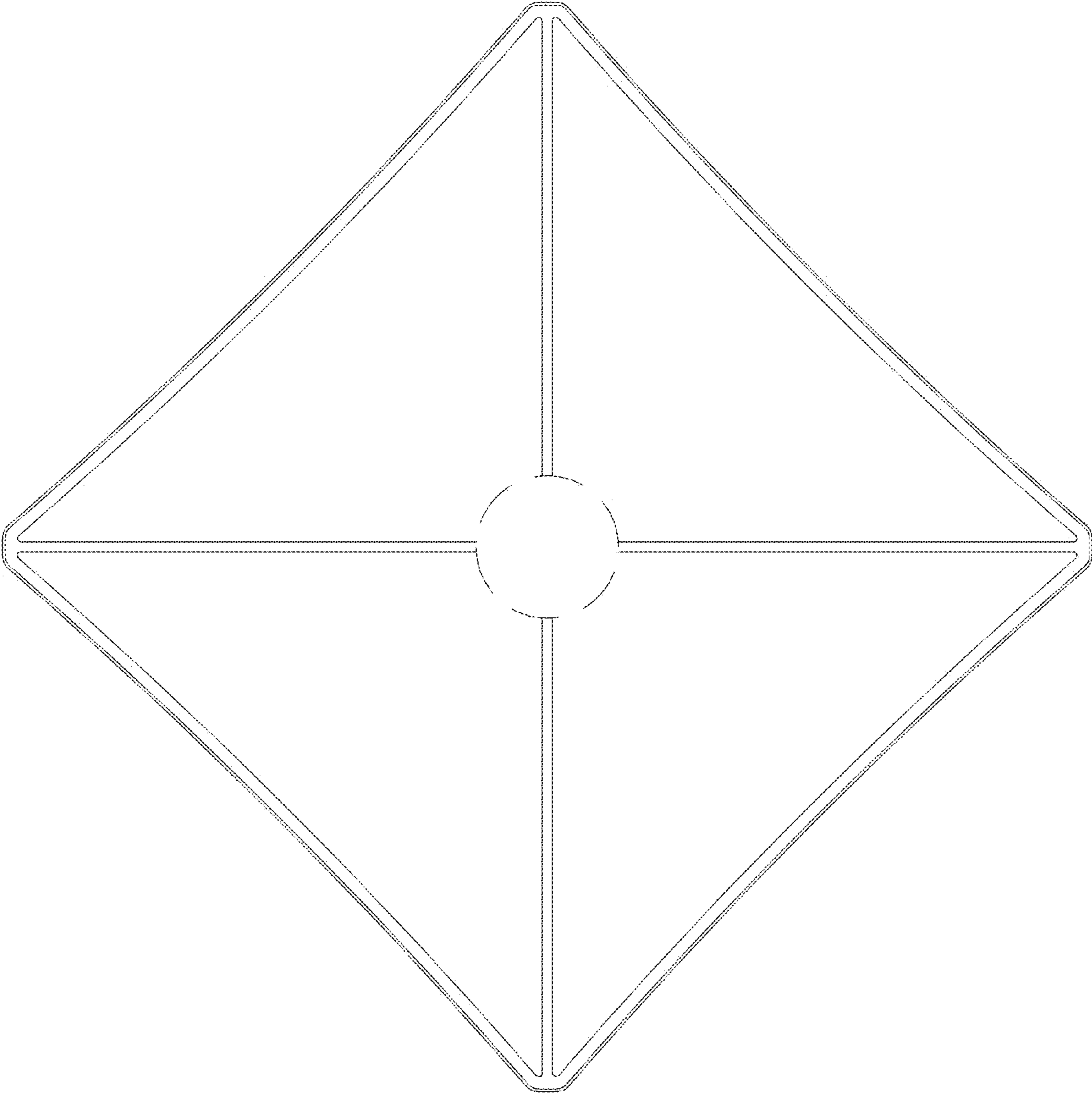


FIG. 8