

US00D925178S

(12) **United States Design Patent** (10) **Patent No.:** **US D925,178 S**
Vella (45) **Date of Patent:** **** Jul. 20, 2021**

(54) **SHOE SOLE**
(71) Applicant: **PUMA SE**, Herzogenaurach (DE)
(72) Inventor: **Chris Vella**, Cambridge, MA (US)
(73) Assignee: **PUMA SE**, Herzogenaurach (DE)
(**) Term: **15 Years**

D869,133 S * 12/2019 Martin D2/947
D872,431 S * 1/2020 Petrenka D2/947
D893,837 S * 8/2020 Ni D2/947
D893,855 S * 8/2020 Gridley D2/977
D897,646 S * 10/2020 Rasmussen D2/947
D903,252 S * 12/2020 Vella D2/947
D903,253 S * 12/2020 Vella D2/947
D905,389 S * 12/2020 Nethongkome D2/947
10,849,374 B2 * 12/2020 Clarke A41D 31/125
D906,650 S * 1/2021 Spring D2/947

(Continued)

(21) Appl. No.: **29/661,706**

(22) Filed: **Aug. 30, 2018**

(51) **LOC (13) Cl.** **02-04**

(52) **U.S. Cl.**
USPC **D2/947**; D2/953

(58) **Field of Classification Search**
USPC D2/896, 902, 905, 907, 908, 946, 947,
D2/951, 953, 960, 972, 977
CPC A43B 1/00; A43B 1/10; A43B 1/12; A43B
1/14; A43B 5/00; A43B 5/001; A43B
5/002; A43B 5/007; A43B 5/008; A43B
5/02; A43B 5/06; A43B 5/08; A43B 5/10;
A43B 5/14; A43B 13/00; A43B 13/02;
A43B 13/023; A43B 13/04; A43B 13/12;
A43B 13/122; A43B 13/14; A43B
13/141; A43B 13/18; A43B 13/181; A43B
13/32

See application file for complete search history.

(56) **References Cited**

U.S. PATENT DOCUMENTS

D334,279 S * 3/1993 Teague D2/977
D397,847 S * 9/1998 Hudson D2/947
6,389,713 B1 * 5/2002 Kita A43B 13/026
36/28
D743,153 S * 11/2015 Taylor D2/947
D745,772 S * 12/2015 Woodman D2/972
D765,365 S * 9/2016 Chang D2/947
D803,531 S * 11/2017 Petrie D2/947
D846,244 S * 4/2019 Ford D2/947
D848,127 S * 5/2019 Nethongkome D2/947

OTHER PUBLICATIONS

Nike Men's Black Zig Zag Sole Sneakers, <https://www.lyst.com/shoes/nike-zig-zag-sole-sneakers/>, copyright 2021 (Year: 2021).*

Primary Examiner — Elizabeth J Oswecki

(74) *Attorney, Agent, or Firm* — Leydig, Voit & Mayer, Ltd.

(57) **CLAIM**

The ornamental design for a shoe sole, as shown and described.

DESCRIPTION

FIG. 1 is a lateral view of a shoe sole showing my new design;

FIG. 2 is a medial view thereof;

FIG. 3 is a front view thereof;

FIG. 4 is a rear view thereof;

FIG. 5 is a top view thereof;

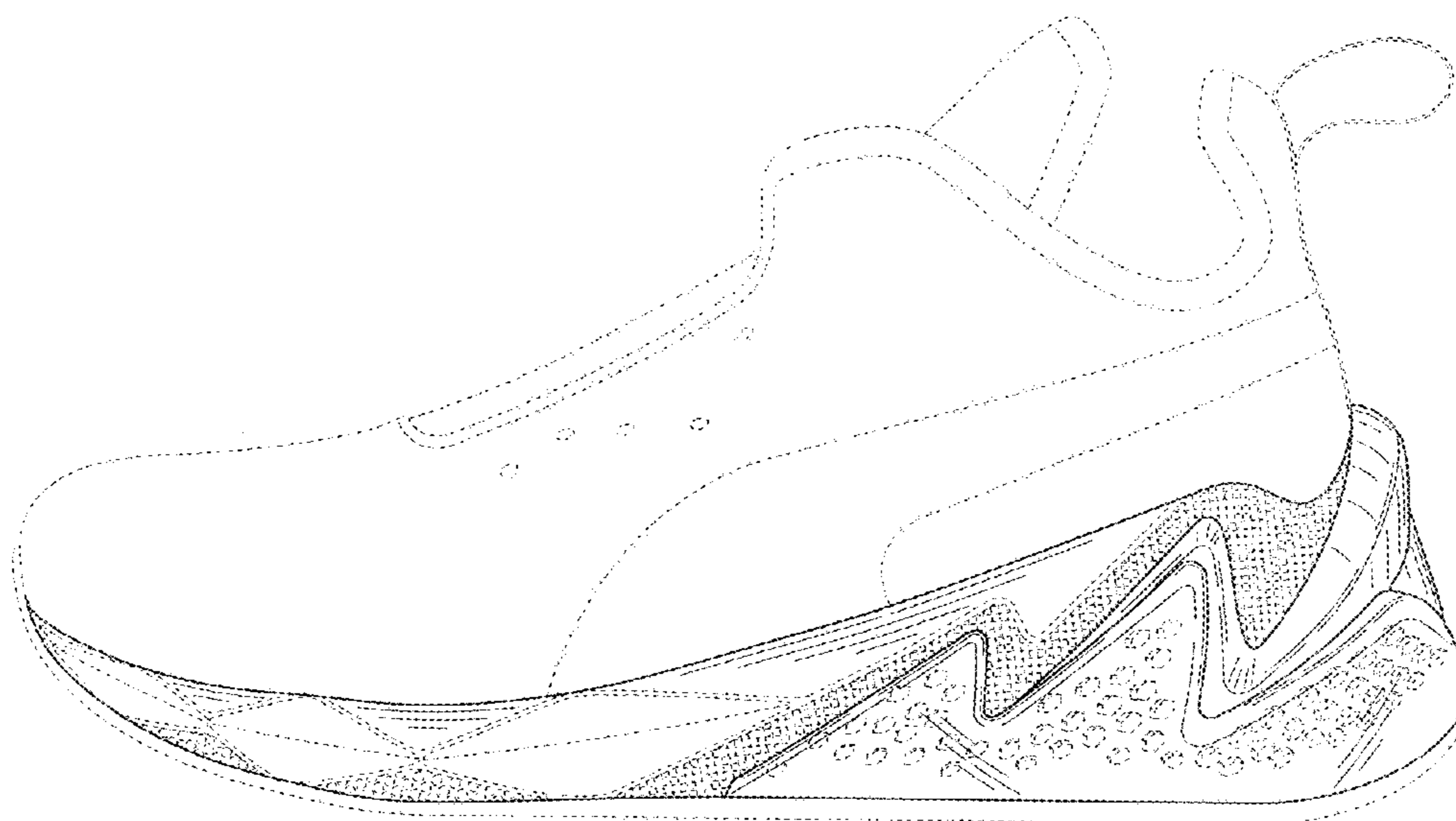
FIG. 6 is a bottom view thereof; and,

FIG. 7 is a top, front, lateral perspective view thereof.

The oblique line shading in the heel section of the mid-sole of the shoe sole indicate a transparent surface and broken line features in the heel section are behind the transparent surface.

Any broken lines in the drawings indicate portions which form no part of the claimed design.

1 Claim, 6 Drawing Sheets



(56)

References Cited

U.S. PATENT DOCUMENTS

2003/0000108 A1* 1/2003 Kita A43B 13/186
36/28

* cited by examiner

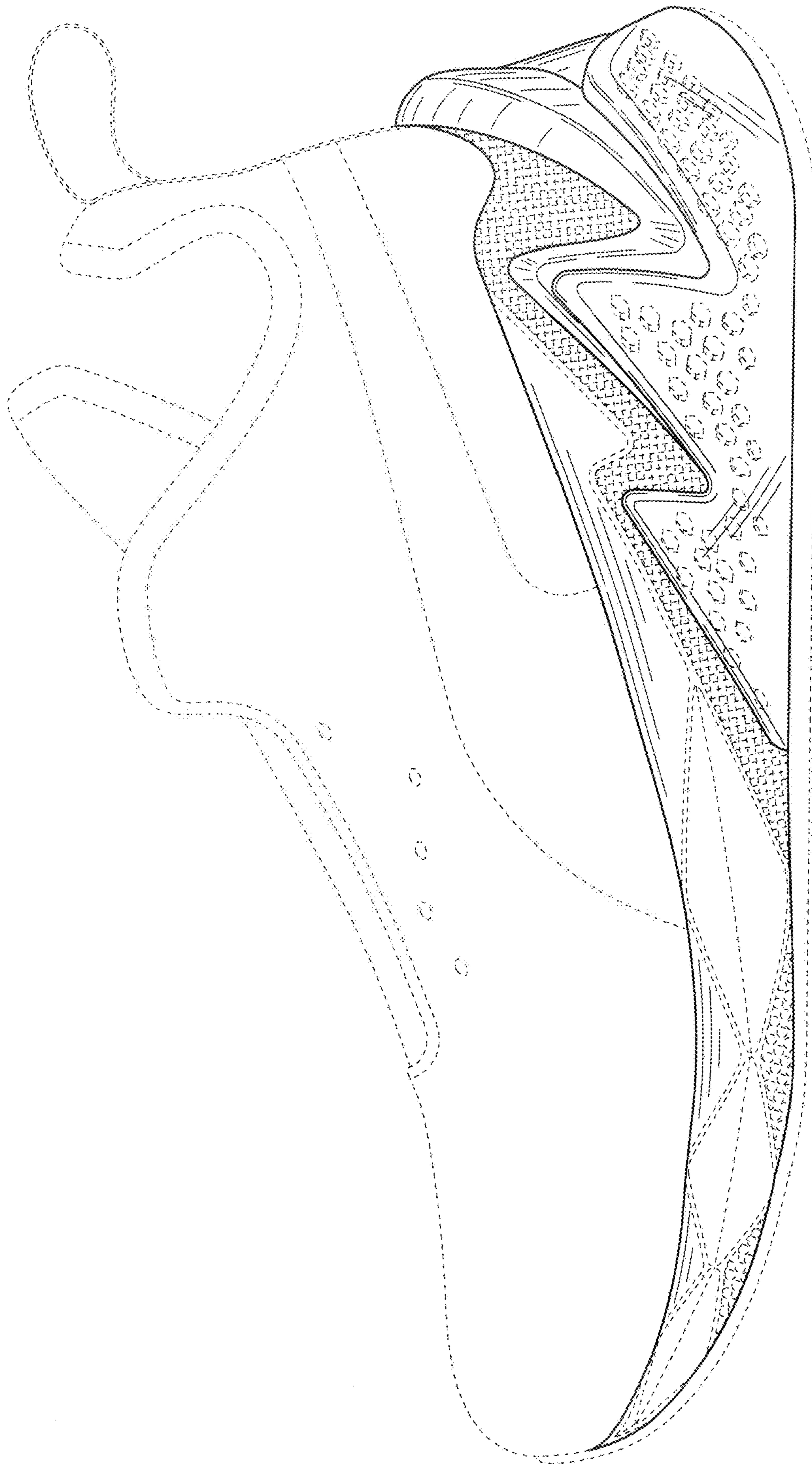


FIG. 1

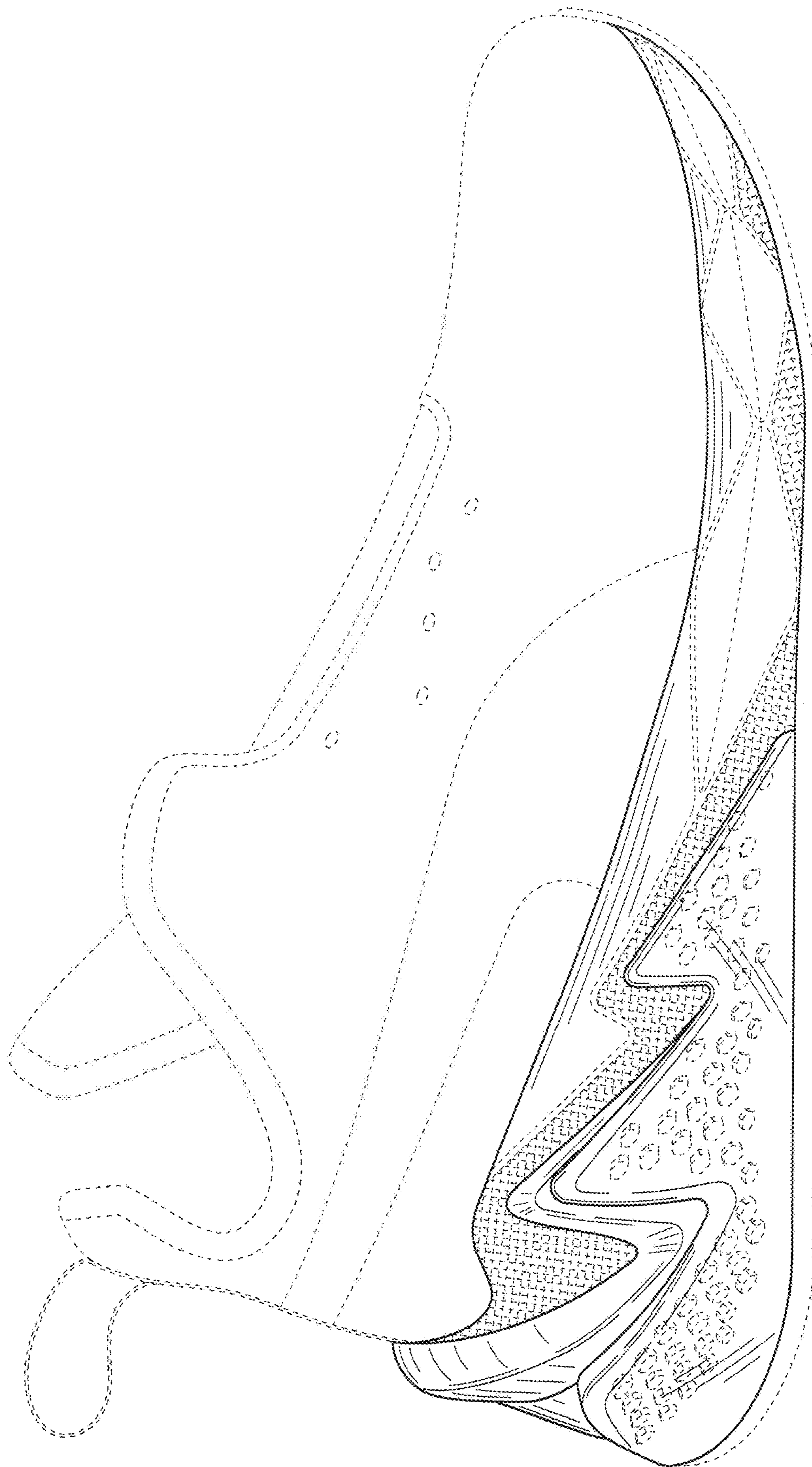


FIG. 2

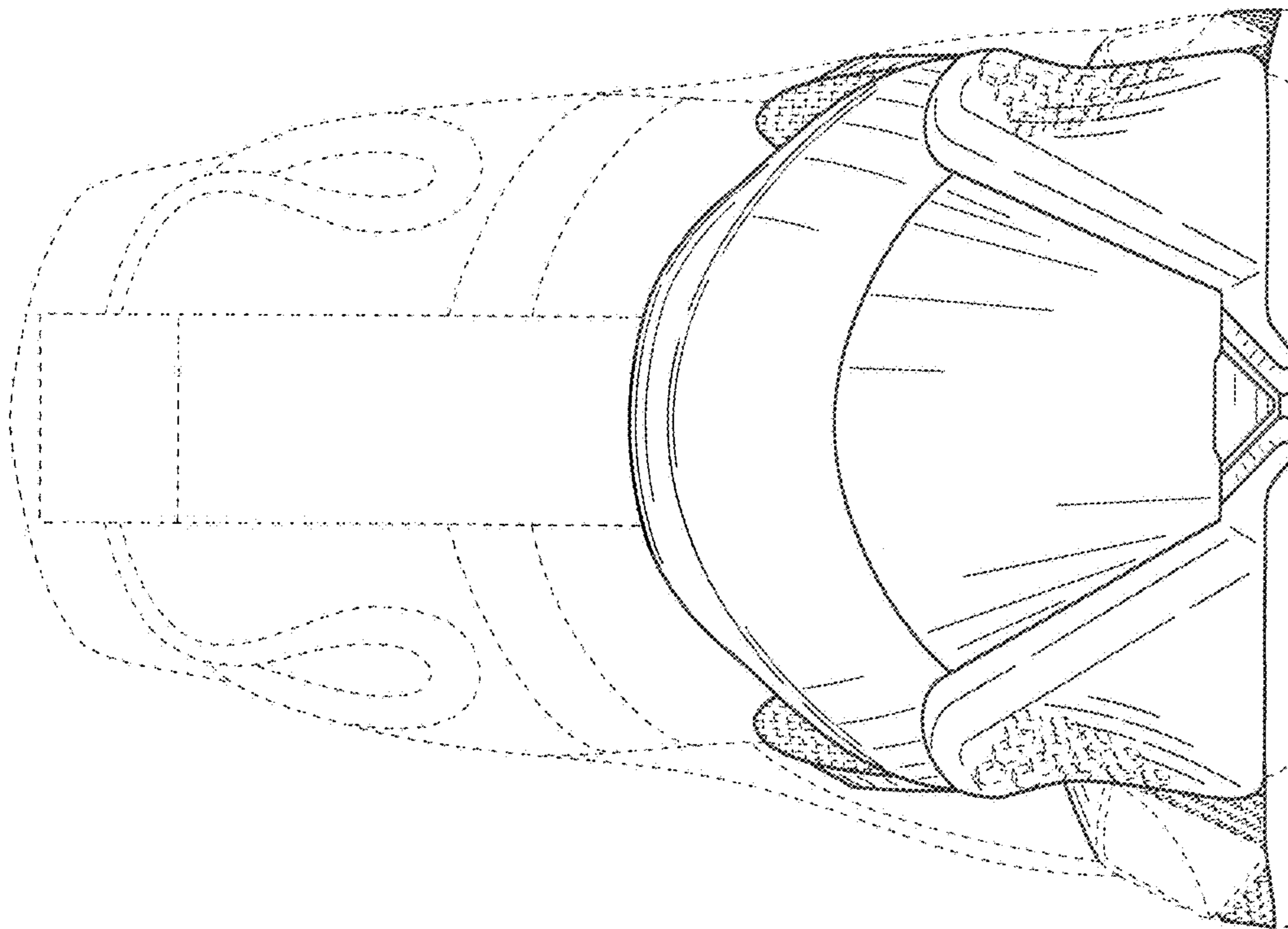


FIG. 4

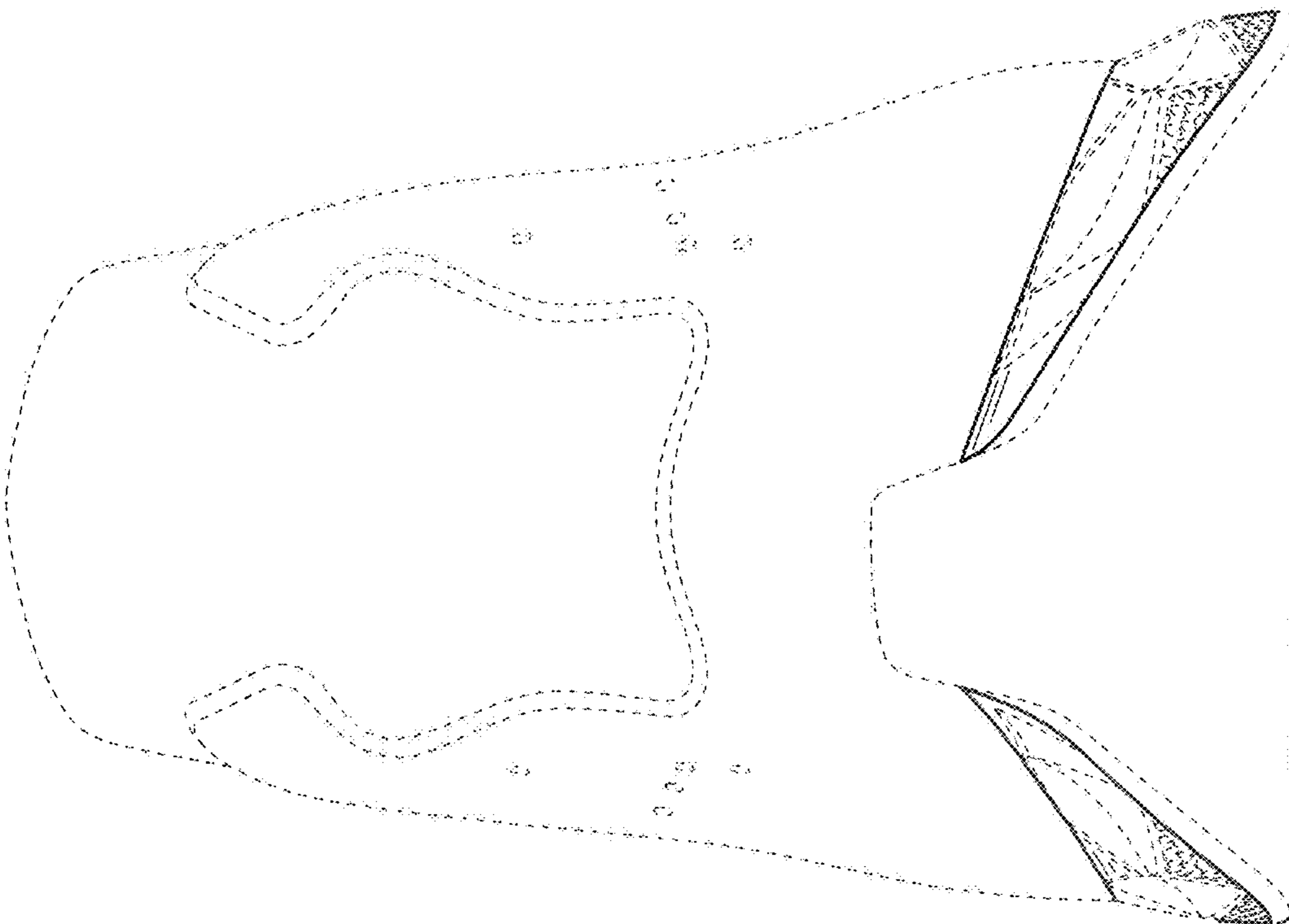


FIG. 3

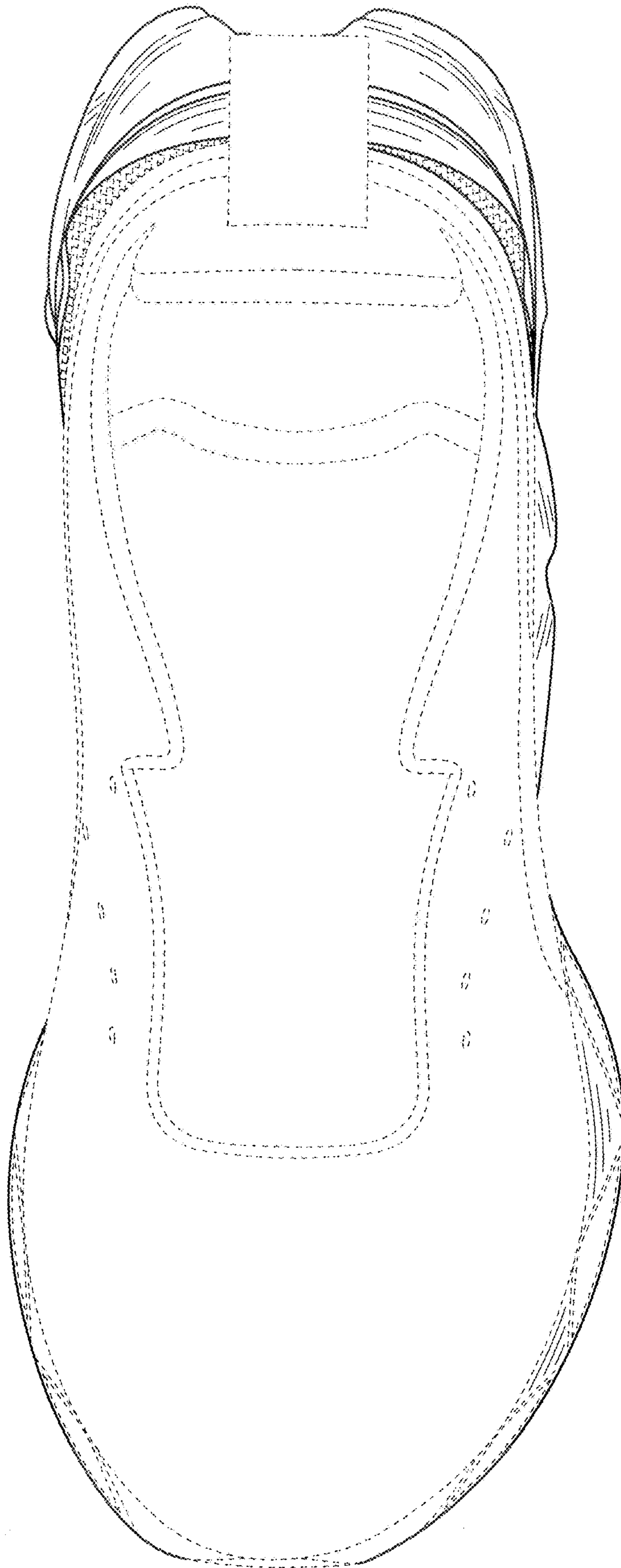


FIG. 5

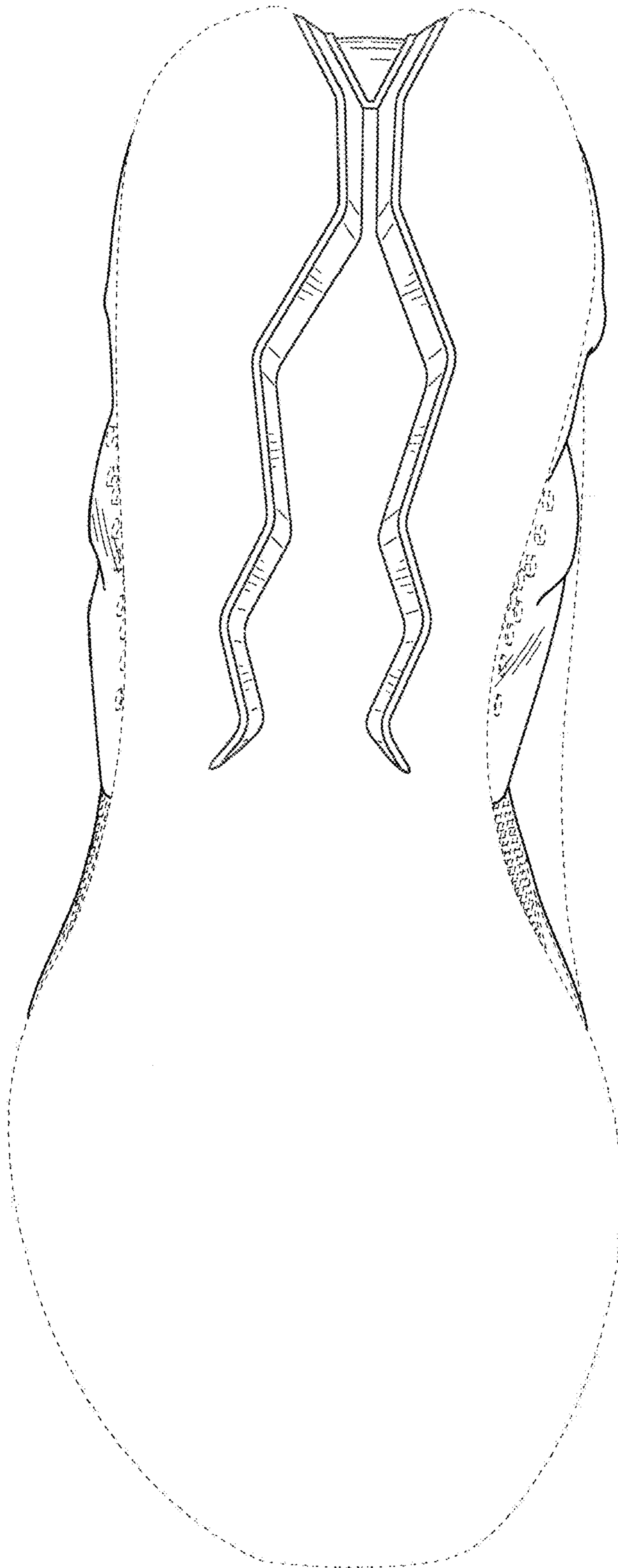


FIG. 6

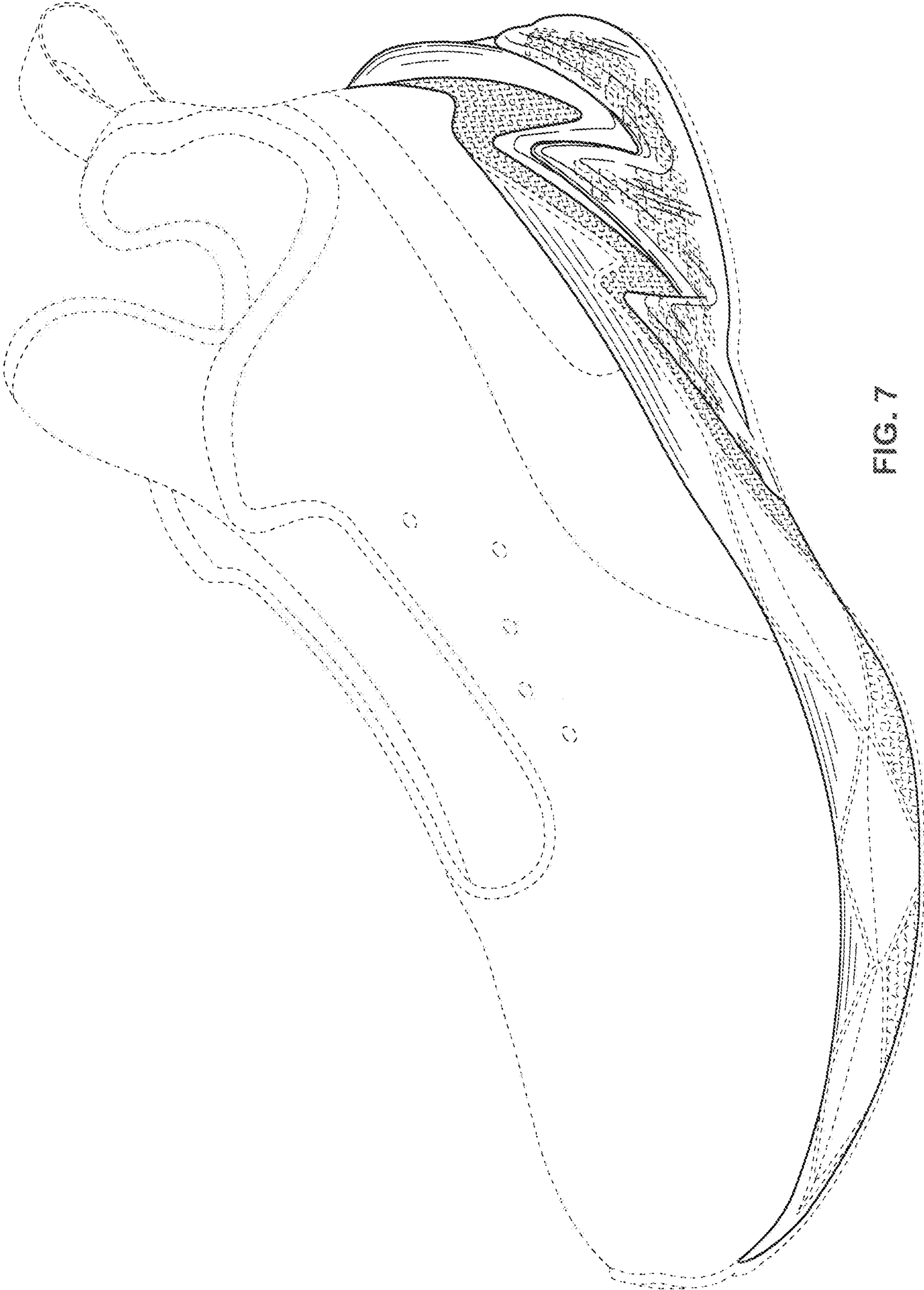


FIG. 7