



US00D925172S

(12) **United States Design Patent** (10) **Patent No.:** **US D925,172 S**  
**Yim et al.** (45) **Date of Patent:** **\*\* Jul. 20, 2021**

(54) **BEANIE WITH HAIR OUTLET**

(71) Applicant: **Cheveux Corporation**, Ridgefield, NJ (US)  
(72) Inventors: **Hyo Jeong Yim**, Ridgefield, NJ (US); **Sky Kim**, Ridgefield, NJ (US); **Min Kim**, Ridgefield, NJ (US)  
(73) Assignee: **CHEVEUX CORPORATION**, Ridgefield, NJ (US)

(\*\*) Term: **15 Years**

(21) Appl. No.: **29/744,862**

(22) Filed: **Jul. 31, 2020**

(51) **LOC (13) Cl.** ..... **02-03**

(52) **U.S. Cl.**  
USPC ..... **D2/889**

(58) **Field of Classification Search**  
USPC ..... D2/865, 866, 867, 869, 870, 872, 873, D2/879, 882, 883, 886, 888, 889, 891, D2/895  
CPC .. A42B 1/00; A42B 1/004; A42B 1/02; A42B 1/04; A42B 1/041; A42B 1/062; A42B 1/12; A42B 1/225; A42B 1/248; A42C 5/00  
See application file for complete search history.

(56) **References Cited**

**U.S. PATENT DOCUMENTS**

D62,863 S \* 8/1923 Strauss ..... D2/889  
1,653,181 A \* 12/1927 Karger ..... A42B 1/066 66/171  
1,824,840 A 9/1931 Ruffing, Sr.  
(Continued)

**FOREIGN PATENT DOCUMENTS**

EP 003368240-0002 9/2016  
JP 2001057998 3/2001  
(Continued)

**OTHER PUBLICATIONS**

C.C Criss Cross Ponytail Messy Buns Knit Stretchy Beanie Winter Cap Hat, [online]; [first made available to the Internet on Sep. 3, 2020]; [retrieved from the Internet on Dec. 28, 2020]; URL: see provided copy. (3 pgs).\*

*Primary Examiner* — Jasmine Mlinarcik

(74) *Attorney, Agent, or Firm* — Tarter Krinsky & Drogin LLP


(57) **CLAIM**

The ornamental design for a beanie with hair outlet, as shown and described.

**DESCRIPTION**

FIG. 1 is a rear perspective view of a first embodiment of a beanie with hair outlet;  
FIG. 2 is a rear view thereof;  
FIG. 3 is a front view thereof;  
FIG. 4 is a first side view thereof;  
FIG. 5 is a second side view thereof;  
FIG. 6 is a top view thereof;  
FIG. 7 is a bottom view thereof;  
FIG. 8 is a rear perspective view of a second embodiment of a beanie with hair outlet;  
FIG. 9 is a rear view thereof;  
FIG. 10 is a front view thereof;  
FIG. 11 is a first side view thereof;  
FIG. 12 is a second side view thereof;  
FIG. 13 is a top view thereof; and,  
FIG. 14 is a bottom view thereof.  
The even length broken lines define portions of the beanie with hair outlet that form no part of the claimed design. The dash-dot-dash broken lines define the bounds of the claimed design and form no part of the claimed design. The areas within the dash-dot-dash broken lines form no part of the claimed design.

**1 Claim, 14 Drawing Sheets**





(56)

References Cited

U.S. PATENT DOCUMENTS

2,417,986 A \* 3/1947 Marder ..... A42B 1/041  
 2/195.1  
 D155,444 S \* 10/1949 Noped ..... D2/876  
 2,925,606 A 2/1960 De Grazia  
 D257,448 S \* 10/1980 Johnson, Jr. .... D2/889  
 5,321,854 A 6/1994 Kronenberger  
 5,603,121 A 2/1997 Borkovic et al.  
 D405,590 S 2/1999 Bartz  
 D406,189 S 3/1999 Hosogai  
 5,875,494 A 3/1999 Garnier, Jr. et al.  
 5,933,872 A 8/1999 Lema  
 D420,207 S 2/2000 Barton et al.  
 D424,282 S 5/2000 Crumpton et al.  
 D424,743 S 5/2000 Winter  
 6,543,061 B1 \* 4/2003 Morgan ..... A42B 1/22  
 2/183  
 D501,067 S 1/2005 Schenck et al.  
 D538,010 S 3/2007 Pegula  
 D539,012 S 3/2007 Evans  
 D541,013 S 4/2007 Kim  
 D546,031 S 7/2007 Pearson et al.  
 D555,331 S 11/2007 Chun  
 D558,432 S 1/2008 Kim  
 D564,183 S 3/2008 Roach et al.  
 D568,030 S 5/2008 Chun  
 D572,438 S 7/2008 Chun  
 D572,439 S 7/2008 Chun  
 D589,687 S 4/2009 Hoepfner  
 D590,136 S 4/2009 Campos, Sr. et al.  
 D591,933 S 5/2009 Shirey  
 D595,033 S 6/2009 Lynn  
 D600,891 S 9/2009 Fountain  
 D603,586 S 11/2009 Miller et al.  
 D613,040 S 4/2010 Pearson  
 D615,282 S 5/2010 Shirey  
 D617,537 S 6/2010 Pearson  
 D624,286 S 9/2010 Hall  
 D632,875 S 2/2011 Bischel  
 D654,253 S 2/2012 Belschner et al.  
 D665,561 S 8/2012 Denny  
 D670,068 S 11/2012 Bomze  
 D689,266 S 9/2013 Megela et al.

D691,349 S 10/2013 Pearson  
 D691,350 S 10/2013 Pearson  
 D692,213 S 10/2013 Brack  
 D694,493 S 12/2013 Presha et al.  
 D697,288 S 1/2014 Pearson  
 D722,745 S \* 2/2015 Richards ..... D2/889  
 D750,356 S 3/2016 McLendon et al.  
 D757,401 S 5/2016 Orevik  
 9,510,629 B2 \* 12/2016 Lause ..... A42B 1/225  
 D797,411 S 9/2017 Shedd  
 D818,671 S 5/2018 Yim  
 D828,980 S 9/2018 Yim  
 D835,889 S 12/2018 Yim  
 D846,839 S 4/2019 Yim  
 10,368,600 B2 8/2019 Goldner  
 D863,733 S 10/2019 Konopka  
 D870,423 S \* 12/2019 Yates ..... D2/879  
 D871,027 S 12/2019 Neff  
 D871,726 S \* 1/2020 Schweiger ..... D2/889  
 D876,049 S 2/2020 Lord  
 D882,214 S 4/2020 Yoo  
 D892,450 S \* 8/2020 Yim ..... D2/875  
 D892,452 S \* 8/2020 Palmer ..... D2/876  
 D892,454 S 8/2020 Chen  
 D892,463 S 8/2020 Miao  
 D892,464 S 8/2020 Yim  
 D896,475 S 9/2020 Du  
 2008/0092272 A1 4/2008 Vainio et al.  
 2008/0201825 A1 8/2008 Chun  
 2016/0255895 A1 9/2016 Shedd  
 2018/0325201 A1 11/2018 Johnson  
 2019/0037951 A1 2/2019 Rue  
 2019/0053560 A1 2/2019 Yoo et al.  
 2019/0365006 A1 12/2019 Lim

FOREIGN PATENT DOCUMENTS

JP 2004267798 9/2004  
 KR 200370492 Y1 12/2004  
 KR 200370494 Y1 12/2004  
 KR 20070011678 4/2007  
 KR 20120003114 5/2012  
 KR 20130124776 11/2013  
 KR 300831723.0000 12/2015

\* cited by examiner





FIG. 1





FIG. 2





FIG. 3





FIG. 4





FIG. 5






FIG. 6






FIG. 7





FIG. 8





FIG. 9





**FIG. 10**





FIG. 11





FIG. 12





FIG. 13





FIG. 14