



US00D925118S

(12) **United States Design Patent**
Kim et al.

(10) **Patent No.:** **US D925,118 S**
(45) **Date of Patent:** **** Jul. 13, 2021**

(54) **CHARGER FOR ELECTRONIC CIGARETTE**

(71) Applicant: **KT&G Corporation**, Daejeon (KR)

(72) Inventors: **Min Chul Kim**, Yongin-si (KR); **Su Mi Shin**, Goyang-si (KR)

(73) Assignee: **KT&G Corporation**, Daejeon (KR)

(**) Term: **15 Years**

(21) Appl. No.: **29/684,208**

(22) Filed: **Mar. 19, 2019**

(30) **Foreign Application Priority Data**

Sep. 19, 2018 (KR) 30-2018-0044012

(51) **LOC (13) Cl.** **27-99**

(52) **U.S. Cl.**
USPC **D27/194**

(58) **Field of Classification Search**

USPC D27/194, 102, 125, 126, 137, 138,
D27/162-165, 172, 174-176, 183,
D27/185-189, 191; D24/110, 110.5;
D13/107-109; D14/251, 253, 432, 436
CPC A24F 47/002; A24F 47/006; A24F 47/008;
A61M 15/00; A61M 15/06; Y02E 60/12;
Y02E 60/122

See application file for complete search history.

(56) **References Cited**

U.S. PATENT DOCUMENTS

D680,541 S * 4/2013 Lee D14/434
D718,233 S * 11/2014 Aumiller D13/108

D720,289 S * 12/2014 Chiang D13/108
D784,259 S * 4/2017 Huang D13/108
D795,182 S * 8/2017 Akana D13/108
D810,015 S * 2/2018 Carreon D13/108
D821,307 S * 6/2018 Calachan D13/107
D849,683 S * 5/2019 Lee D13/108
D850,370 S * 6/2019 Lee D13/108
D859,307 S * 9/2019 Campos D13/108
D872,015 S * 1/2020 Choi D13/108
D878,291 S * 3/2020 Pupecki D13/108
D879,089 S * 3/2020 Richter D14/253

* cited by examiner

Primary Examiner — Marissa J Cash

Assistant Examiner — Rebecca Tsehaye

(74) *Attorney, Agent, or Firm* — Novick, Kim & Lee,
PLLC; Sang Ho Lee; Hyun Woo Shin

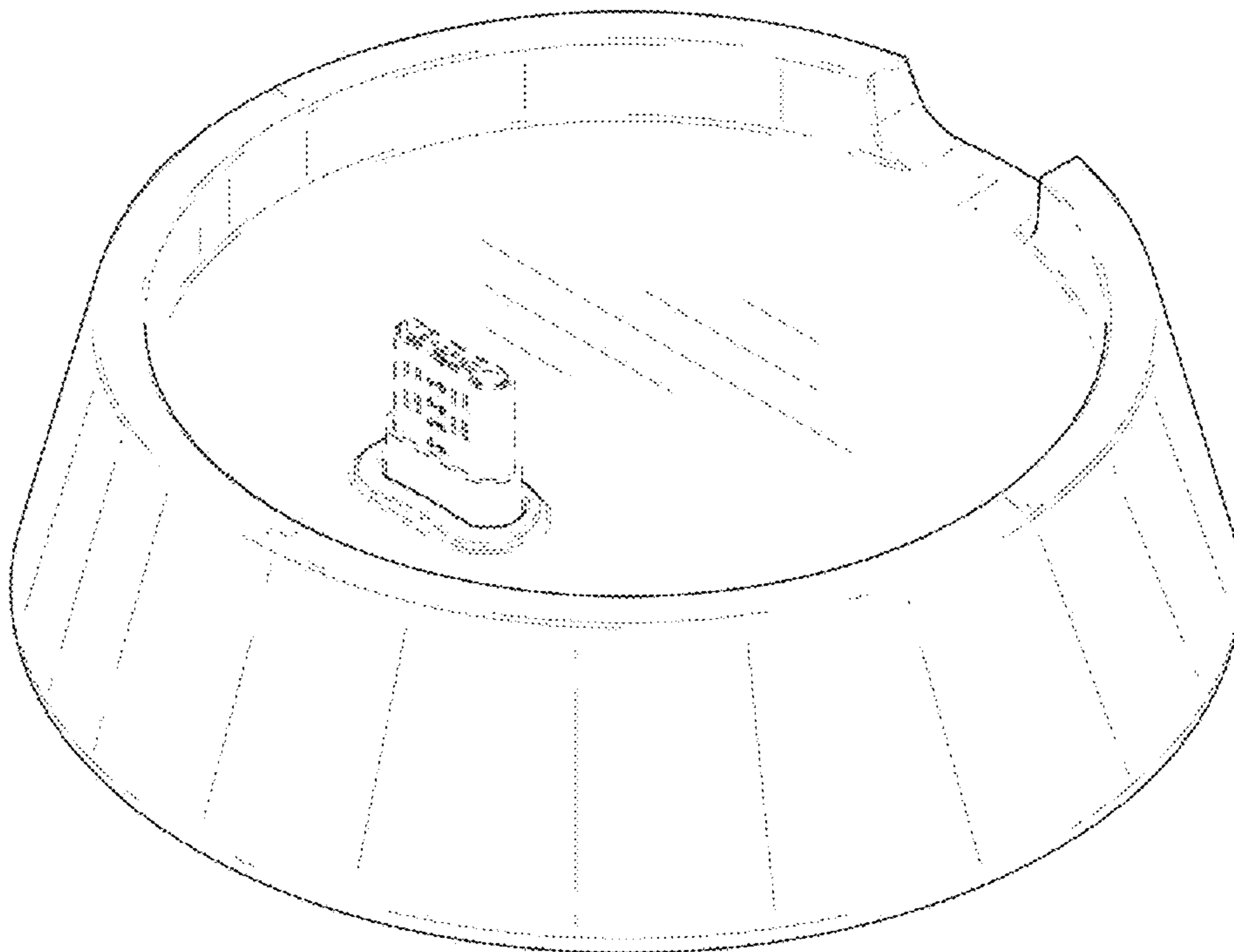
(57) **CLAIM**

We claim the ornamental design for a charger for electronic cigarette, as shown and described.

DESCRIPTION

FIG. 1 is perspective view of a charger for electronic cigarette, showing our new design;
FIG. 2 is a front elevational view thereof;
FIG. 3 is a rear elevational view thereof;
FIG. 4 is a left side elevational view thereof;
FIG. 5 is a right side elevational view thereof;
FIG. 6 is a top plan view thereof; and,
FIG. 7 is a bottom plan view thereof.
The broken lines in the drawings depict portions of the charger for electronic cigarette that form no part of the claimed design.

1 Claim, 5 Drawing Sheets



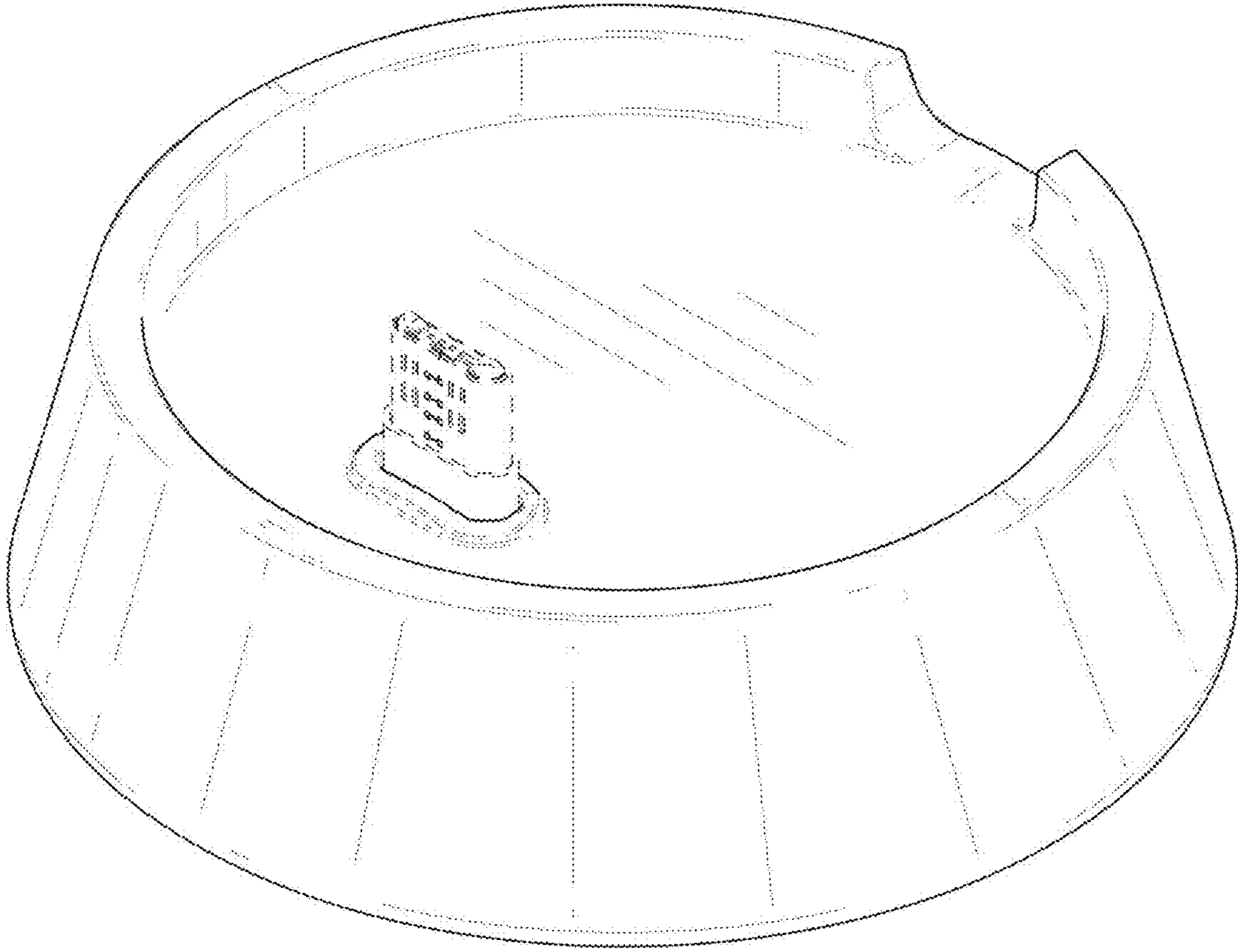


FIG. 1

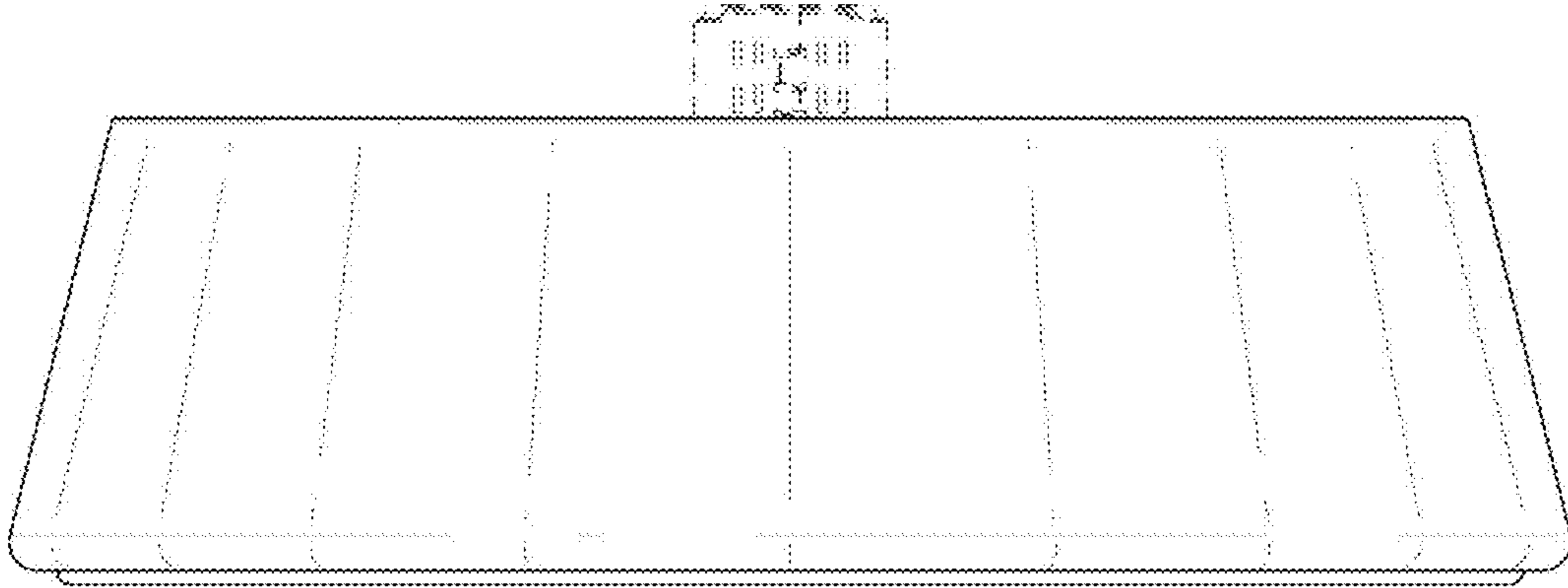


FIG. 2

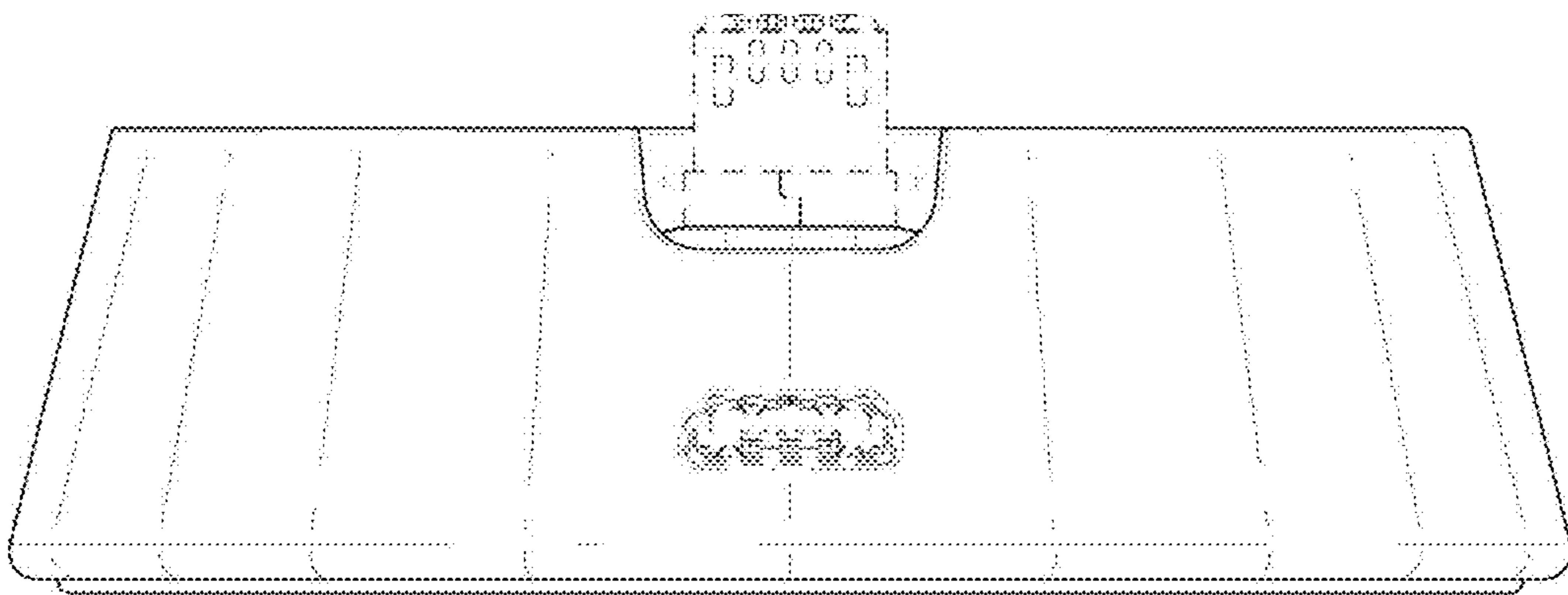


FIG. 3

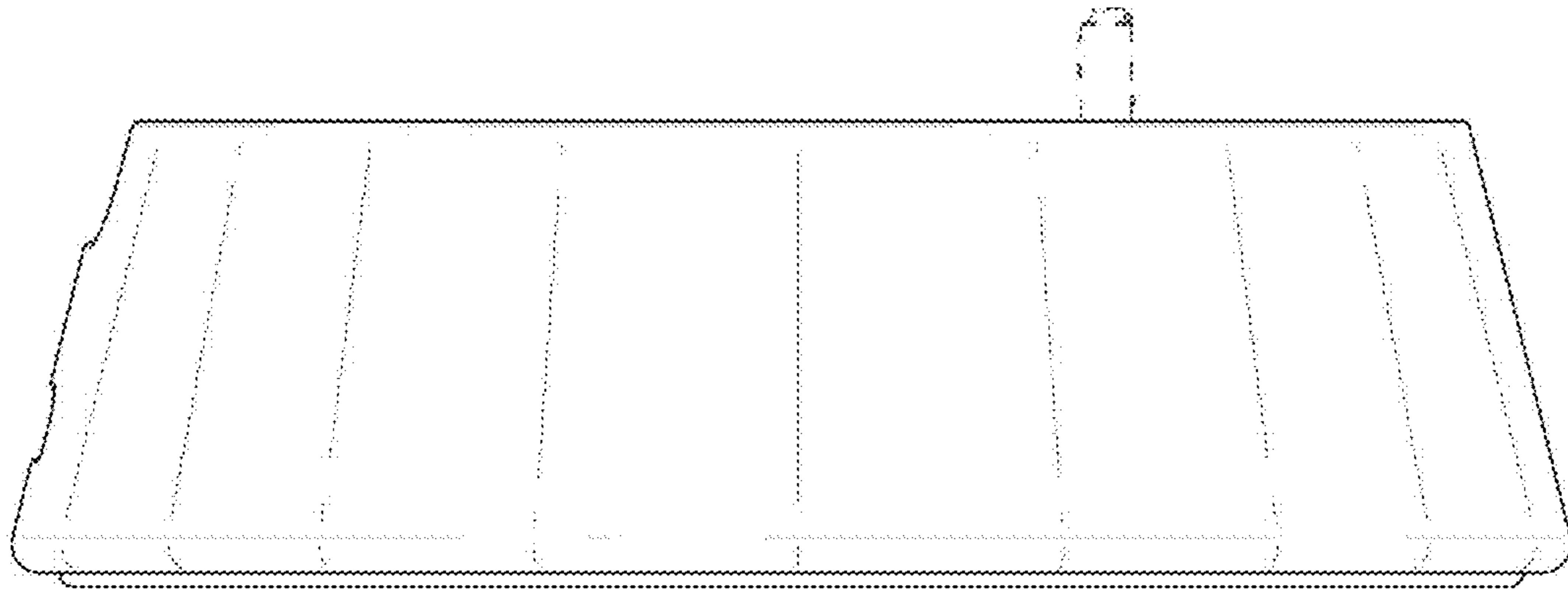


FIG. 4

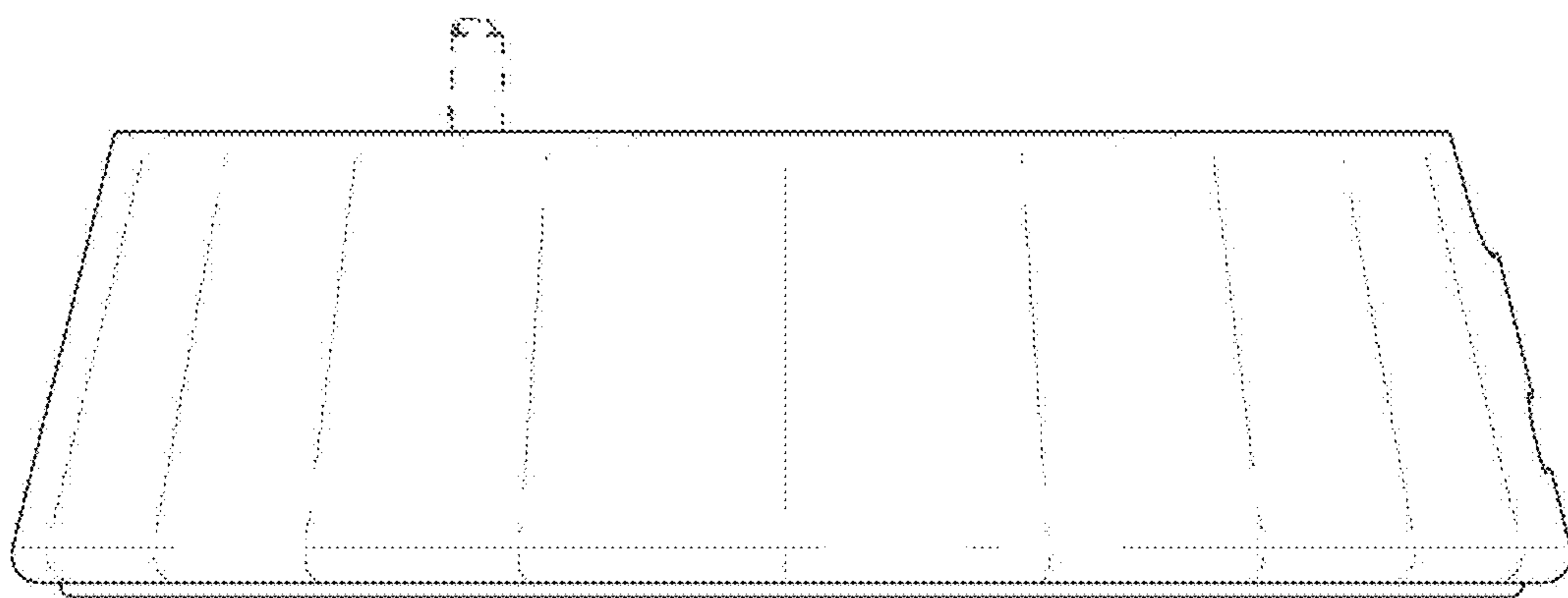


FIG. 5

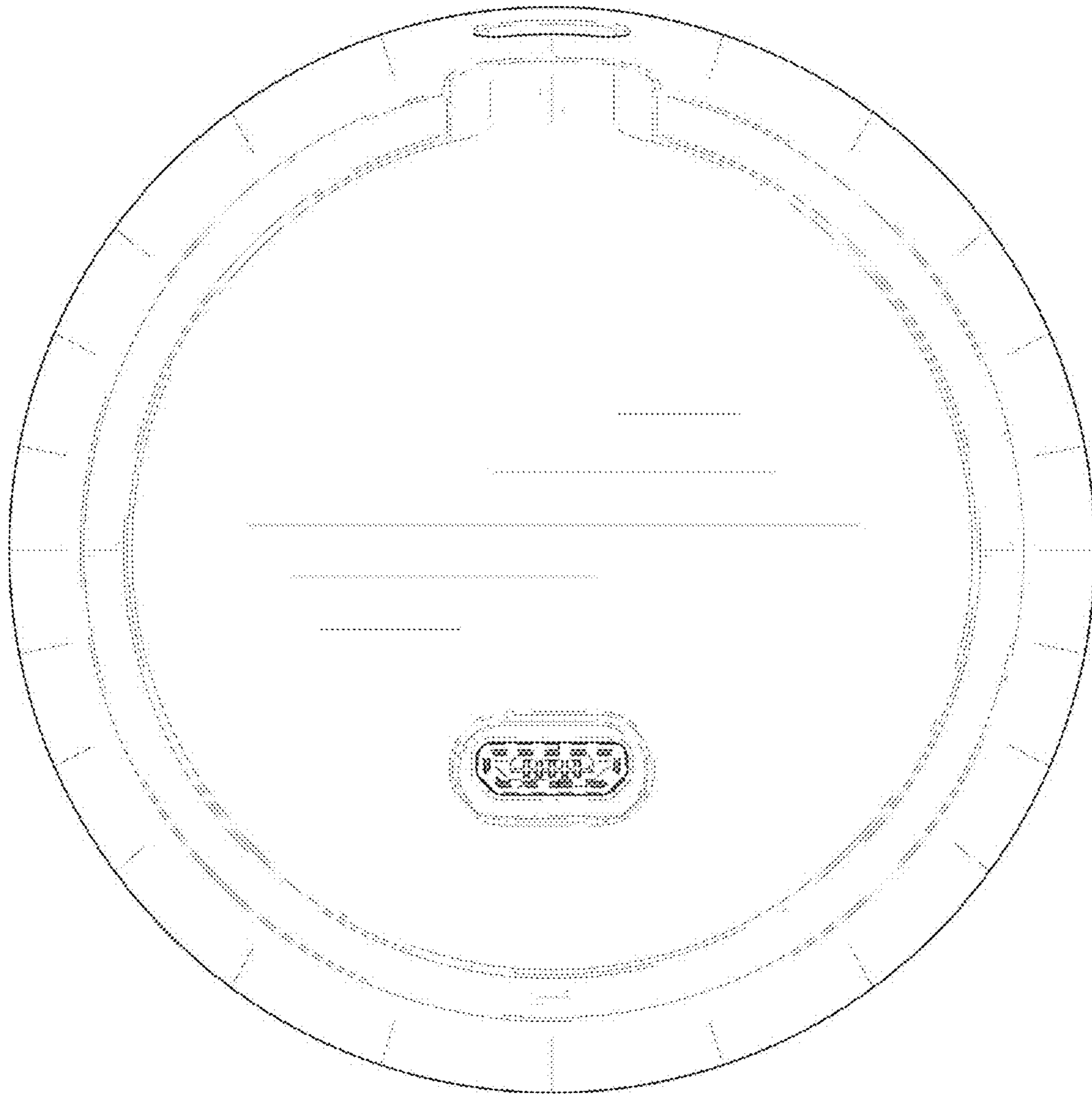


FIG. 6




FIG. 7