

US00D925067S

(12) **United States Design Patent** (10) **Patent No.:** **US D925,067 S**
Walsh (45) **Date of Patent:** **** Jul. 13, 2021**

(54) **LITE FOR DOORS AND ENTRYWAYS**
(71) Applicant: **Masonite Corporation**, Tampa, FL (US)
(72) Inventor: **Jason Walsh**, Batavia, IL (US)
(73) Assignee: **Masonite Corporation**, Tampa, FL (US)
(*) Notice: This patent is subject to a terminal disclaimer.
(**) Term: **15 Years**

1,612,054 A 12/1926 Rez
1,678,439 A 7/1928 Le Roy
1,741,917 A 12/1929 Brockett
4,619,850 A 10/1986 Charlton
D336,139 S 6/1993 Wilkening et al.
6,185,883 B1 2/2001 Howard
D478,674 S 8/2003 Lamberts
D482,132 S 11/2003 Alexander
D488,565 S 4/2004 Bresciani
6,736,534 B1 5/2004 Fite
D490,909 S 6/2004 Barnard
D559,409 S 1/2008 McCarthy
D589,158 S 3/2009 Hu
D627,083 S 11/2010 Walsh et al.

(Continued)

(21) Appl. No.: **29/689,486**
(22) Filed: **Apr. 30, 2019**

Related U.S. Application Data

(60) Continuation of application No. 29/616,302, filed on Sep. 5, 2017, now Pat. No. Des. 847,379, which is a continuation of application No. 29/557,340, filed on Mar. 8, 2016, now Pat. No. Des. 796,695, which is a division of application No. 29/473,510, filed on Nov. 22, 2013, now Pat. No. Des. 751,219, which is a division of application No. 29/411,456, filed on Jan. 20, 2012, now Pat. No. Des. 694,429.

(51) **LOC (13) Cl.** **25-01**

(52) **U.S. Cl.**
USPC **D25/111**

(58) **Field of Classification Search**
USPC D6/306; D25/48.3, 48.7, 103, 106, D25/109-111

CPC ... B44F 1/00; B44F 1/063; B44C 5/00; B44C 5/08; E06B 3/5892; E06B 3/6604; E06B 3/685

See application file for complete search history.

(56) **References Cited**

U.S. PATENT DOCUMENTS

286,434 A 10/1883 Herzog
D41,286 S 4/1911 McQuinn

OTHER PUBLICATIONS

Masonite Catalog SHU-12401-2012_SFg-120312 http://www.shusters.com/wp-content/uploads/2013/10/SHU-12401-2012_SFg-120312.pdf Oct. 2013 (Year: 2013).*

Primary Examiner — Leanne Was-Englehart
(74) *Attorney, Agent, or Firm* — Berenato & White, LLC

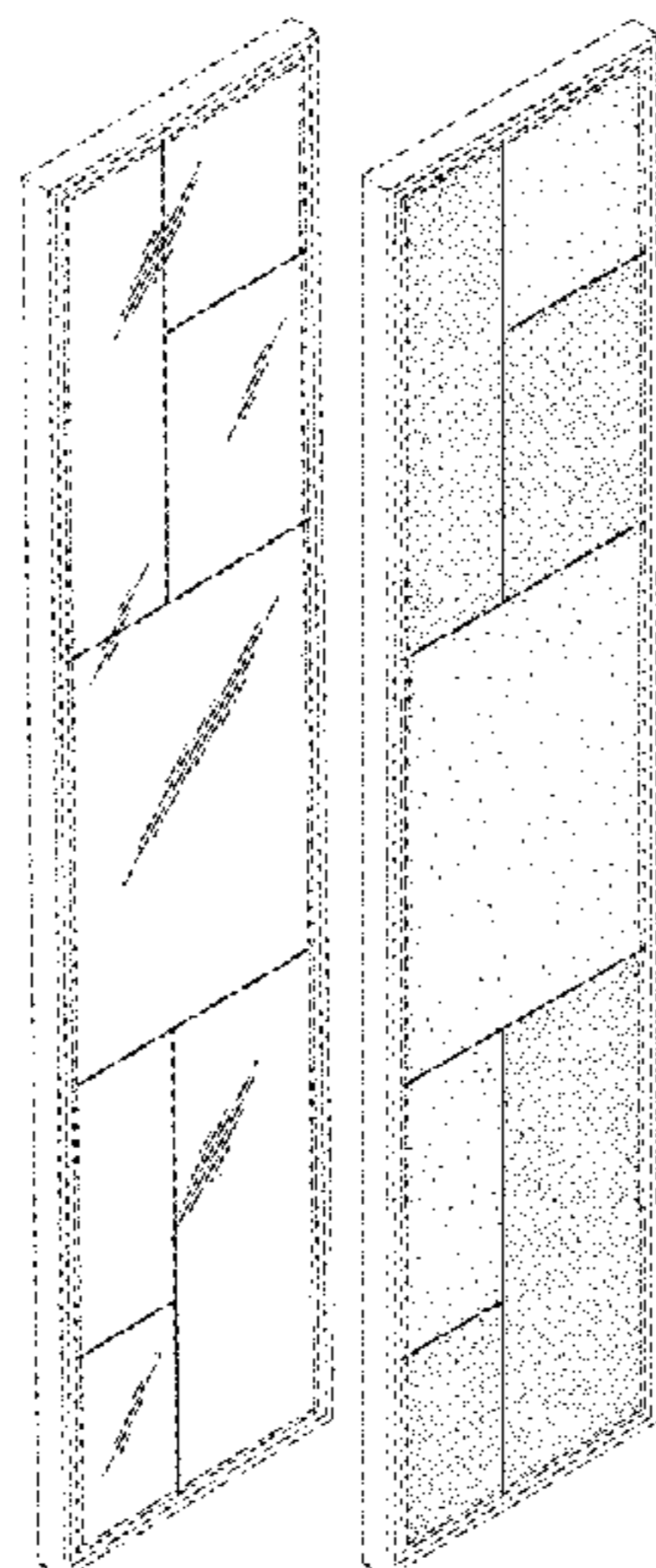
(57) **CLAIM**

The ornamental design for a lite for doors and entryways, as shown and described.

DESCRIPTION

FIG. 1 is a front perspective view of an embodiment of a lite for doors and entryways;
FIG. 2 is a front elevational view thereof;
FIG. 3 is front perspective view of an alternative to the lite for doors and entryways of FIG. 1; and,
FIG. 4 is a front elevational view thereof.
The rear elevational view of each of FIGS. 2 and 4 is a mirror image thereof.
The broken lines in the drawings depict portions of the lite which form no part of the claimed design.

1 Claim, 4 Drawing Sheets



(56)

References Cited

U.S. PATENT DOCUMENTS

D664,676	S	*	7/2012	Walsh	D25/103
D669,196	S	*	10/2012	Walsh	D25/111
D670,005	S	*	10/2012	Walsh	D25/103
D687,974	S	*	8/2013	Walsh	D25/110
D692,584	S	*	10/2013	Walsh	D25/103
D694,429	S	*	11/2013	Walsh	D25/103
D697,638	S	*	1/2014	Walsh	D25/110
D705,451	S	*	5/2014	Hu	D25/103
D706,954	S	*	6/2014	Walsh	D25/103
D751,219	S	*	3/2016	Walsh	D25/103
D792,606	S	*	7/2017	Walsh	D25/110
D796,695	S	*	9/2017	Walsh	D25/111
D803,402	S		11/2017	Raven		
D803,420	S	*	11/2017	Walsh	D25/103
D847,379	S	*	4/2019	Walsh	D25/111
D848,030	S	*	5/2019	Walsh	D25/110
2006/0000173	A1		1/2006	Edstrom		
2006/0046017	A1		3/2006	Adickes		

* cited by examiner

FIG. 1

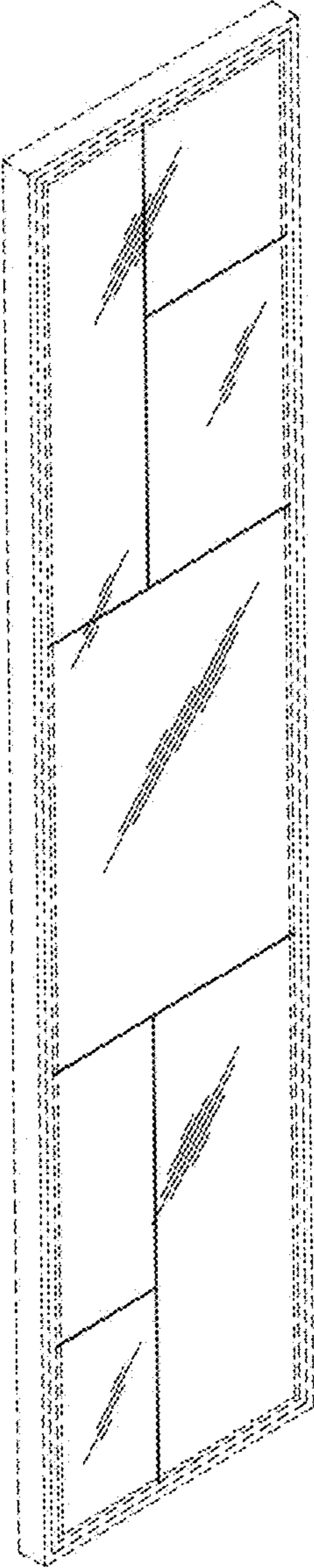


FIG. 2




FIG. 3

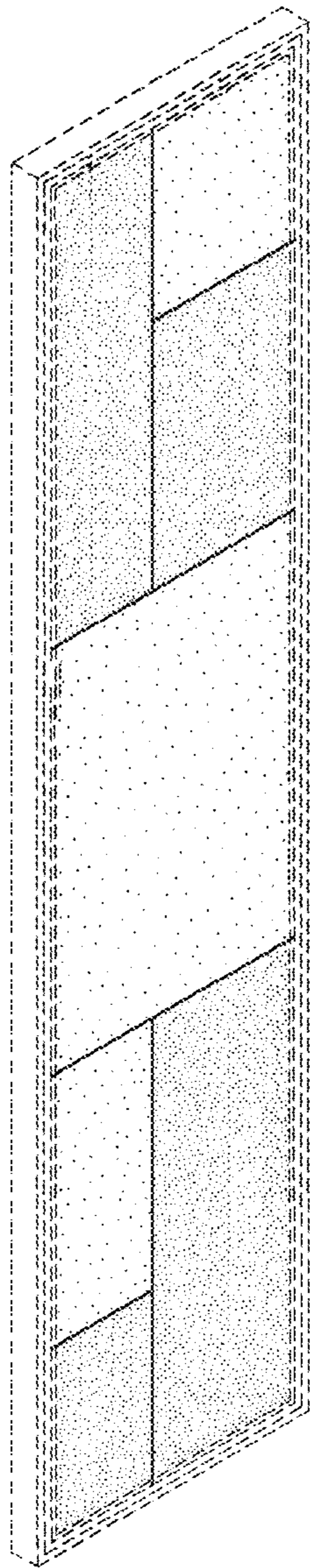


FIG. 4

