



US00D925013S

(12) **United States Design Patent**  
**De Roovere**

(10) **Patent No.:** **US D925,013 S**

(45) **Date of Patent:** **\*\* Jul. 13, 2021**

(54) **TOILET**

(71) Applicant: **CONSULTINGE BVBA**, Merksplas (BE)

(72) Inventor: **Ingeborg De Roovere**, Merksplas (BE)

(\*\*) Term: **15 Years**

(21) Appl. No.: **35/509,190**

(22) Filed: **Mar. 6, 2020**

(80) **Hague Agreement Data**

Int. Filing Date: **Mar. 6, 2020**

Int. Reg. No.: **DM/207320**

Int. Reg. Date: **Mar. 6, 2020**

Int. Reg. Pub. Date: **Apr. 24, 2020**

(51) **LOC (13) Cl.** ..... **23-02**

(52) **U.S. Cl.**  
USPC ..... **D23/295**

(58) **Field of Classification Search**  
USPC ..... D23/295-301, 303, 309, 313  
CPC ..... A47K 11/00; A47K 11/02; A47K 13/00;  
Y10S 4/05  
See application file for complete search history.

(56) **References Cited**

**U.S. PATENT DOCUMENTS**

D451,175 S \* 11/2001 Smith ..... D23/301  
D496,444 S \* 9/2004 Kergoet ..... D23/301

D582,530 S \* 12/2008 Cummings ..... D23/301  
D586,893 S \* 2/2009 Cummings ..... D23/295  
D587,356 S \* 2/2009 Cummings ..... D23/295  
D606,178 S \* 12/2009 Cummings ..... D23/295  
D615,635 S \* 5/2010 Hanna ..... D23/301  
D658,277 S \* 4/2012 Iranyi ..... D23/295  
D663,391 S \* 7/2012 Iranyi ..... D23/295  
D683,437 S \* 5/2013 Newson ..... D23/301  
D829,870 S \* 10/2018 Cummings ..... D23/295  
D837,954 S \* 1/2019 Goad ..... D23/295  
D869,624 S \* 12/2019 Kergoet ..... D23/301  
D875,225 S \* 2/2020 McKeone ..... D23/301  
D881,361 S \* 4/2020 Kergoet ..... D23/295

\* cited by examiner

*Primary Examiner* — Natasha Vujcic

(57) **CLAIM**

The ornamental design for a toilet, as shown and described.

**DESCRIPTION**

FIG. 1.1 is a perspective view of a toilet, according to an embodiment of the claimed design;  
FIG. 1.2 is another perspective view thereof;  
FIG. 1.3 is a further perspective view thereof;  
FIG. 1.4 is a right side view thereof;  
FIG. 1.5 is a top view thereof;  
FIG. 1.6 is another top view thereof;  
FIG. 1.7 is a further top view thereof.  
The broken lines in the drawings are included for the purpose of illustrating subject matter that forms no part of the claimed design.

**1 Claim, 7 Drawing Sheets**



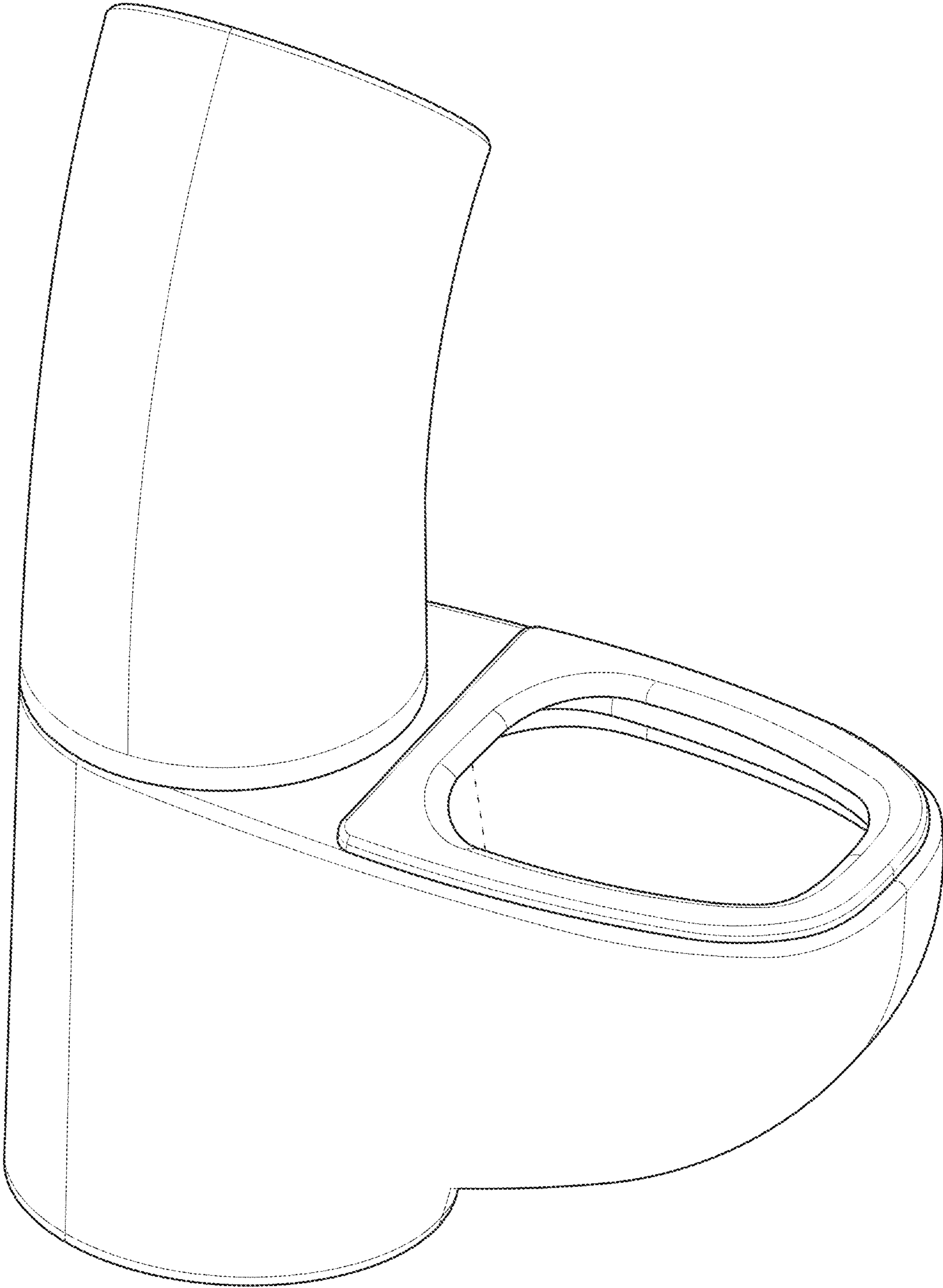


FIG. 1.1



FIG. 1.2

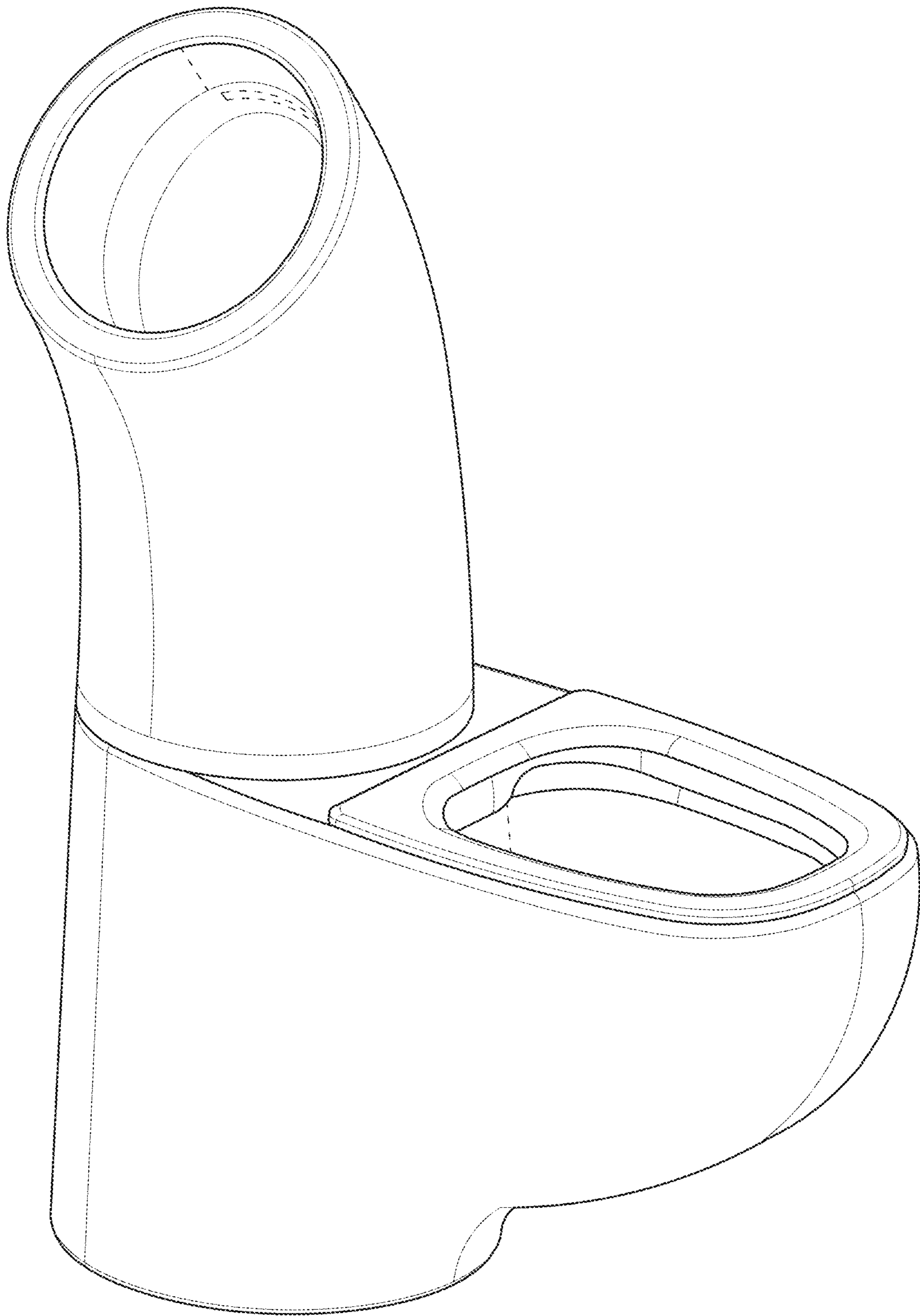


FIG. 1.3

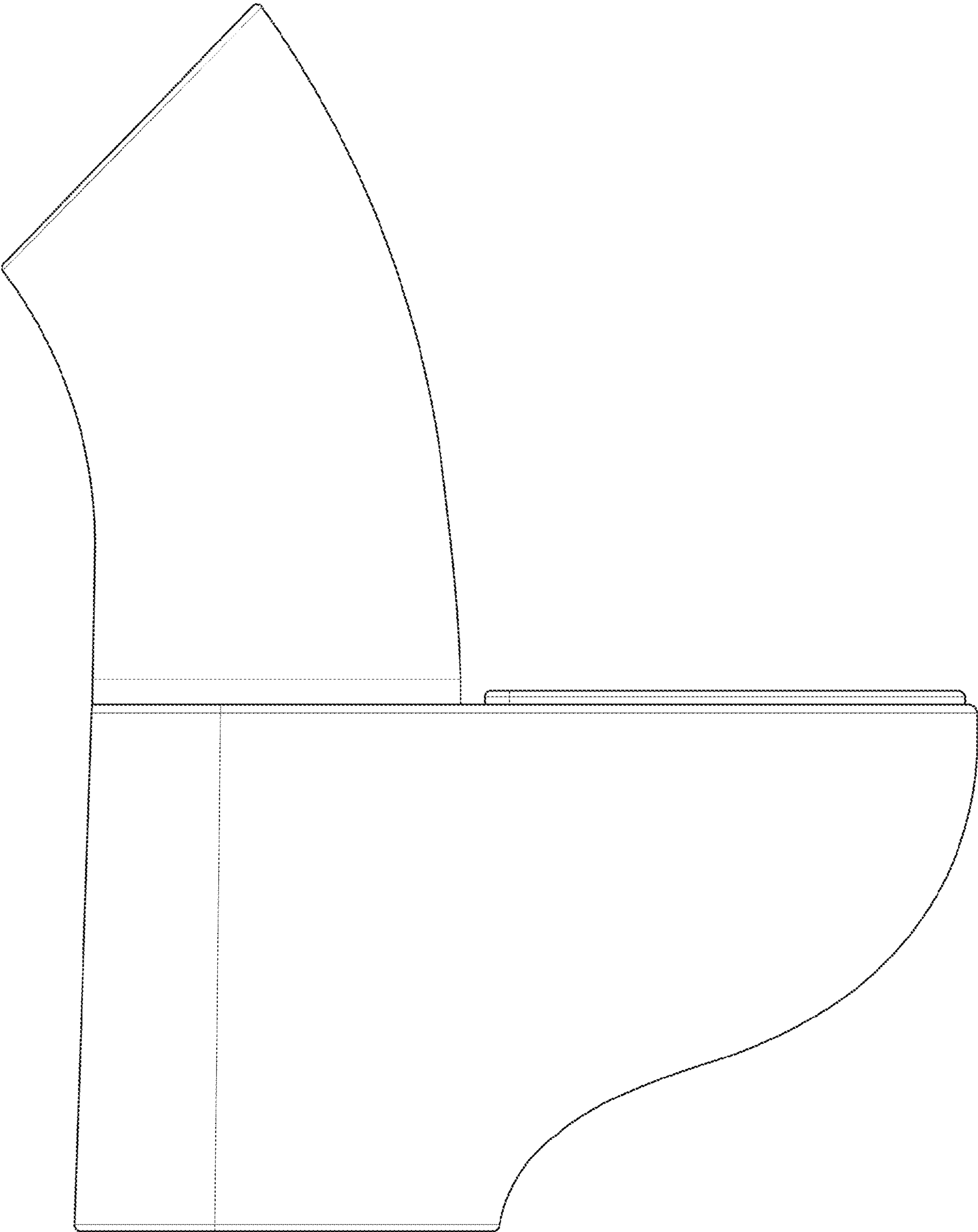


FIG. 1.4

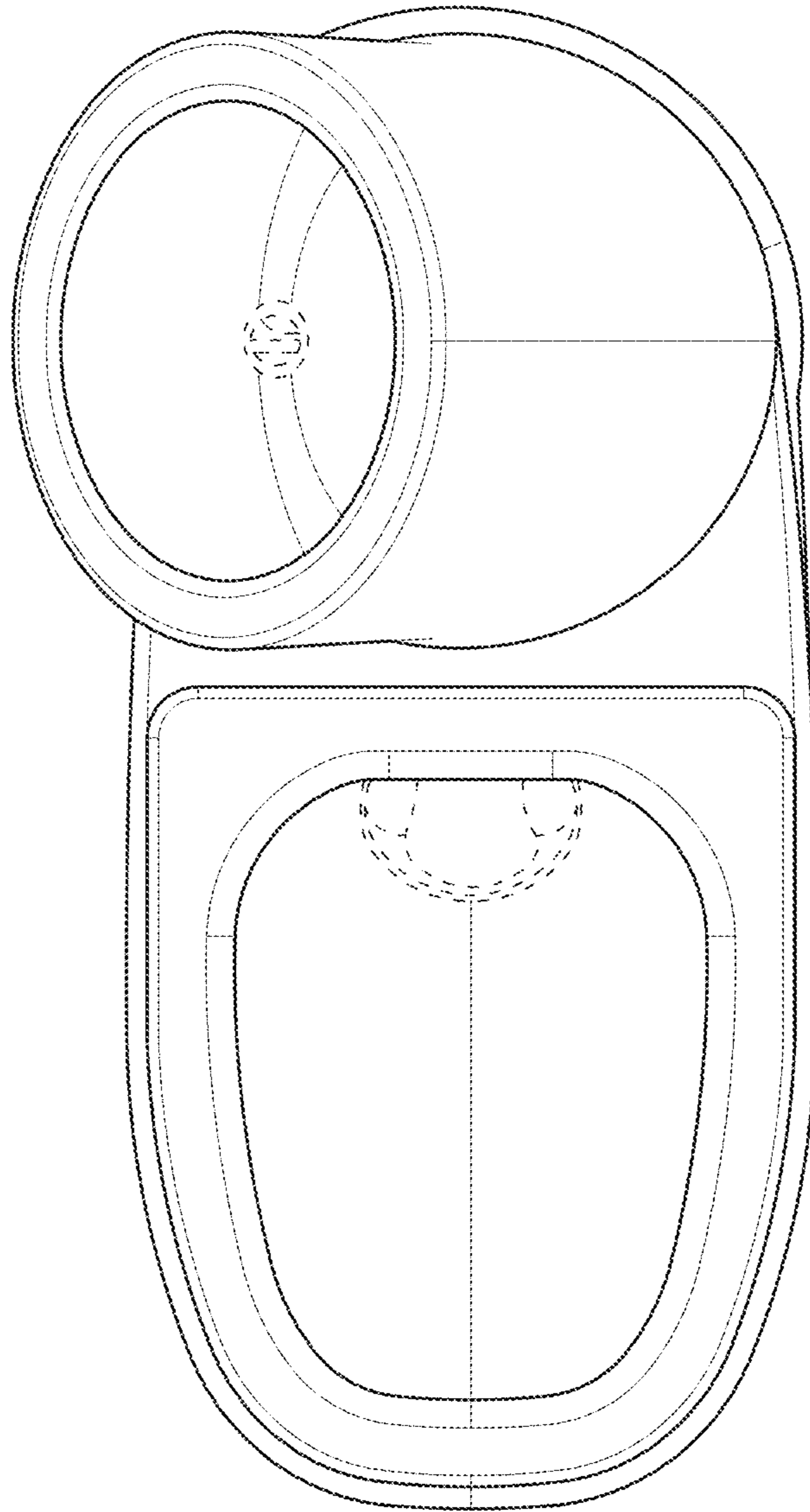


FIG. 1.5

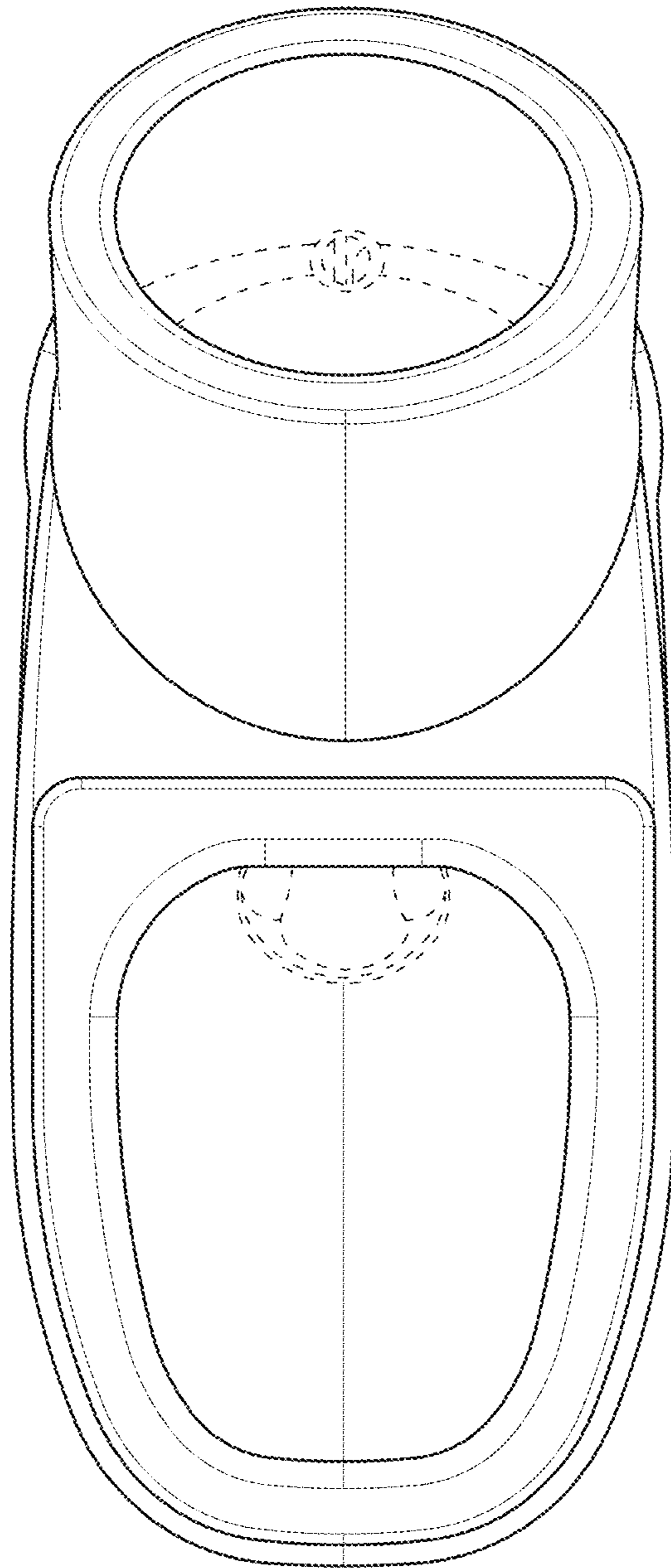


FIG. 1.6

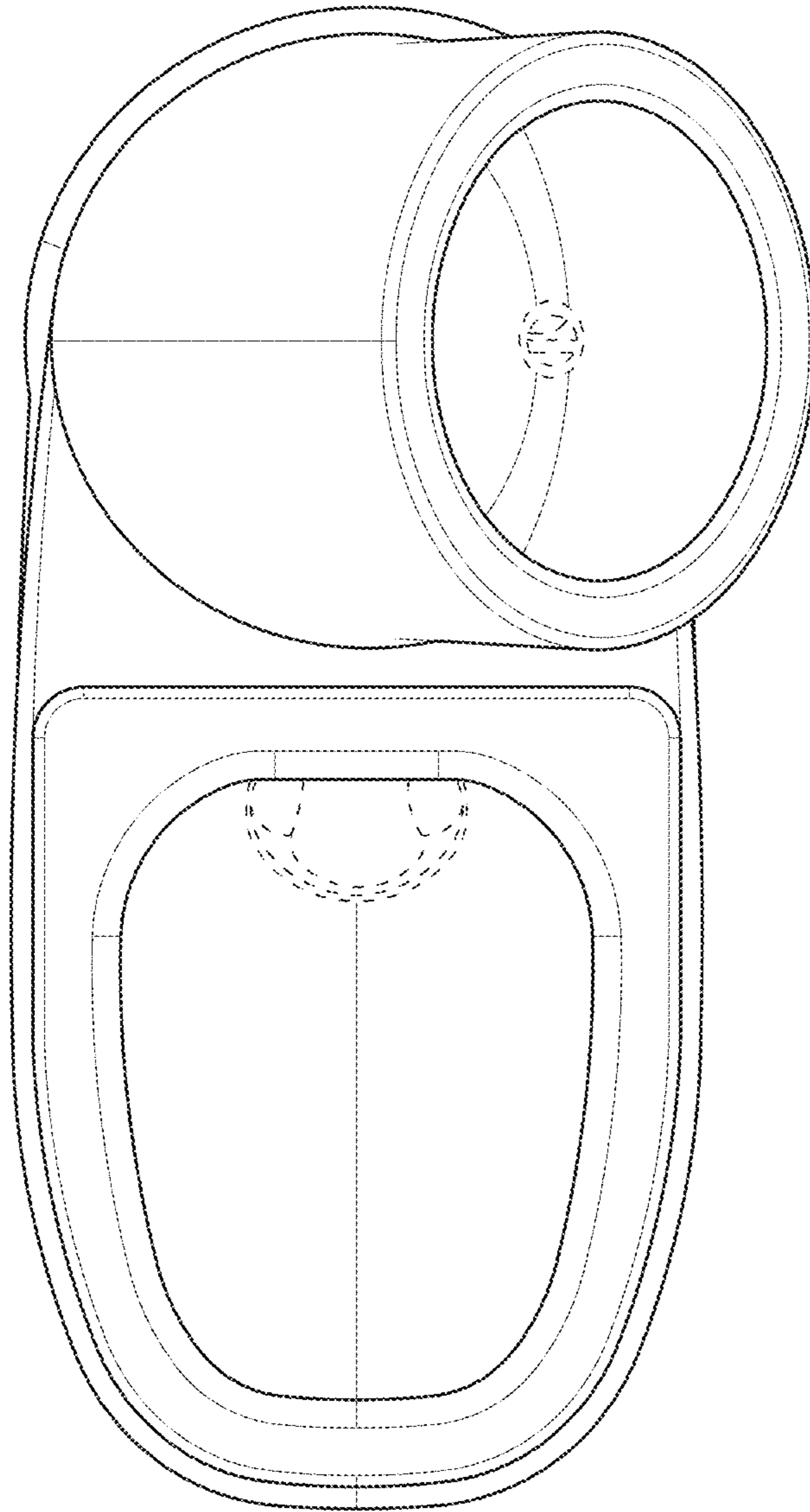


FIG. 1.7