



US00D925008S

(12) **United States Design Patent** (10) **Patent No.:** **US D925,008 S**
Stoler (45) **Date of Patent:** **** Jul. 13, 2021**

(54) **FAUCET HANDLE**
(71) Applicant: **DELTA FAUCET COMPANY,**
Indianapolis, IN (US)
(72) Inventor: **Benjamin David Stoler,** Carmel, IN
(US)
(73) Assignee: **DELTA FAUCET COMPANY,**
Indianapolis, IN (US)
(**) Term: **15 Years**
(21) Appl. No.: **29/686,591**
(22) Filed: **Apr. 5, 2019**
(51) **LOC (13) Cl.** **23-01**
(52) **U.S. Cl.**
USPC **D23/252**
(58) **Field of Classification Search**
USPC D23/238-243, 249-250, 252, 254;
D8/307-308
See application file for complete search history.

(56) **References Cited**
U.S. PATENT DOCUMENTS
D219,781 S * 1/1971 Niemann D23/252
D541,621 S * 5/2007 Schneider D8/308
D579,304 S * 10/2008 Singtoroj D8/308
D800,267 S * 10/2017 Fritz D23/252
D851,730 S * 6/2019 Garland D23/250
D851,733 S * 6/2019 Spangler D23/252
D852,330 S * 6/2019 Garland D23/252

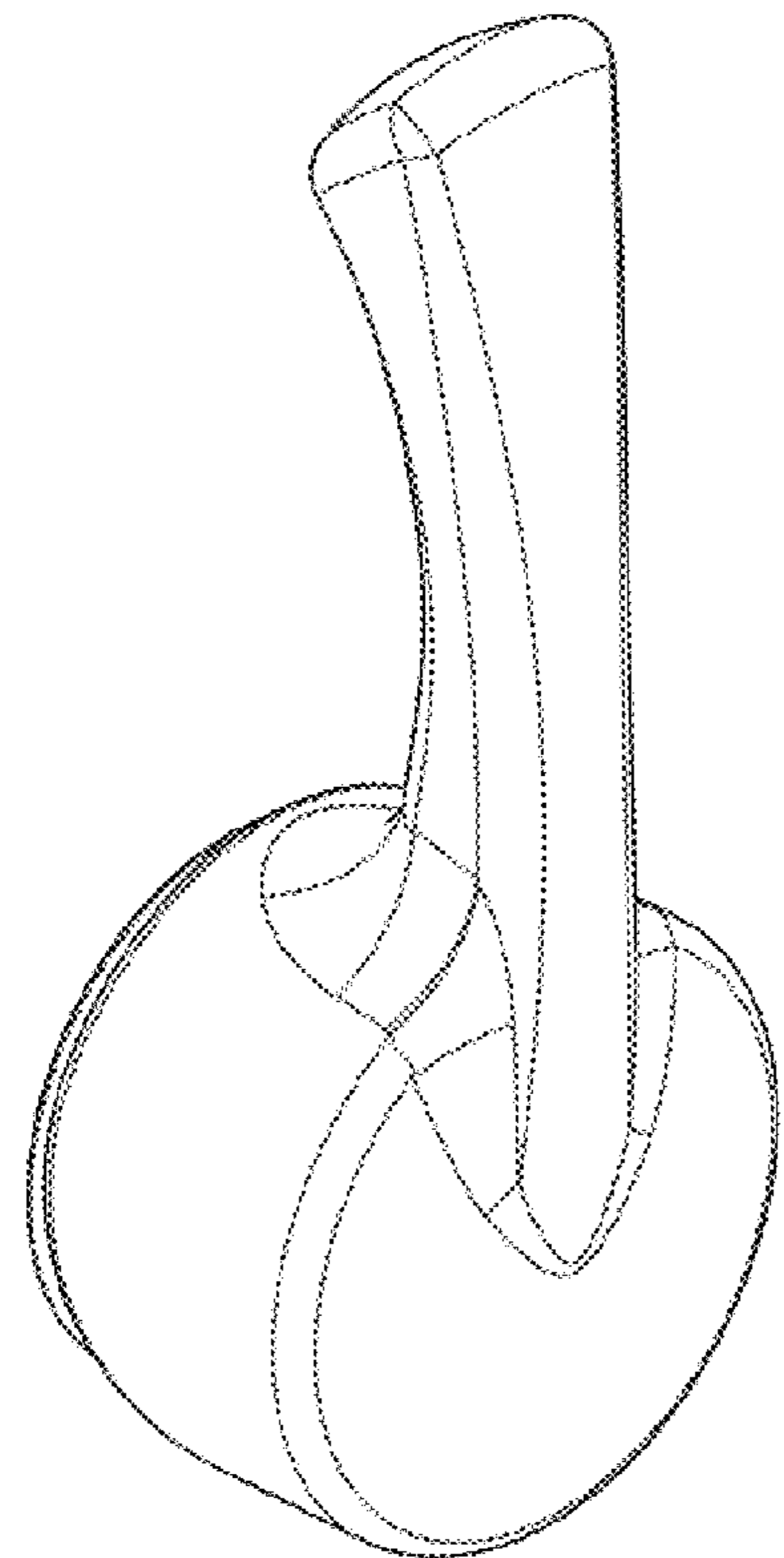
D860,403 S * 9/2019 Park D23/252
D862,657 S * 10/2019 Bahler D23/252
D870,244 S * 12/2019 Staler D23/252
D870,245 S * 12/2019 Staler D23/252
D870,855 S * 12/2019 Eads D23/252
D870,856 S * 12/2019 Tentler D23/252
D872,239 S * 1/2020 Eads D23/252
D873,381 S * 1/2020 Eads D23/252
D874,616 S * 2/2020 Judge D23/252
D875,892 S * 2/2020 Tentler D23/252

* cited by examiner
Primary Examiner — Robert A Delehanty
(74) *Attorney, Agent, or Firm* — Nirav D. Parikh; Edgar
A. Zarins

(57) **CLAIM**
The ornamental design for a faucet handle, as shown and
described.

DESCRIPTION
FIG. 1 is a front perspective view of a faucet handle showing
my new design;
FIG. 2 is a rear perspective view thereof;
FIG. 3 is a front elevational view thereof;
FIG. 4 is a left side view thereof;
FIG. 5 is a rear view thereof;
FIG. 6 is a right side view thereof;
FIG. 7 is a top plan view thereof; and,
FIG. 8 is a bottom view thereof.
The broken lines shown in the drawings represent unclaimed
portions of the faucet handle and forms no part of the
claimed design.

1 Claim, 4 Drawing Sheets



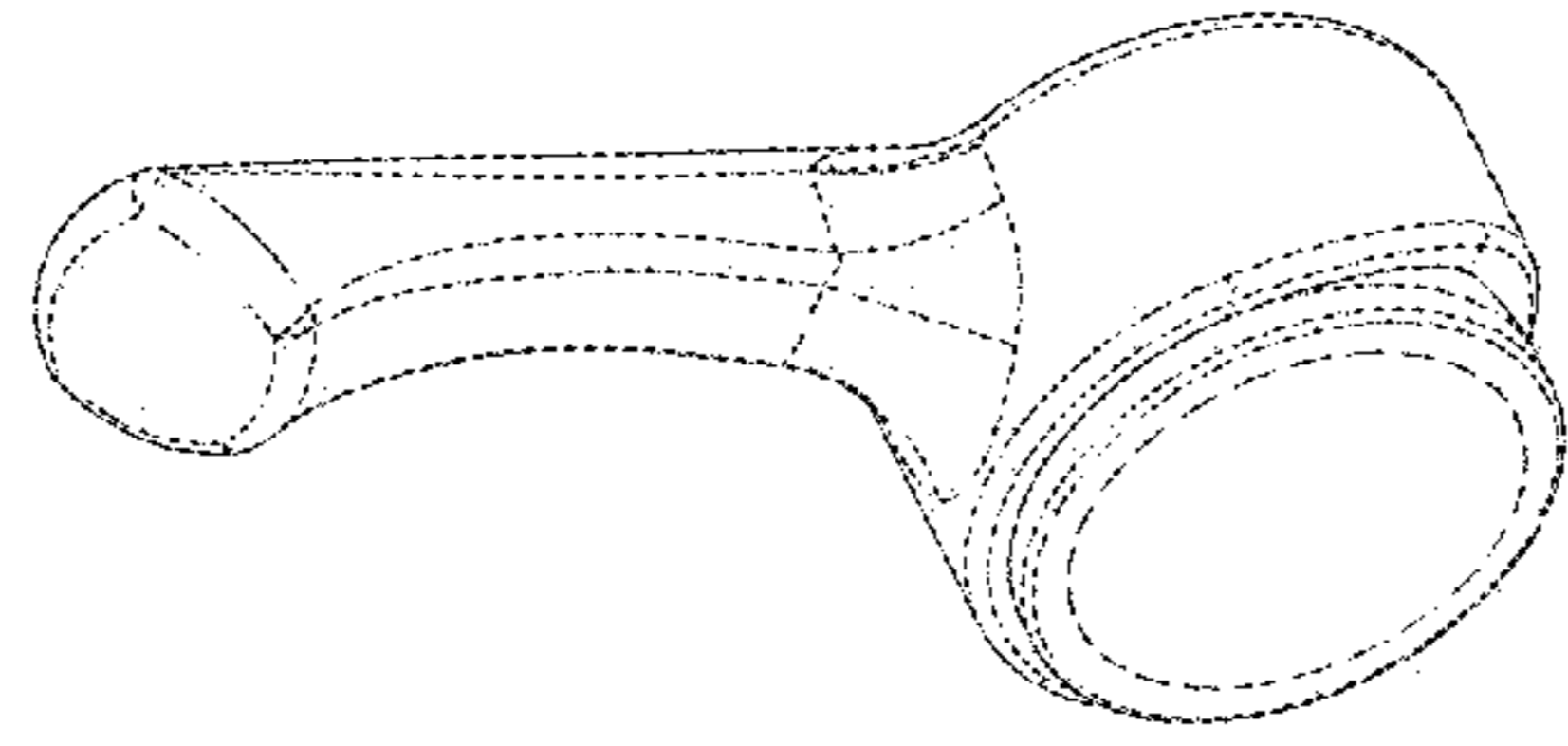


FIG - 2




FIG - 1

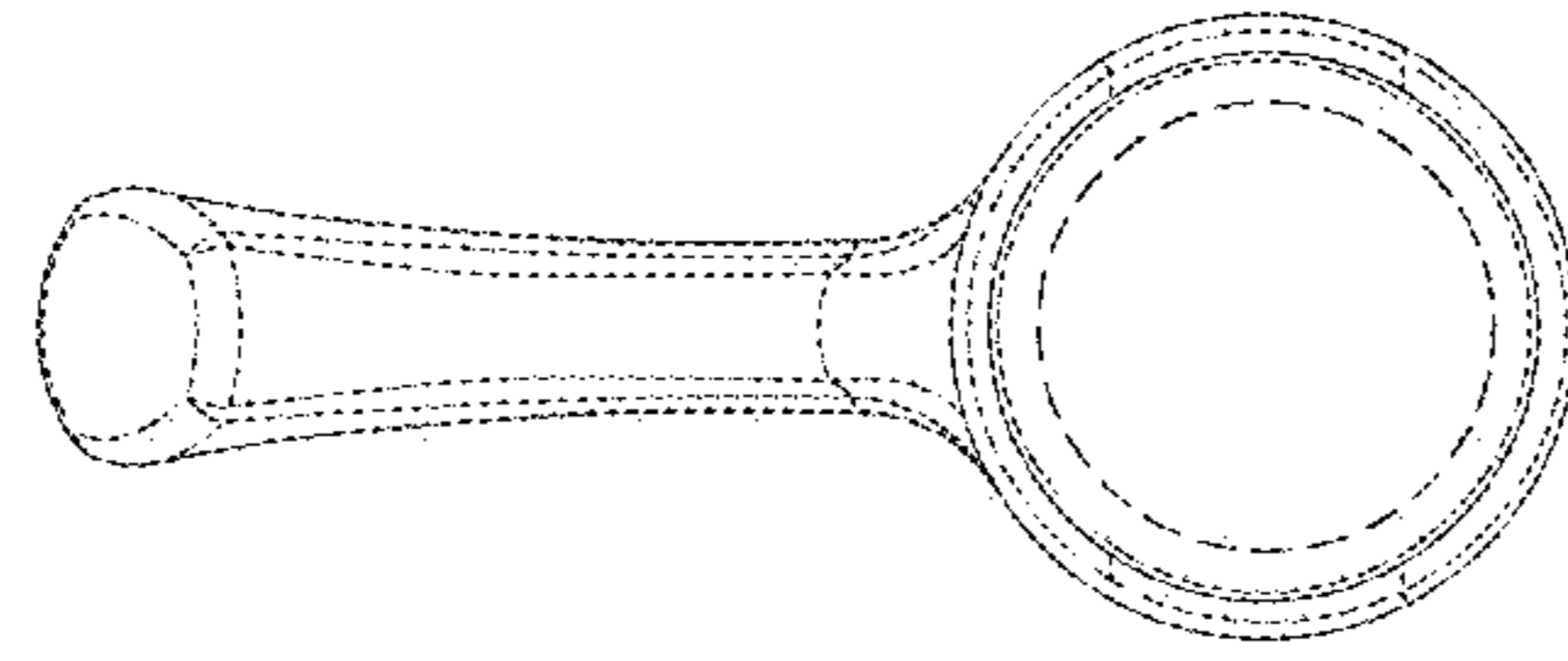


FIG - 4

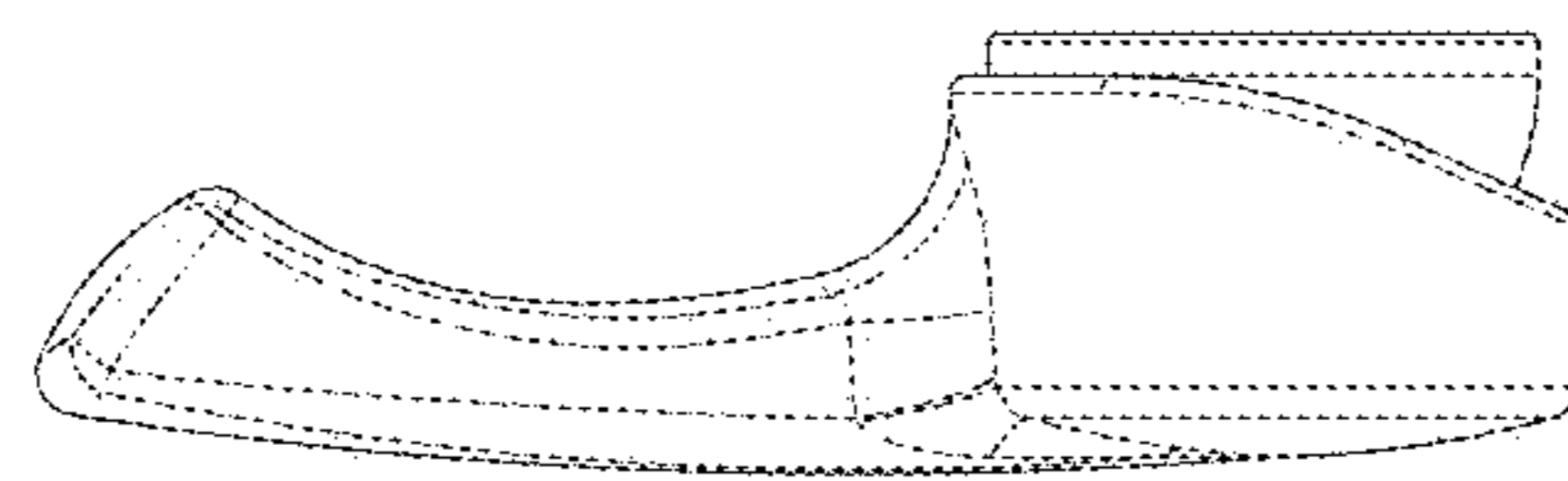


FIG - 3

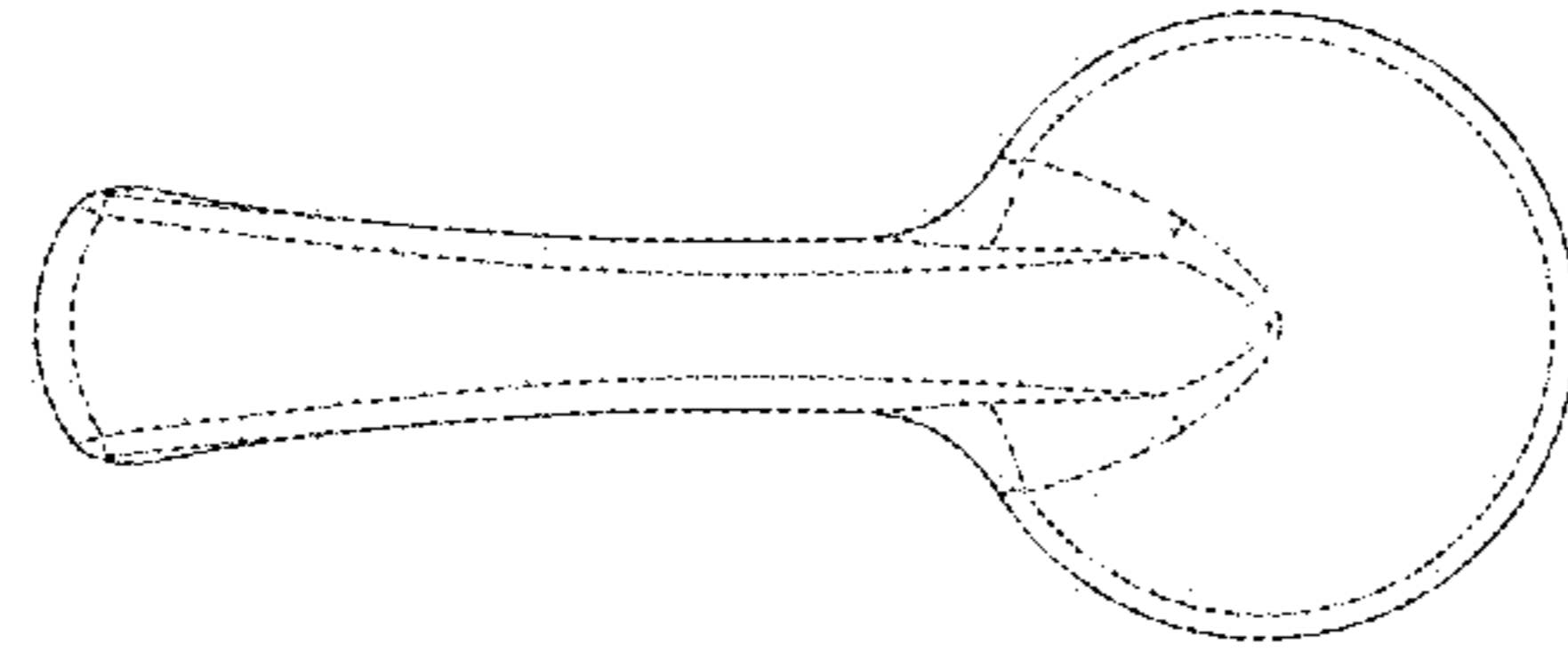


FIG - 6

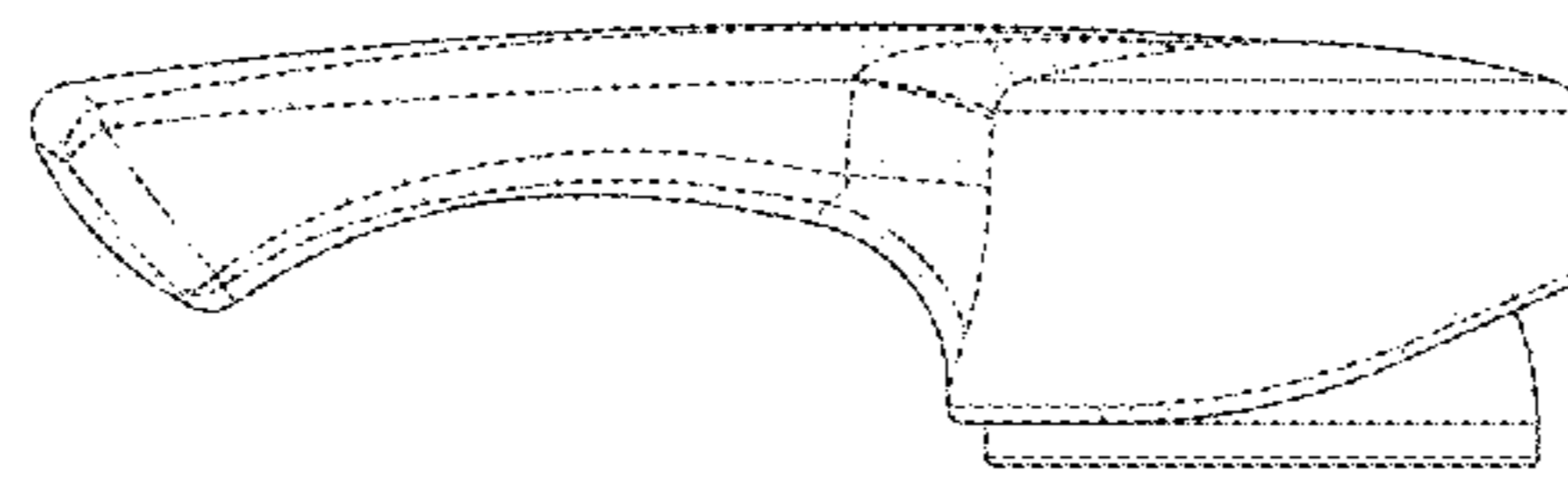


FIG - 5

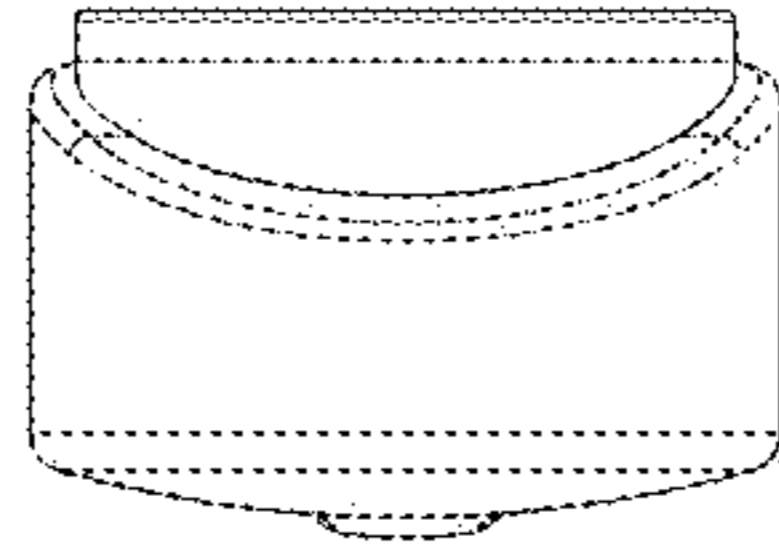


FIG - 8

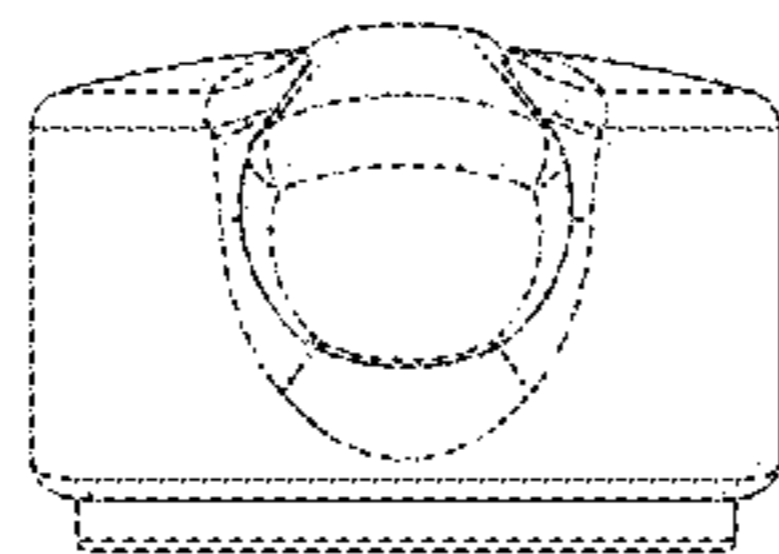


FIG - 7