



US00D924993S

(12) **United States Design Patent** (10) **Patent No.:** **US D924,993 S**
Rollinson et al. (45) **Date of Patent:** **** *Jul. 13, 2021**

(54) **PUTTER HEAD**
(71) Applicant: **Callaway Golf Company**, Carlsbad, CA (US)
(72) Inventors: **Augustin W. Rollinson**, Solana Beach, CA (US); **Wee Joung Kim**, Vista, CA (US); **Sean Toulon**, Vista, CA (US)
(73) Assignee: **Callaway Golf Company**, Carlsbad, CA (US)
(*) Notice: This patent is subject to a terminal disclaimer.
(**) Term: **15 Years**

D521,582 S * 5/2006 Souza D21/743
7,166,036 B2 * 1/2007 Byrne A63B 53/0487
473/242
7,166,039 B2 * 1/2007 Hettinger A63B 53/0487
473/331
D572,780 S * 7/2008 Rollinson D21/744
D582,497 S * 12/2008 Rollinson D21/744
7,491,135 B1 * 2/2009 Rollinson A63B 53/0487
473/342
D591,372 S * 4/2009 Tang D21/743
D591,807 S * 5/2009 Rollinson D21/744
D592,717 S * 5/2009 Rollinson D21/742
D595,370 S * 6/2009 Ines D21/736
D600,295 S * 9/2009 Meeks D21/744
D606,139 S * 12/2009 Ines D21/736
D607,952 S * 1/2010 Demkowski D21/743
D619,665 S * 7/2010 Rollinson D21/742
D627,840 S * 11/2010 Cameron D21/736

(Continued)

(21) Appl. No.: **29/717,681**
(22) Filed: **Dec. 18, 2019**
(51) **LOC (13) Cl.** **21-02**
(52) **U.S. Cl.**
USPC **D21/759**
(58) **Field of Classification Search**
USPC D21/736-746, 759
CPC A63B 53/00; A63B 53/04; A63B 53/007;
A63B 53/065; A63B 53/0487; A63B
60/00; A63B 60/46
See application file for complete search history.

FOREIGN PATENT DOCUMENTS

JP 2015058358 A * 3/2015
Primary Examiner — Mitchell I. Siegel
(74) *Attorney, Agent, or Firm* — Rebecca Hanovice;
Michael Catania; Sonia Lari

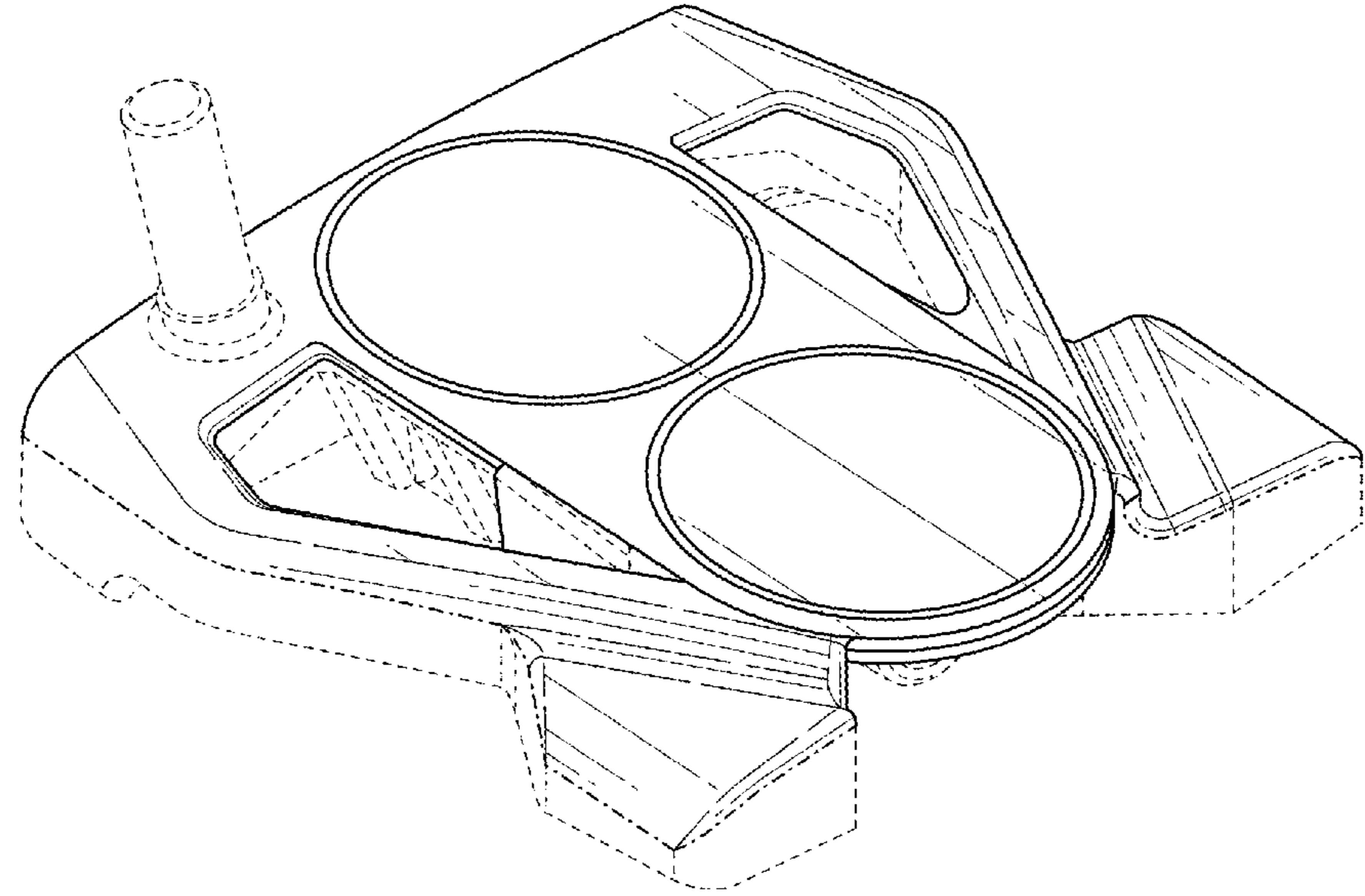
(57) **CLAIM**
The ornamental design for a putter head, as shown and described.

DESCRIPTION

FIG. 1 is top perspective view of the putter head claimed herein;
FIG. 2 is a rear elevational view thereof;
FIG. 3 is a front elevational view thereof;
FIG. 4 is a right side elevational view thereof;
FIG. 5 is a left side elevational view thereof;
FIG. 6 is a top plan view thereof; and,
FIG. 7 is a bottom plan view thereof.
The broken lines shown form no part of the claimed design.

1 Claim, 5 Drawing Sheets

(56) **References Cited**
U.S. PATENT DOCUMENTS
D360,670 S * 7/1995 Nilsson D21/741
D416,964 S * 11/1999 Steele D21/743
D457,586 S * 5/2002 Tang D21/759
D461,515 S * 8/2002 Tang D21/742
D461,860 S * 8/2002 Tang D21/742
D467,985 S * 12/2002 Tang D21/742
D472,595 S * 4/2003 Tang D21/735
D483,824 S * 12/2003 Tang D21/738
D520,087 S * 5/2006 Atwood D21/743



(56)

References Cited

U.S. PATENT DOCUMENTS

D638,891 S * 5/2011 Nicolette D21/736
 D643,485 S * 8/2011 Nicolette D21/736
 D650,459 S * 12/2011 Rollinson D21/746
 D688,340 S * 8/2013 Tang D21/742
 D688,341 S * 8/2013 Rollinson D21/746
 D691,226 S * 10/2013 Hilton D21/746
 D701,928 S * 4/2014 Cameron D21/736
 D704,287 S * 5/2014 Tang D21/742
 9,220,960 B2 * 12/2015 Schartiger A63B 60/00
 9,227,115 B2 * 1/2016 Cameron A63B 53/04
 D758,513 S * 6/2016 Cameron D21/736
 D768,248 S * 10/2016 Rollinson D21/744
 D769,993 S * 10/2016 Abbott D21/742
 D783,745 S * 4/2017 Chen D21/743
 D801,458 S * 10/2017 Rollinson D21/742
 D809,616 S * 2/2018 Toulon D21/736
 D824,462 S * 7/2018 Bruschi D21/736
 D835,217 S * 12/2018 Nicolette D21/736

D837,911 S * 1/2019 Bruschi D21/736
 D844,085 S * 3/2019 Nicolette D21/743
 D844,723 S * 4/2019 Nicolette D21/743
 D859,545 S * 9/2019 Long D21/736
 D860,350 S * 9/2019 Rollinson D21/742
 D861,091 S * 9/2019 Glorioso D21/743
 D877,831 S * 3/2020 Cameron D21/736
 D892,243 S * 8/2020 Rollinson D21/743
 D893,653 S * 8/2020 Price D21/759
 D893,654 S * 8/2020 Price D21/759
 D895,037 S * 9/2020 Clarke D21/736
 D896,328 S * 9/2020 Clarke D21/743
 D907,730 S * 1/2021 Rollinson D21/759
 D909,504 S * 2/2021 Schweigert D21/736
 2010/0184527 A1 * 7/2010 Demkowski A63B 53/04
 473/251
 2015/0080147 A1 * 3/2015 Cameron A63B 53/0487
 473/340
 2015/0335966 A1 * 11/2015 Cameron A63B 53/0487
 473/219

* cited by examiner

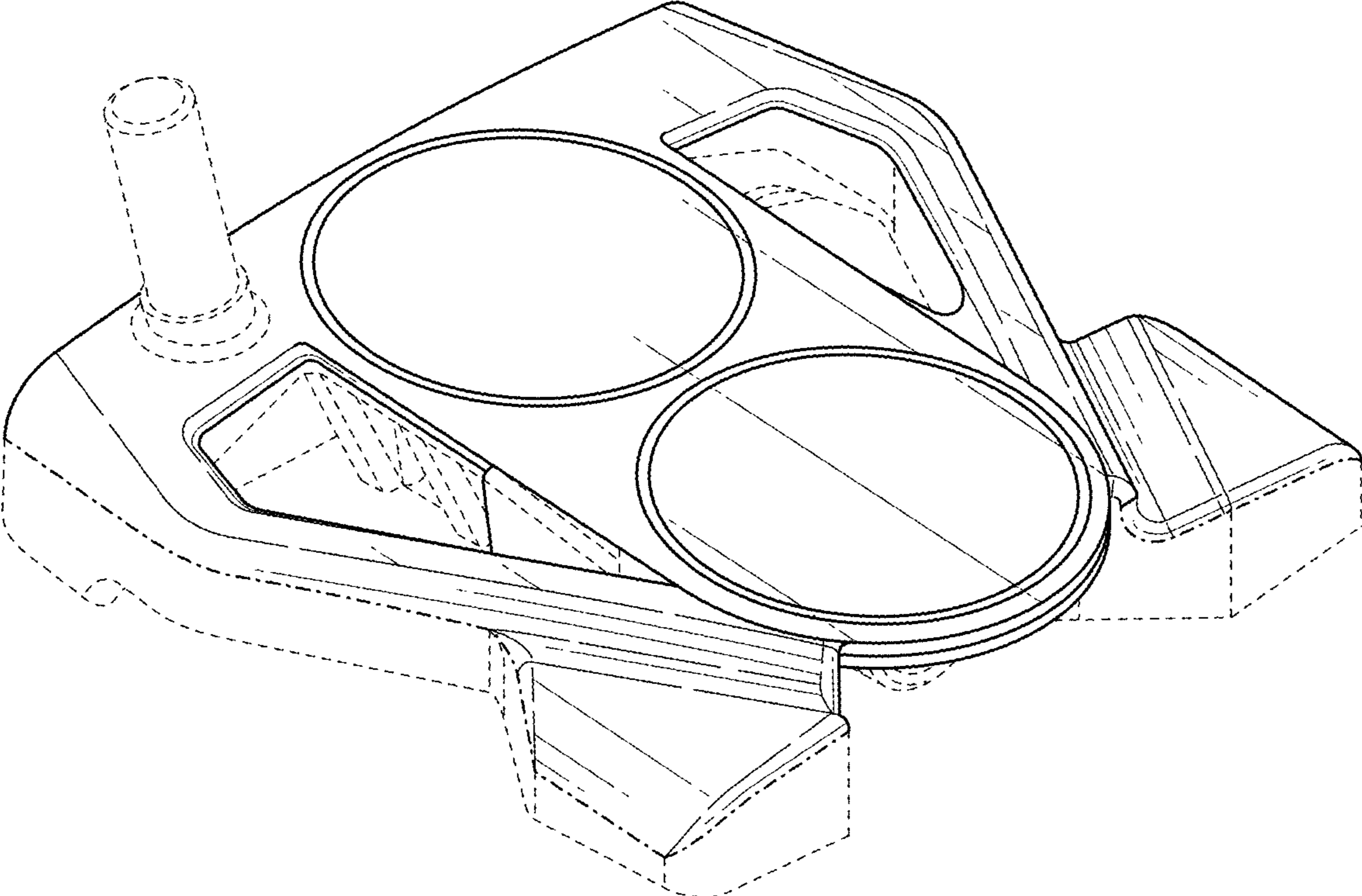


FIG. 1

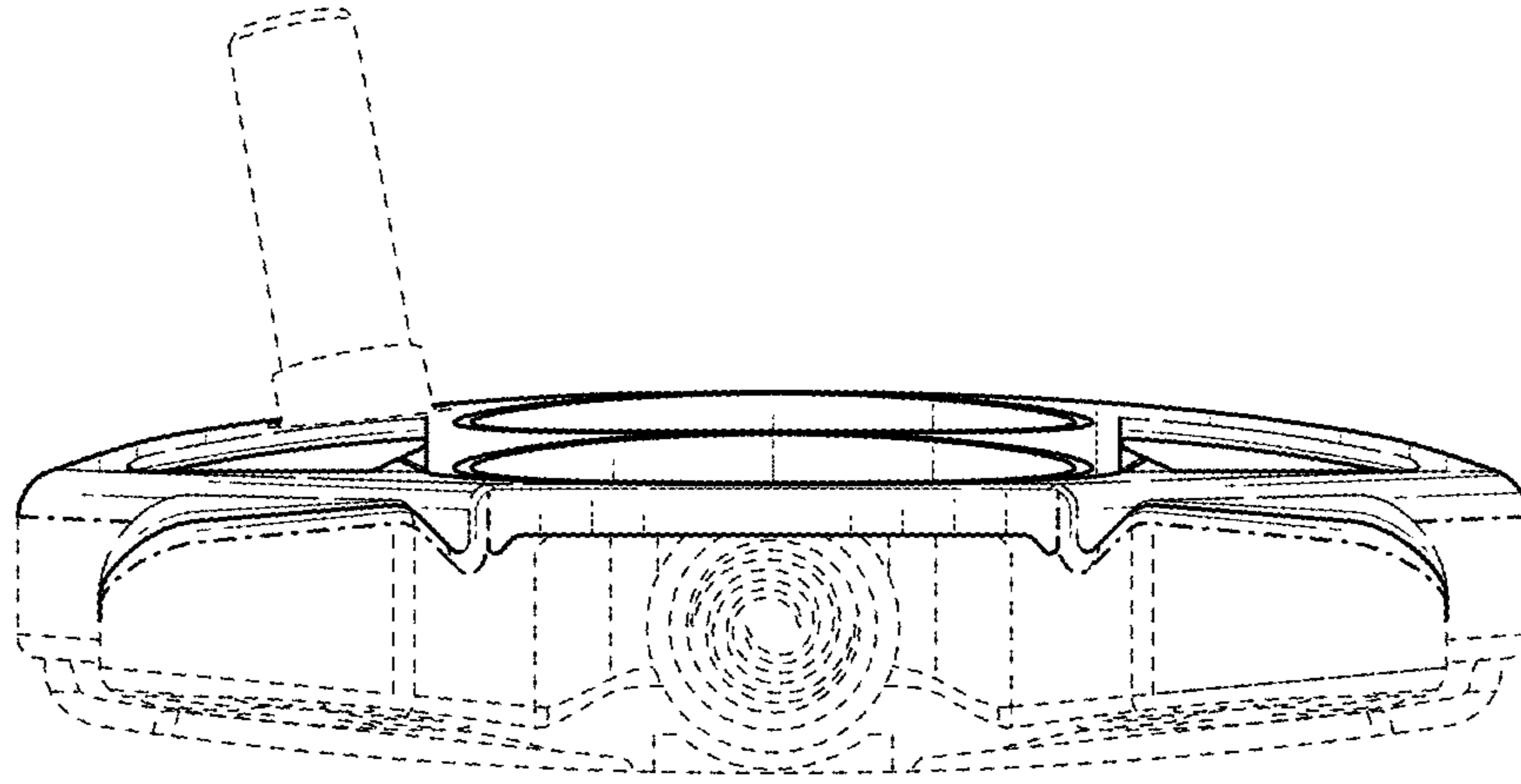


FIG. 2

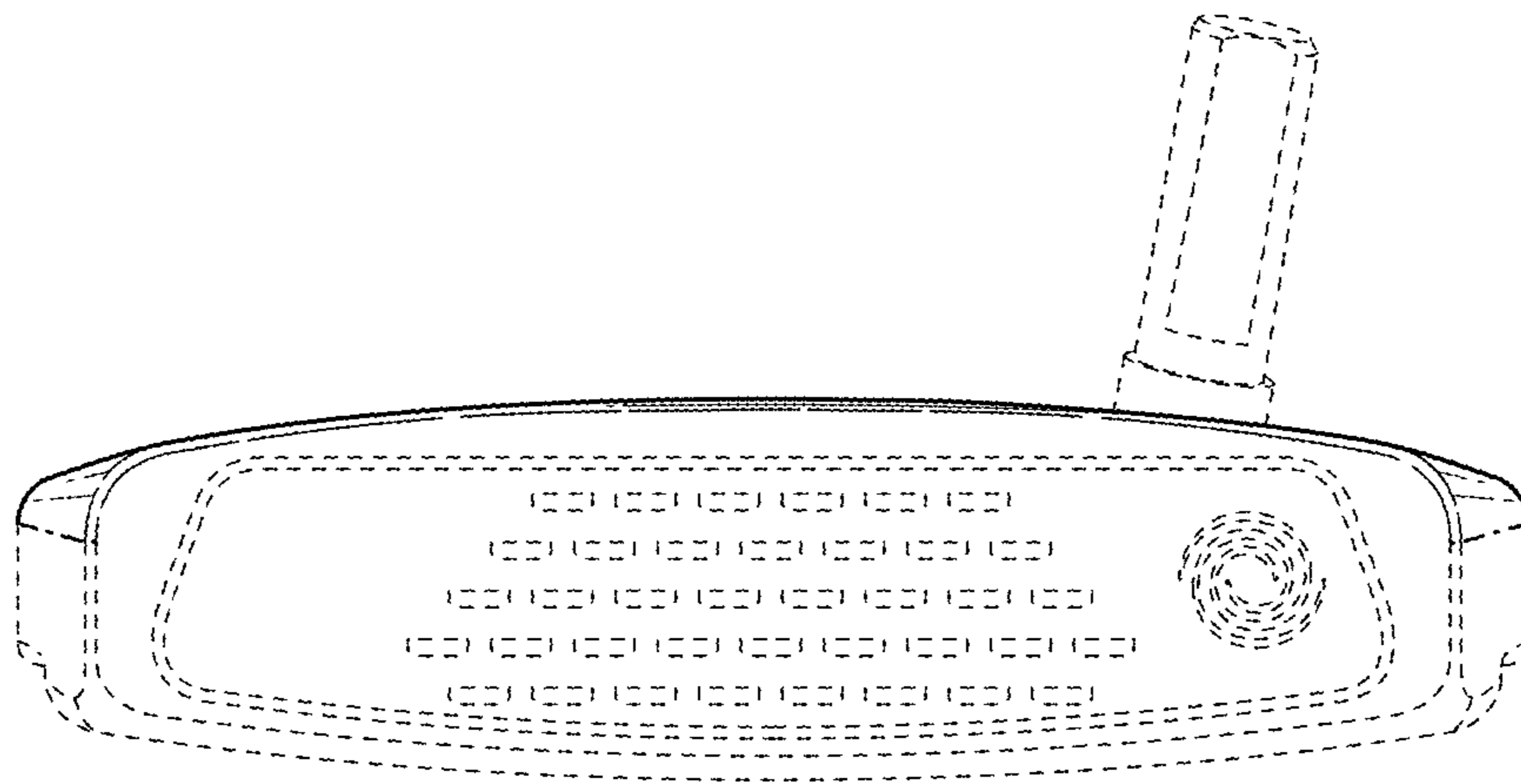


FIG. 3

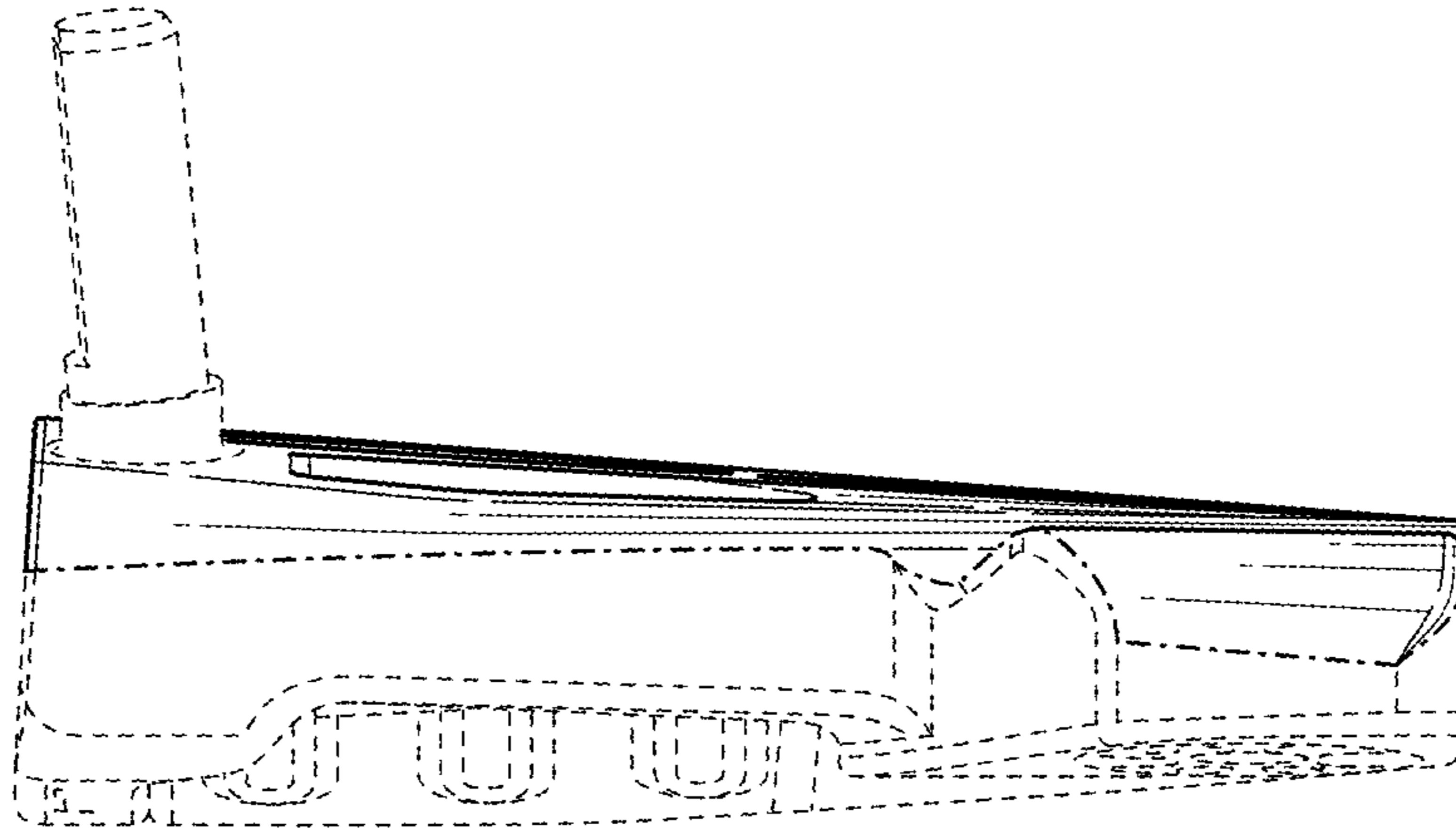


FIG. 4

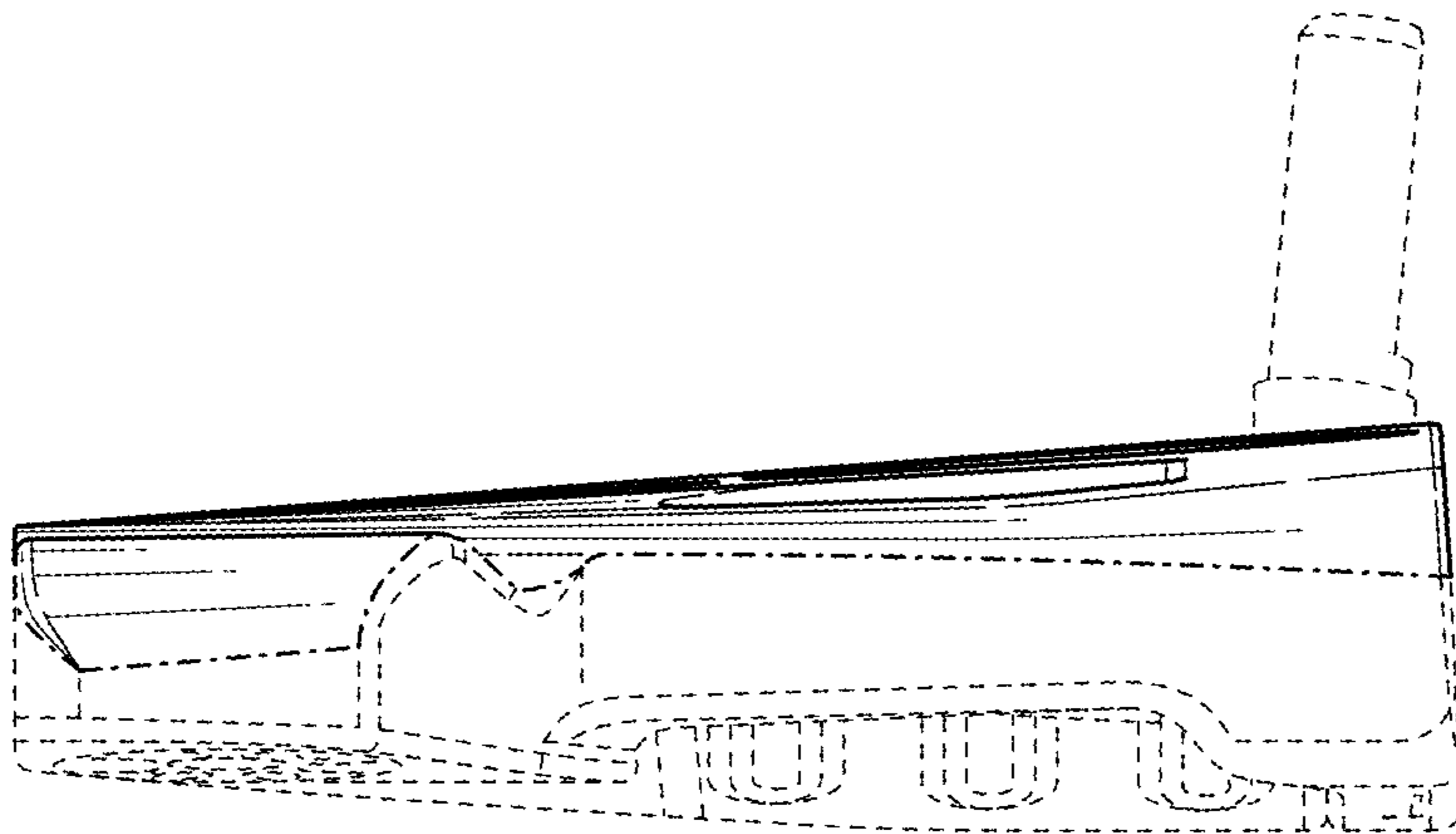


FIG. 5

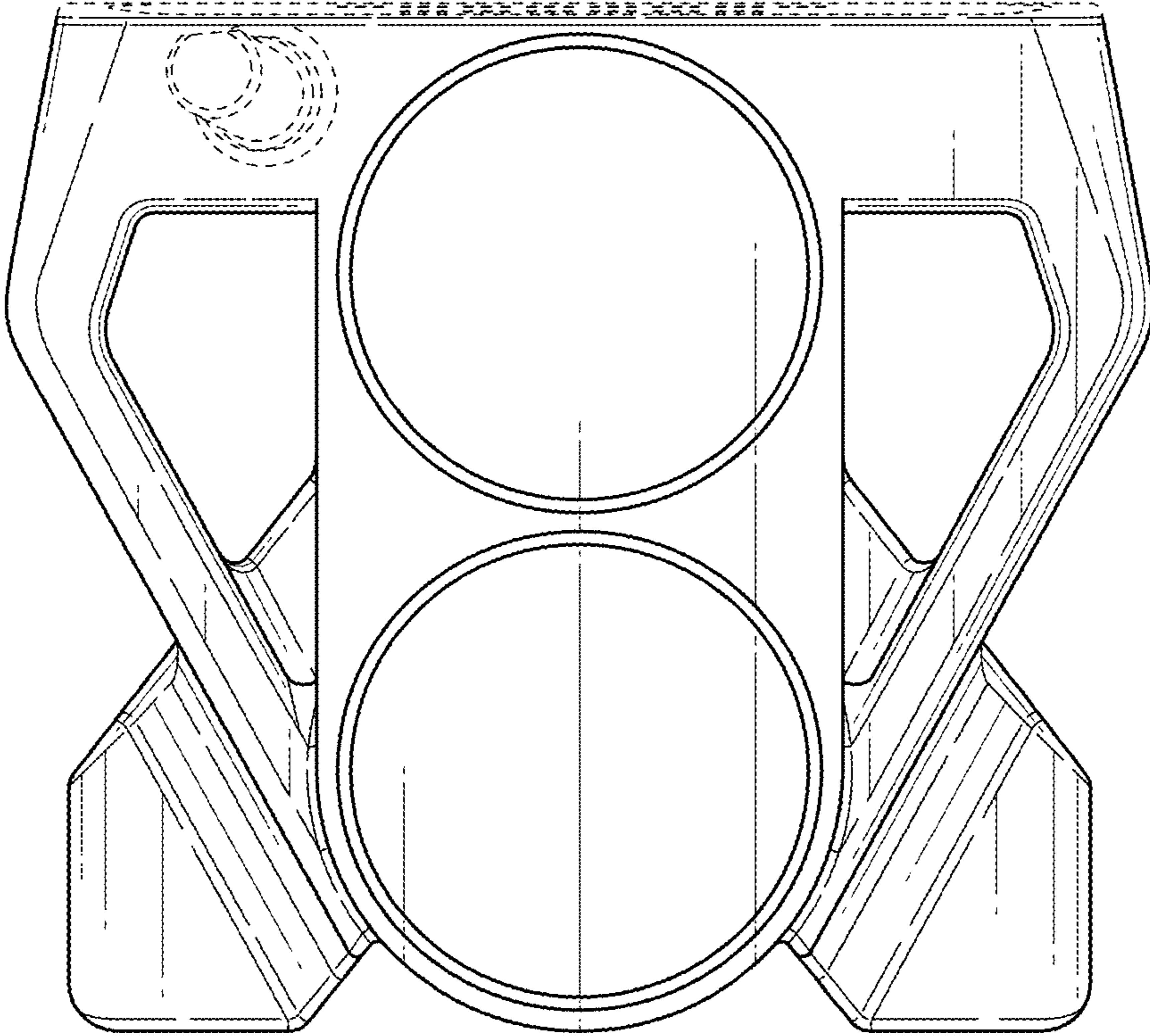


FIG. 6

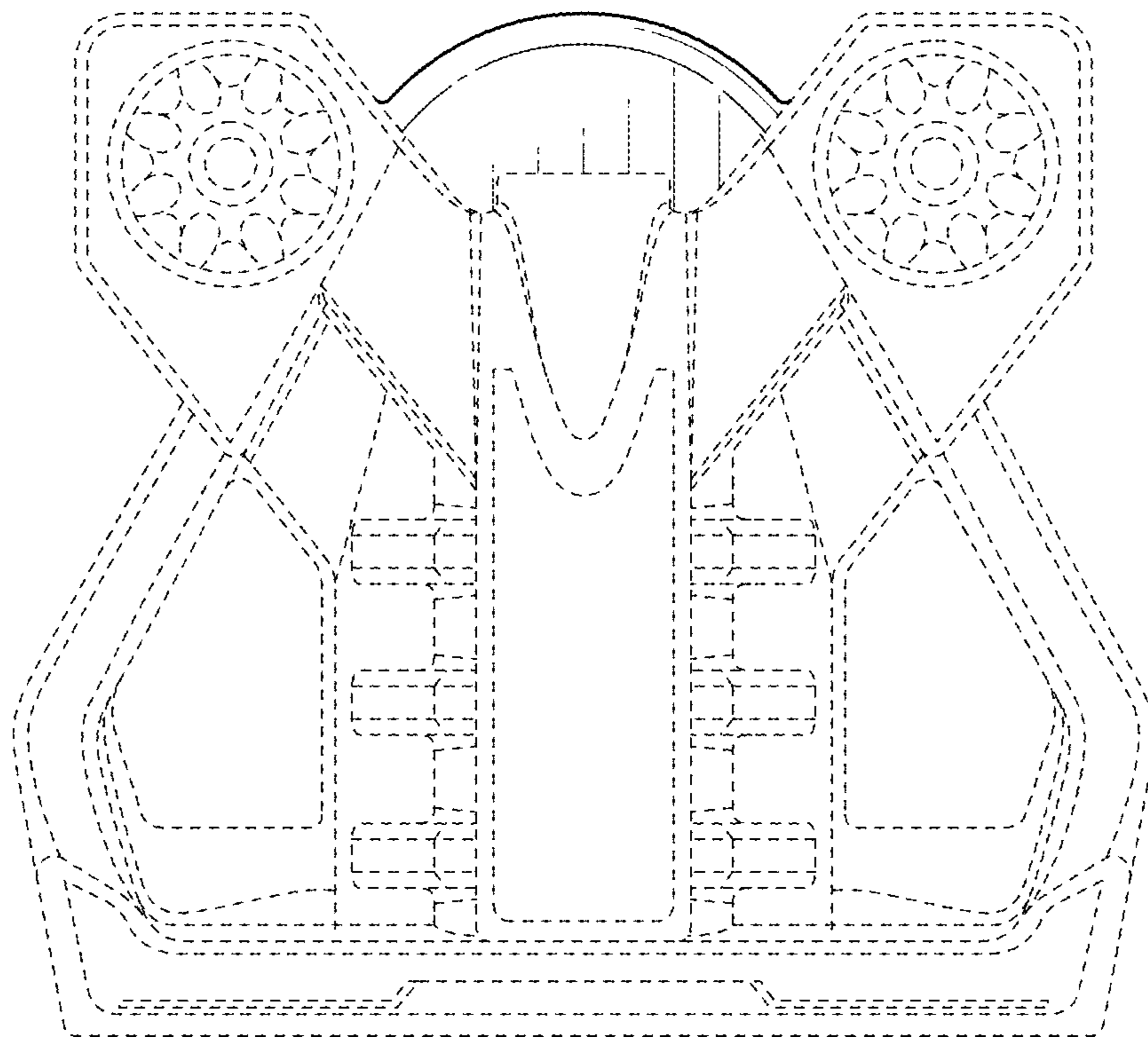


FIG. 7