



US00D924976S

(12) **United States Design Patent**
Milbrandt et al.

(10) **Patent No.:** **US D924,976 S**
(45) **Date of Patent:** **** Jul. 13, 2021**

- (54) **CLIP TAG**
- (71) Applicant: **Bedford Industries, Inc.**, Worthington, MN (US)
- (72) Inventors: **Jay Milbrandt**, Worthington, MN (US); **Jaden Balster**, Adrian, MN (US); **Eric Milbrath**, Brewster, MN (US); **Evan Place**, Lakefield, MN (US); **Trevor Wintz**, Round Lake, MN (US)
- (73) Assignee: **BEDFORD INDUSTRIES, INC.**, Worthington, MN (US)
- (**) Term: **15 Years**
- (21) Appl. No.: **29/641,677**
- (22) Filed: **Mar. 23, 2018**
- (51) **LOC (13) Cl.** **19-08**
- (52) **U.S. Cl.**
USPC **D20/22**
- (58) **Field of Classification Search**
USPC D9/434, 435; D10/109.1, 109.2, 113.4; D20/10, 11, 19, 22-28, 40, 99; D26/31; 40/368, 446, 452, 453, 488, 538, 541, 40/542, 545-548, 563, 564, 568, 40/570-574, 582, 584, 594, 596, 600, 40/605, 615, 617, 618, 624; 362/217, 362/551, 559, 562, 565, 806, 811, 812; D19/1, 6, 9, 10
CPC G09F 7/16; G09F 2007/122; G09F 13/00; G09F 13/04; G09F 13/06; G09F 13/18; G09F 13/22; G09F 13/24; G09F 13/26; G09F 2013/1895; G09F 15/00
See application file for complete search history.

- 3,164,250 A * 1/1965 Paxton B65B 51/043 206/343
- 3,264,698 A * 8/1966 Wright B65D 33/1625 24/30.5 R
- 3,270,872 A * 9/1966 Paxton B65D 33/1625 206/232
- 3,417,912 A * 12/1968 Paxton B65D 33/1625 383/71
- 3,732,662 A 5/1973 Paxton
(Continued)

OTHER PUBLICATIONS

Grundhauser, Eric. "Most of the World's Bread Clips Are Made by a Single Company." atlasobscura.com. May 25, 2017. Accessed Aug. 13, 2020. Available online at URL: <https://www.atlasobscura.com/articles/bread-tabs-clips-paxton> (Year: 2017).*
(Continued)

Primary Examiner — Christian P. McLean
(74) *Attorney, Agent, or Firm* — James L. Young; Westman, Champlin & Koehler, P.A.

(57) **CLAIM**

The ornamental design for a clip tag, as shown and described.

DESCRIPTION

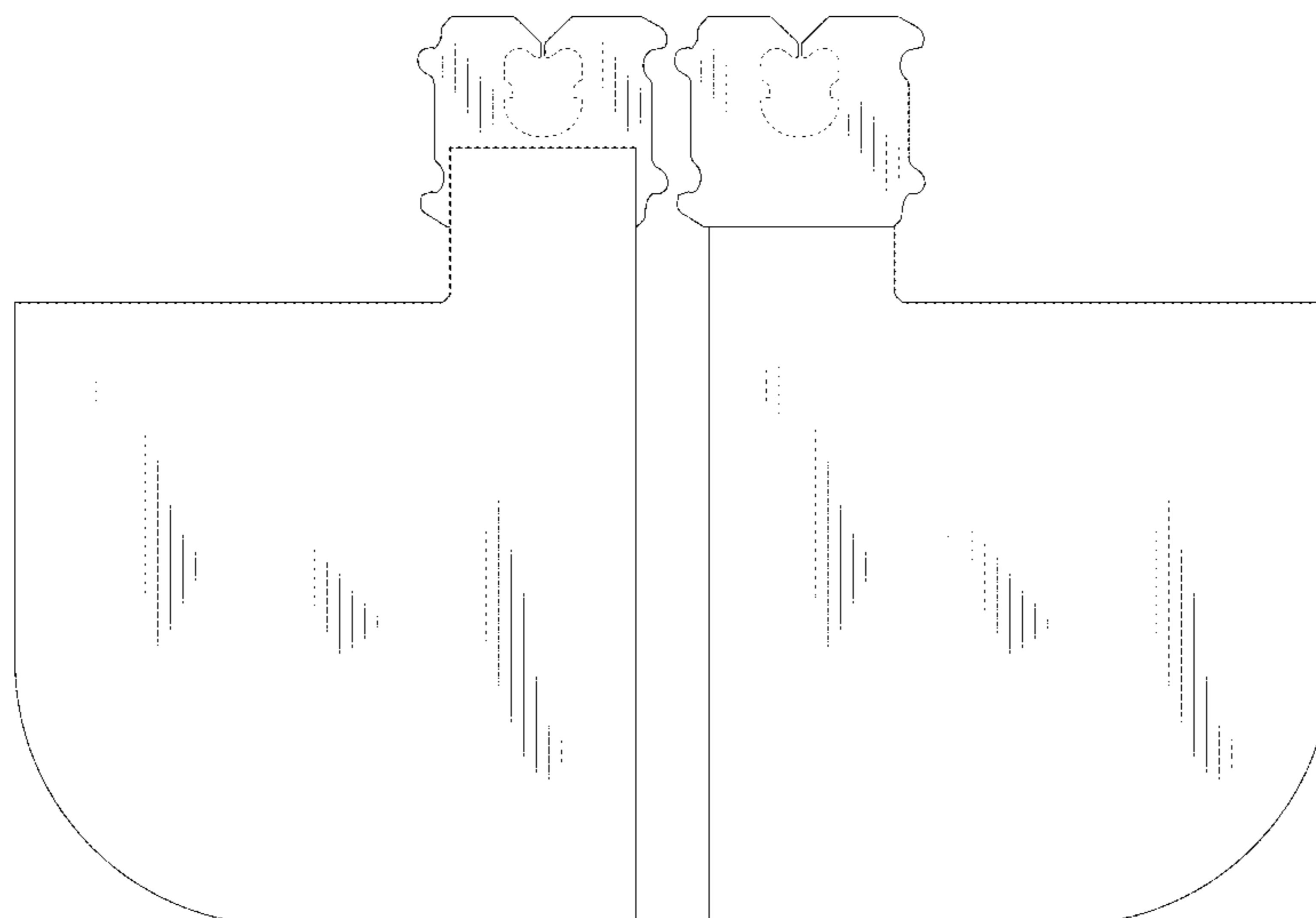
FIG. 1 is a perspective view thereof;
FIG. 2 is a front view thereof;
FIG. 3 is a right side view thereof;
FIG. 3A is an enlarged view of the area 3A shown in FIG. 3;
FIG. 4 is a left side view thereof;
FIG. 5 is a top view thereof;
FIG. 6 is a bottom view thereof; and,
FIG. 7 is a rear view thereof.
The evenly spaced dashed lines illustrate portions of the clip tag and form no part of the claim.

1 Claim, 4 Drawing Sheets

(56) **References Cited**

U.S. PATENT DOCUMENTS

- 3,077,686 A * 2/1963 Montalto G09F 1/10 40/649
- D198,015 S * 4/1964 DiPaolo D2/999



(56)

References Cited

U.S. PATENT DOCUMENTS

3,822,441 A * 7/1974 Paxton B65D 33/1625
24/30.5 S

4,026,413 A 5/1977 Britt et al.

4,292,714 A 10/1981 Walker

D279,414 S * 6/1985 Dvorak 40/301

D280,646 S * 9/1985 Howard D20/40

4,645,701 A * 2/1987 Zarrow B41L 1/04
283/106

D296,943 S * 7/1988 Gardner D30/155

4,798,014 A * 1/1989 Stoerzinger G09F 1/04
40/642.02

4,911,293 A 3/1990 Holmes

D319,474 S * 8/1991 Steiner D20/22

5,697,177 A * 12/1997 Ludlow G09F 3/14
40/663

5,848,698 A * 12/1998 Stompe A47F 5/0068
206/449

D408,865 S * 4/1999 Link D20/22

D411,450 S 6/1999 Vincent et al.

D412,535 S 8/1999 Tinklenberg et al.

D413,356 S * 8/1999 Ingram D20/40

D427,640 S * 7/2000 Derentz D20/22

D432,174 S * 10/2000 Stevens D20/22

D476,694 S * 7/2003 Snow D20/27

D477,368 S * 7/2003 Massey D20/27

D490,103 S * 5/2004 Rangel D19/10

D493,840 S * 8/2004 Best D20/27

D502,031 S * 2/2005 Cassidy D20/40

D511,355 S * 11/2005 Hunter, Jr. D19/10

D518,058 S * 3/2006 Hart D14/436

7,055,274 B2 * 6/2006 Fast G09F 3/204
248/220.41

D532,049 S 11/2006 Ludlow

D539,140 S 3/2007 Irwin

D608,395 S * 1/2010 Engelby G09F 3/202
D20/22

D617,844 S * 6/2010 Stone D20/27

D627,826 S * 11/2010 Halimi D20/27

D627,827 S * 11/2010 Rogers D20/27

D630,126 S * 1/2011 Kim D11/200

D633,570 S * 3/2011 Hilyard D20/27

D640,327 S * 6/2011 Gorzo D20/22

7,964,228 B2 * 6/2011 Milliorn B31D 1/021
206/459.1

D661,184 S * 6/2012 Barrett D9/434

D668,718 S * 10/2012 Clark D20/22

D678,951 S * 3/2013 Kaderli D20/27

D692,496 S * 10/2013 Engelby D20/40

D692,954 S * 11/2013 Eisenberg D20/19

D703,761 S * 4/2014 Engelby D20/40

D707,553 S 6/2014 Vantrease

D741,408 S * 10/2015 Engelby D20/40

D775,834 S * 1/2017 Sassi D3/318

D839,961 S * 2/2019 Hall D20/10

10,242,602 B2 * 3/2019 Heinrichs G09F 3/206

D868,887 S * 12/2019 Mills D19/9

D888,154 S * 6/2020 Heinrichs D20/27

D905,552 S * 12/2020 Milbrandt D9/443

2003/0020274 A1 * 1/2003 Milliorn G09F 3/02
283/81

2006/0010742 A1 * 1/2006 Steininger G09F 3/10
40/638

2011/0283578 A1 * 11/2011 Engelby G09F 3/0288
40/584

2011/0314713 A1 * 12/2011 Massaad G09F 7/18
40/593

2012/0144706 A1 * 6/2012 Engelby G09F 3/204
40/584

OTHER PUBLICATIONS

ElastiTag Dieline Index, accessed from http://es.elastitag.com/ElastiTag_Level_4/dielines.shtml on Jul. 2, 2018.

Kwik Lok Bag Closures Catalog #101, Sep. 29, 2016.

Kwik Lok Closure Labels, accessed from <http://www.kwiklok.com/kwik-lok-label-marketing.php> on Jul. 12, 2018.

* cited by examiner

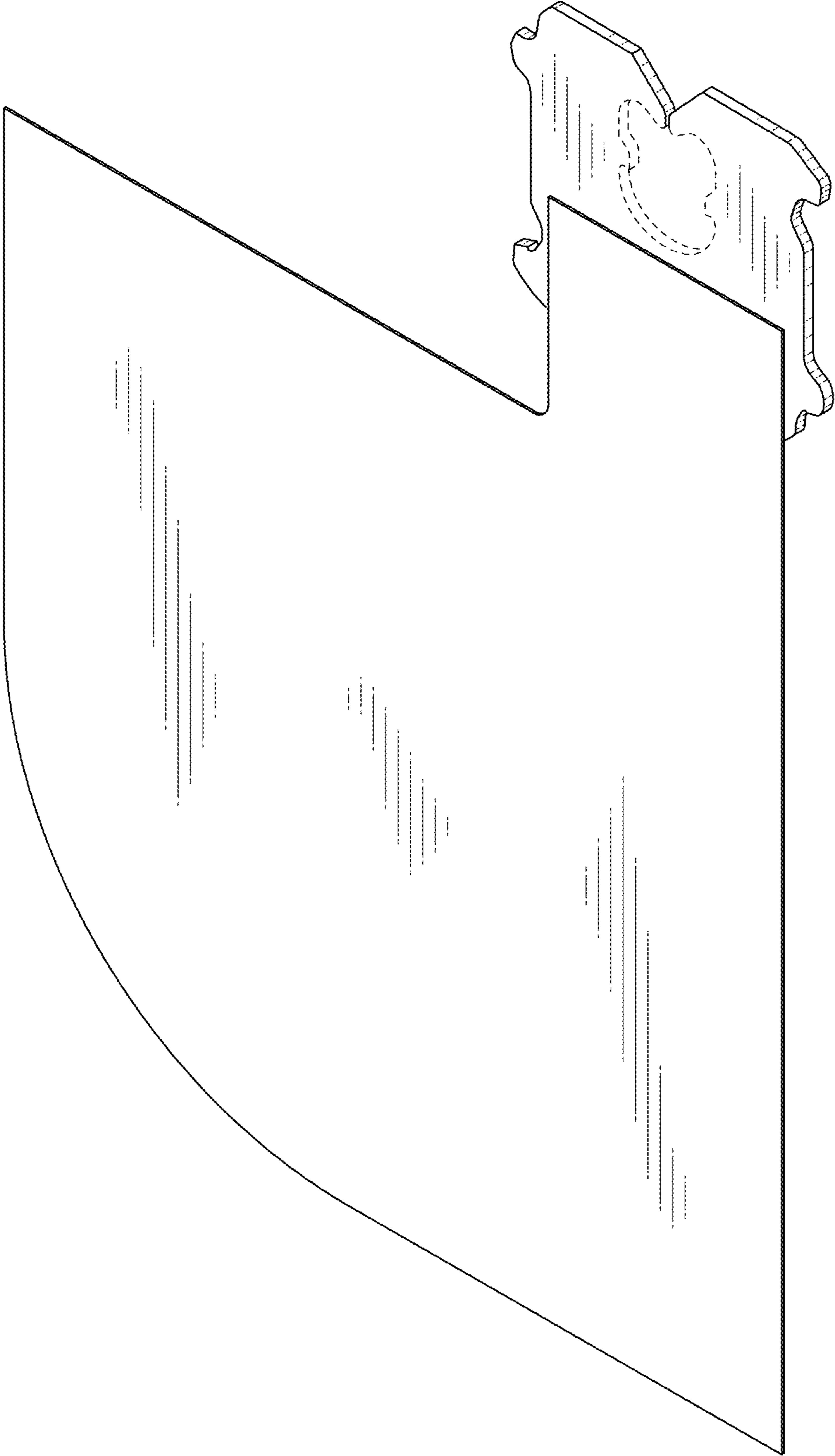


FIG. 1

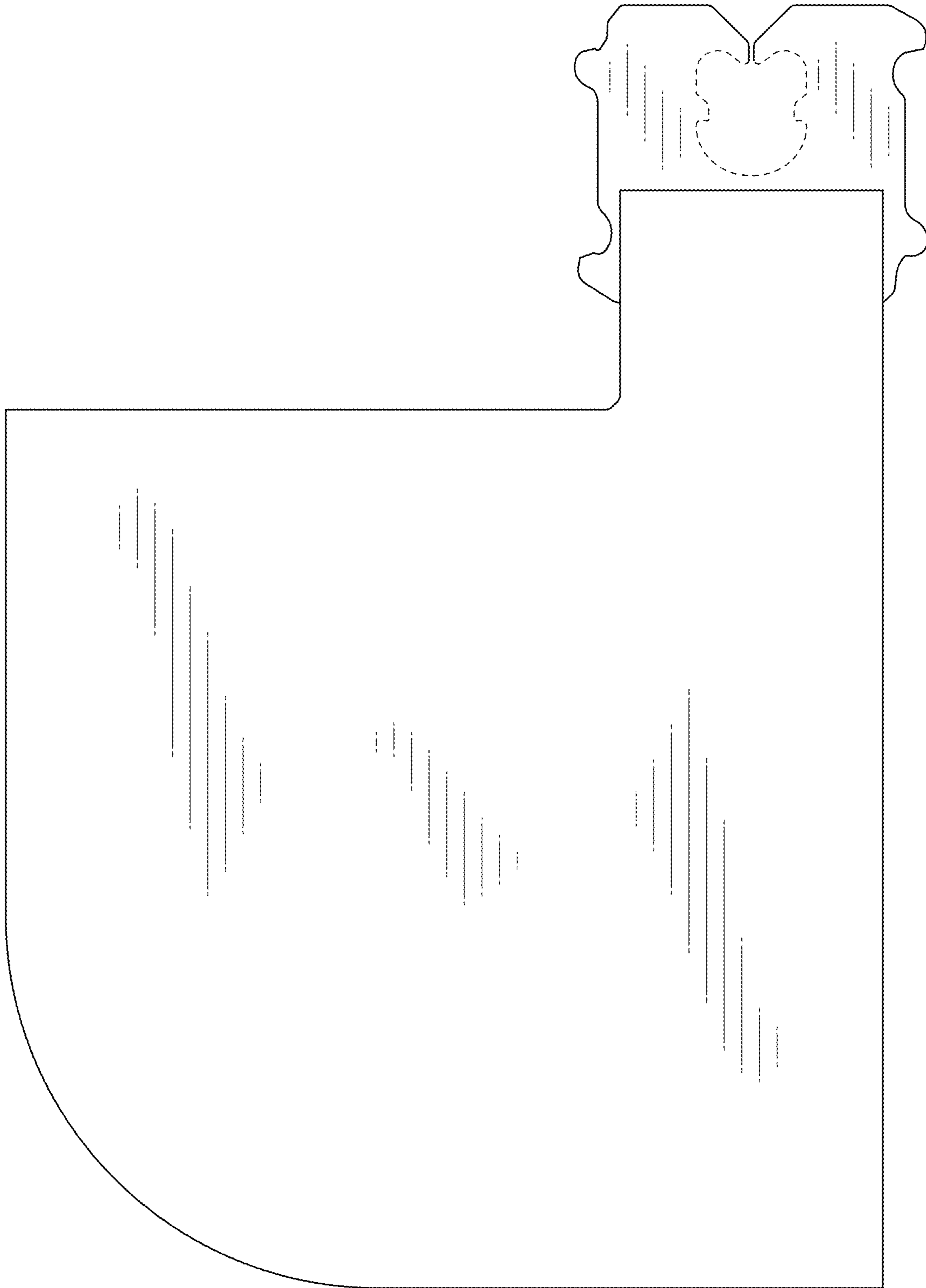


FIG. 2

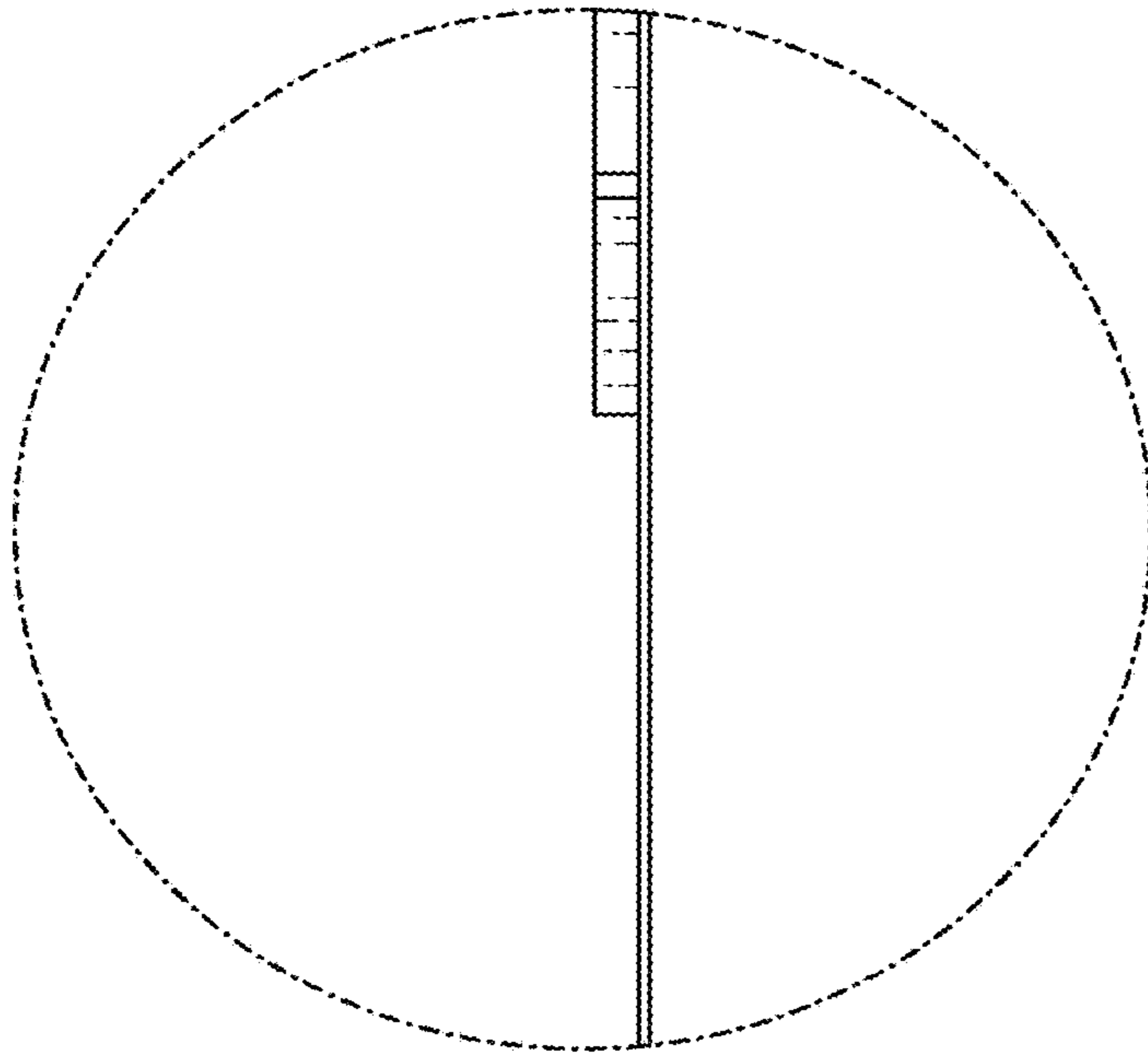


FIG. 8




FIG. 3




FIG. 4



FIG. 5



FIG. 6

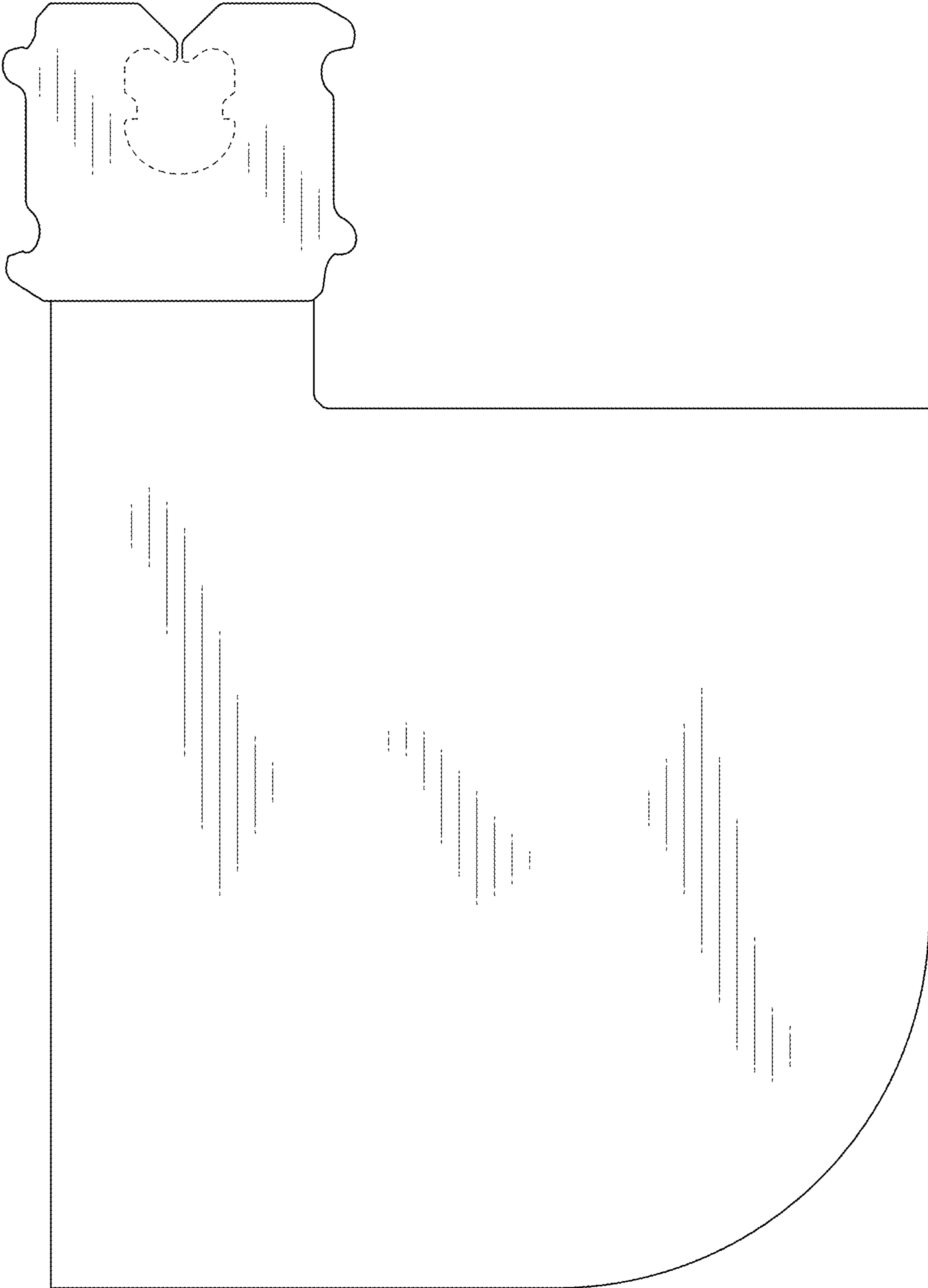


FIG. 7

UNITED STATES PATENT AND TRADEMARK OFFICE
CERTIFICATE OF CORRECTION

PATENT NO. : D924,976 S
APPLICATION NO. : 29/641677
DATED : July 13, 2021
INVENTOR(S) : Jay Milbrandt et al.

Page 1 of 1

It is certified that error appears in the above-identified patent and that said Letters Patent is hereby corrected as shown below:

On the Title Page

In the DESCRIPTION, Line 4, should read as:

FIG. 8 is an enlarged view of the area 8 shown in FIG. 3.

Signed and Sealed this
Thirty-first Day of August, 2021



Drew Hirshfeld
*Performing the Functions and Duties of the
Under Secretary of Commerce for Intellectual Property and
Director of the United States Patent and Trademark Office*