



US00D924970S

(12) **United States Design Patent**
Elmer

(10) **Patent No.:** **US D924,970 S**
(45) **Date of Patent:** **** Jul. 13, 2021**

- (54) **VEHICLE-MOUNTED SIGN**
- (71) Applicant: **Steven Elmer**, Winter Park, FL (US)
- (72) Inventor: **Steven Elmer**, Winter Park, FL (US)
- (**) Term: **15 Years**
- (21) Appl. No.: **29/753,685**
- (22) Filed: **Oct. 1, 2020**

Related U.S. Application Data

- (62) Division of application No. 29/672,109, filed on Dec. 3, 2018, now Pat. No. Des. 901,587.
- (51) **LOC (13) Cl.** **20-03**
- (52) **U.S. Cl.**
USPC **D20/10**
- (58) **Field of Classification Search**
USPC D14/125, 126, 127, 250, 257, 336, 371,
D14/374, 432; D20/10, 13, 17, 19, 29,
D20/38, 39, 41, 42, 43, 99; D13/102
CPC G09F 7/00; G09F 7/02; G09F 7/16; G09F
9/00; G09F 9/3026; G09F 9/33; G09F
9/35; G09F 13/00; G09F 13/22; G09F
15/00; G09F 15/0056; G09F 15/0068;
G06F 3/14; H01R 13/514
See application file for complete search history.

(56) **References Cited**

U.S. PATENT DOCUMENTS

D327,333 S *	6/1992	Elmer	D20/10
D328,143 S *	7/1992	Elmer	D20/10
D359,515 S *	6/1995	Kinart	D20/42
D368,934 S *	4/1996	Elmer	D20/42
D425,812 S *	5/2000	Bodo	D10/113.4
6,056,425 A *	5/2000	Appelberg	B60Q 1/2611 362/493
D429,766 S *	8/2000	Elmer	D20/10
D496,966 S *	10/2004	Ulrich	D20/42

D552,633 S *	10/2007	Volkan	D11/157
D567,876 S *	4/2008	Au	D20/10
D617,384 S *	6/2010	Elmer	D20/10
D641,900 S *	7/2011	Iqbal	D26/31
D654,540 S *	2/2012	Zarelius	D20/43
D655,348 S *	3/2012	Cooper	D20/43
D657,421 S *	4/2012	Yan	D20/10
D657,422 S *	4/2012	Yan	D20/10
RE44,480 E *	9/2013	Elmer	G09F 21/042 40/592
D740,407 S *	10/2015	Kassouni	D24/101
D831,116 S *	10/2018	Banas	D20/10
D841,236 S *	2/2019	Zuckerman	D28/8.1
D846,830 S *	4/2019	Kamakura	D1/127
D862,836 S *	10/2019	Bauer	D1/127
D901,587 S *	11/2020	Elmer	D20/10
D901,588 S *	11/2020	Elmer	D20/10

(Continued)

Primary Examiner — Mary Ann Calabrese

Assistant Examiner — Catherine Ho

(74) *Attorney, Agent, or Firm* — Allen, Dyer, Doppelt & Gilchrist, PA

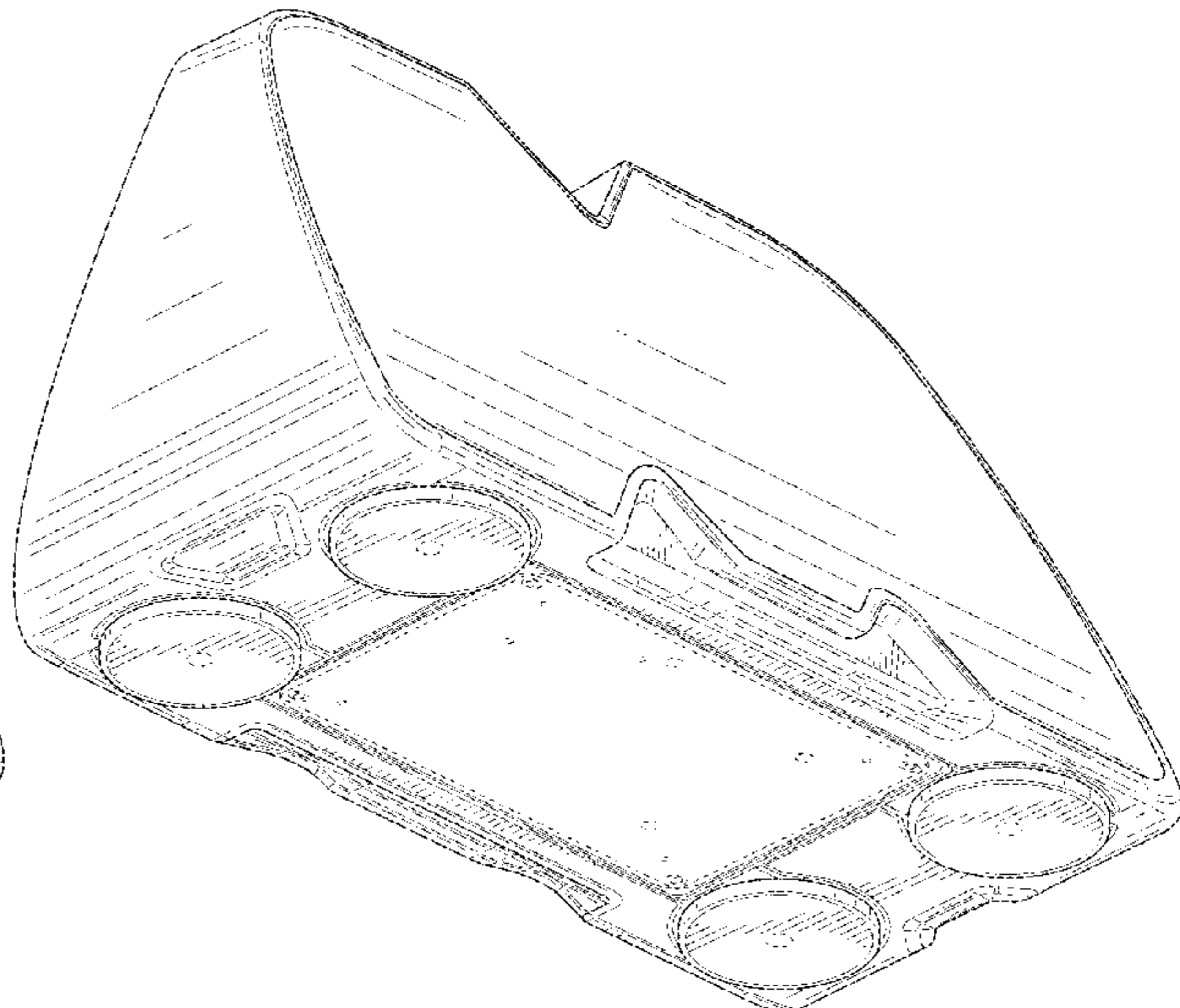

(57) **CLAIM**

The ornamental design for a vehicle-mounted sign, as shown and described.

DESCRIPTION

FIG. 1 is a top, left, front perspective view of a vehicle-mounted sign, showing my new design;
 FIG. 2 is a bottom, right, rear perspective view thereof;
 FIG. 3 is a front view thereof;
 FIG. 4 is a rear view thereof;
 FIG. 5 is a left side view thereof;
 FIG. 6 is a right side corner view thereof;
 FIG. 7 is a top view thereof; and,
 FIG. 8 is a bottom view thereof.
 The broken line portion of the figure drawings is included to show portions of the article that form no part of the claimed design.

1 Claim, 8 Drawing Sheets



(56)

References Cited

U.S. PATENT DOCUMENTS

D901,589 S	*	11/2020	Elmer	D20/10
D901,590 S	*	11/2020	Elmer	D20/10
D901,591 S	*	11/2020	Elmer	D20/10
D901,592 S	*	11/2020	Elmer	D20/10

* cited by examiner

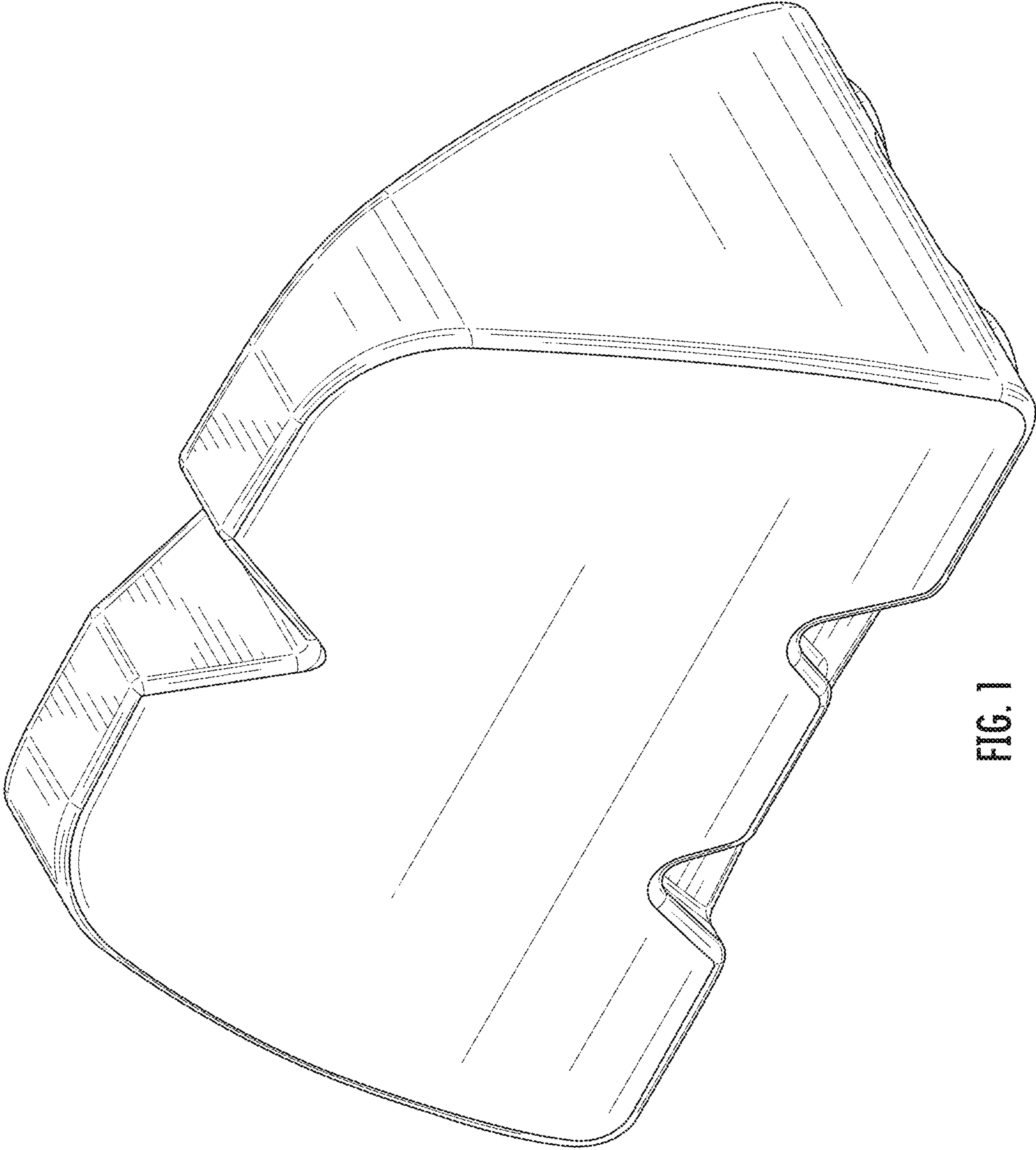


FIG. 1

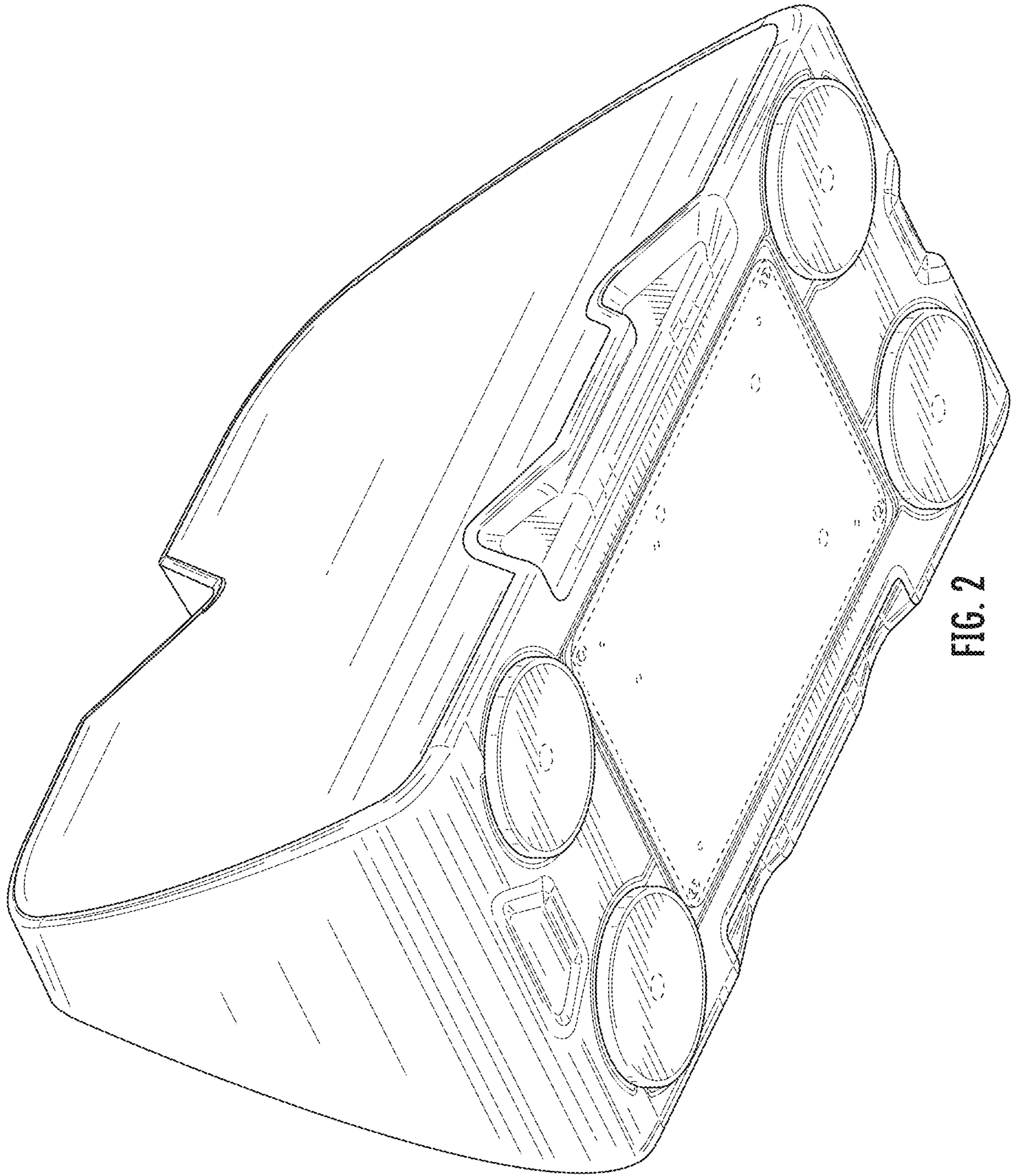


FIG. 2

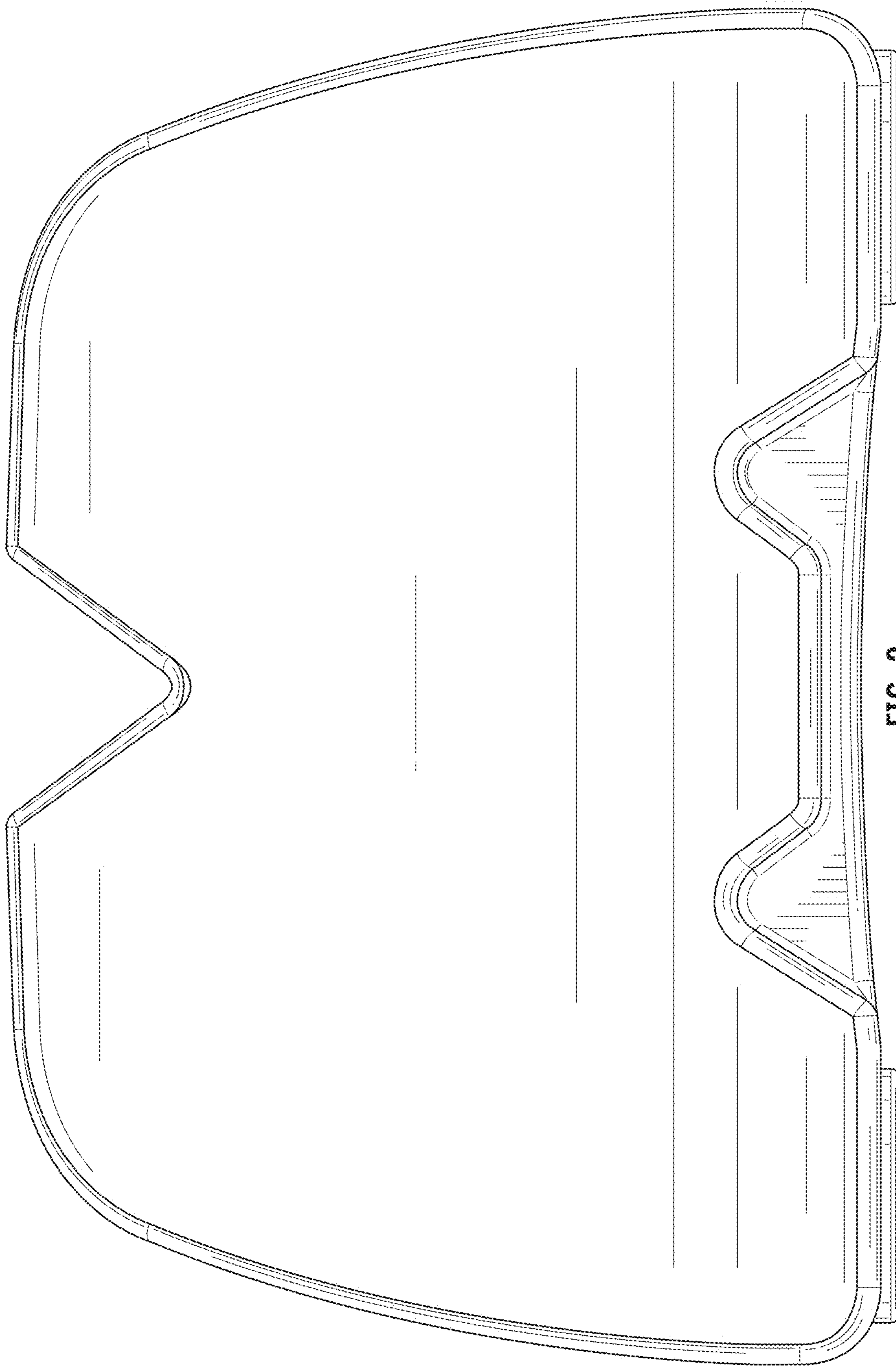


FIG. 3

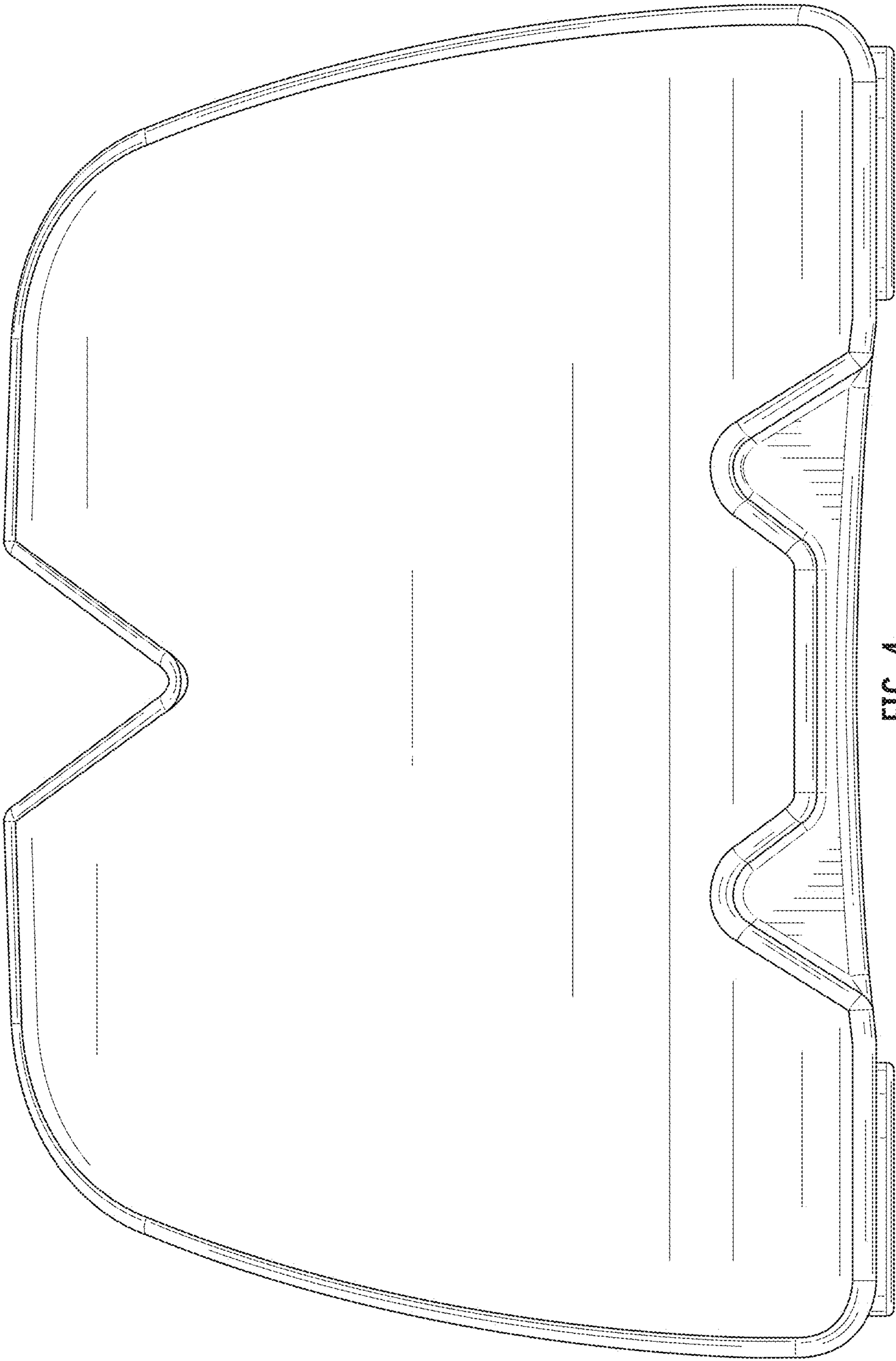


FIG. 4

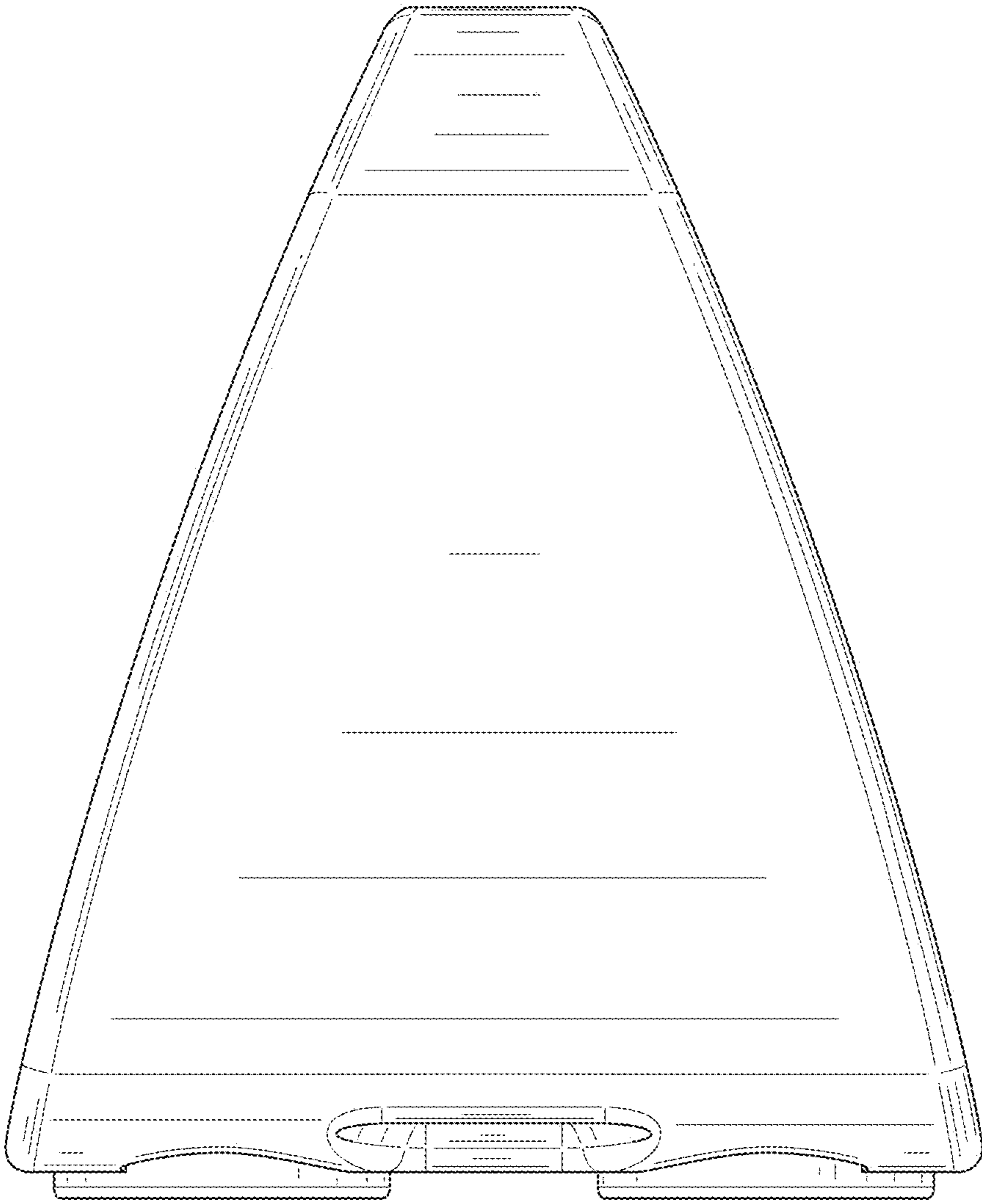


FIG. 5

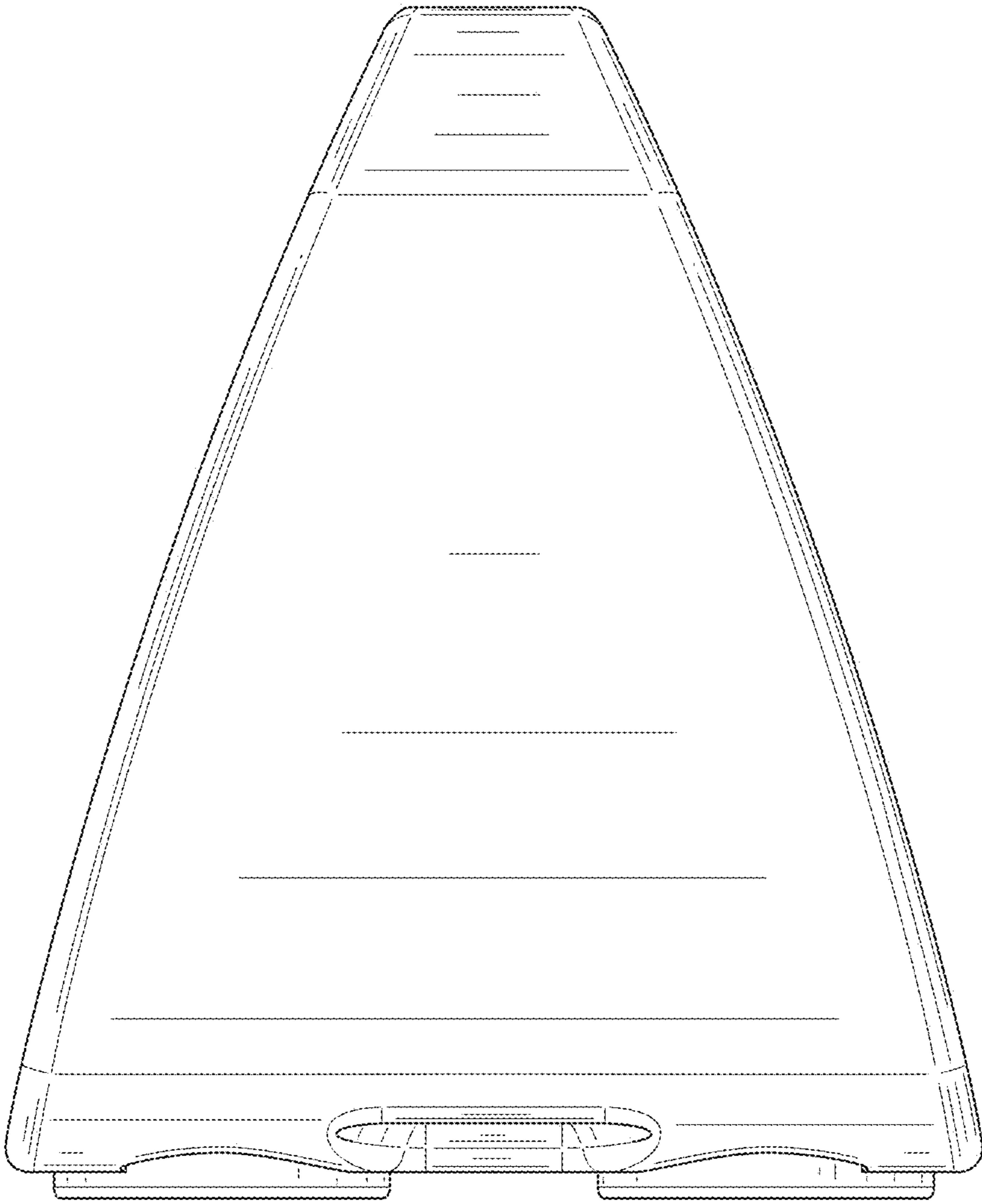


FIG. 6

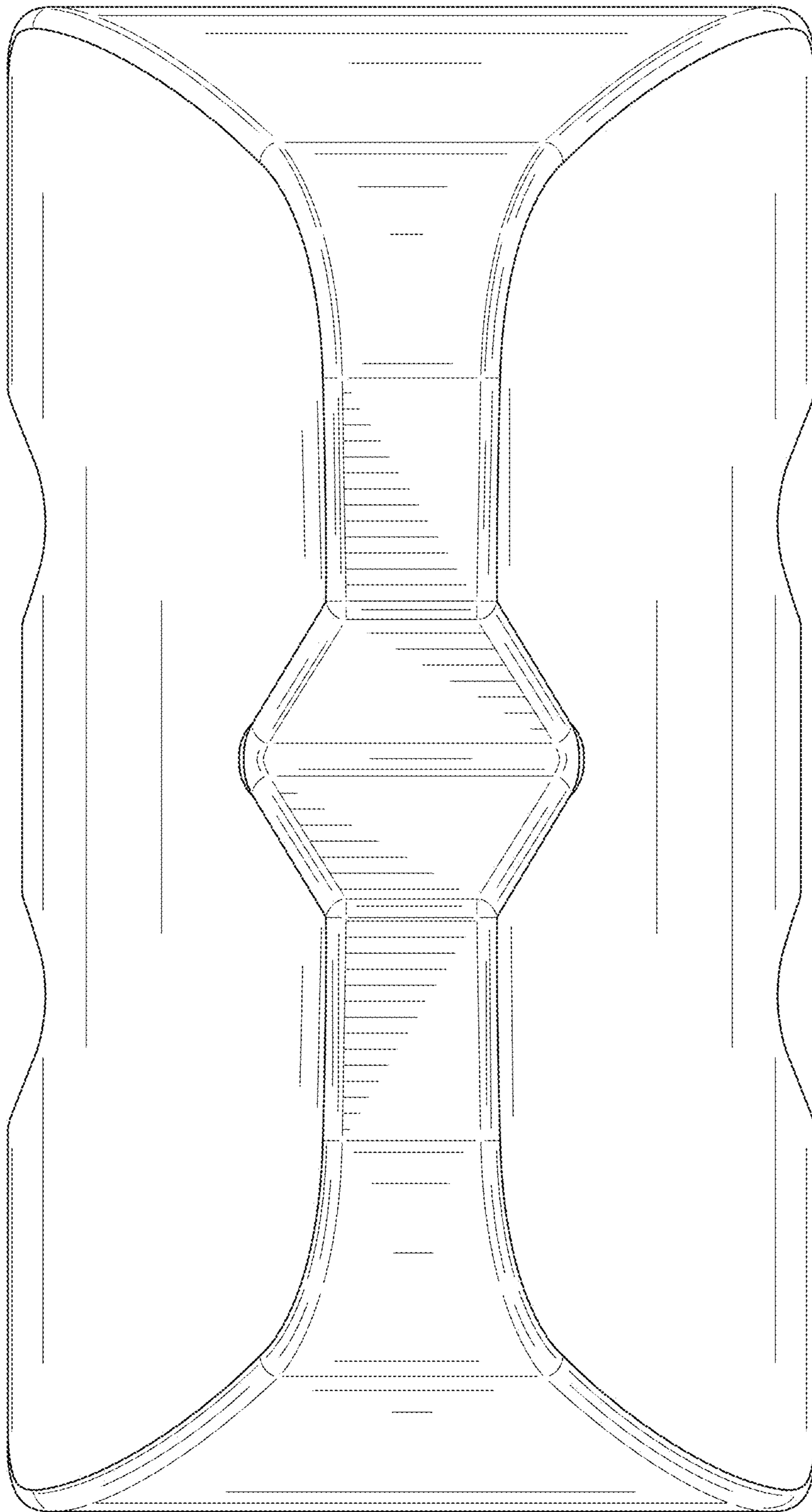


FIG. 7

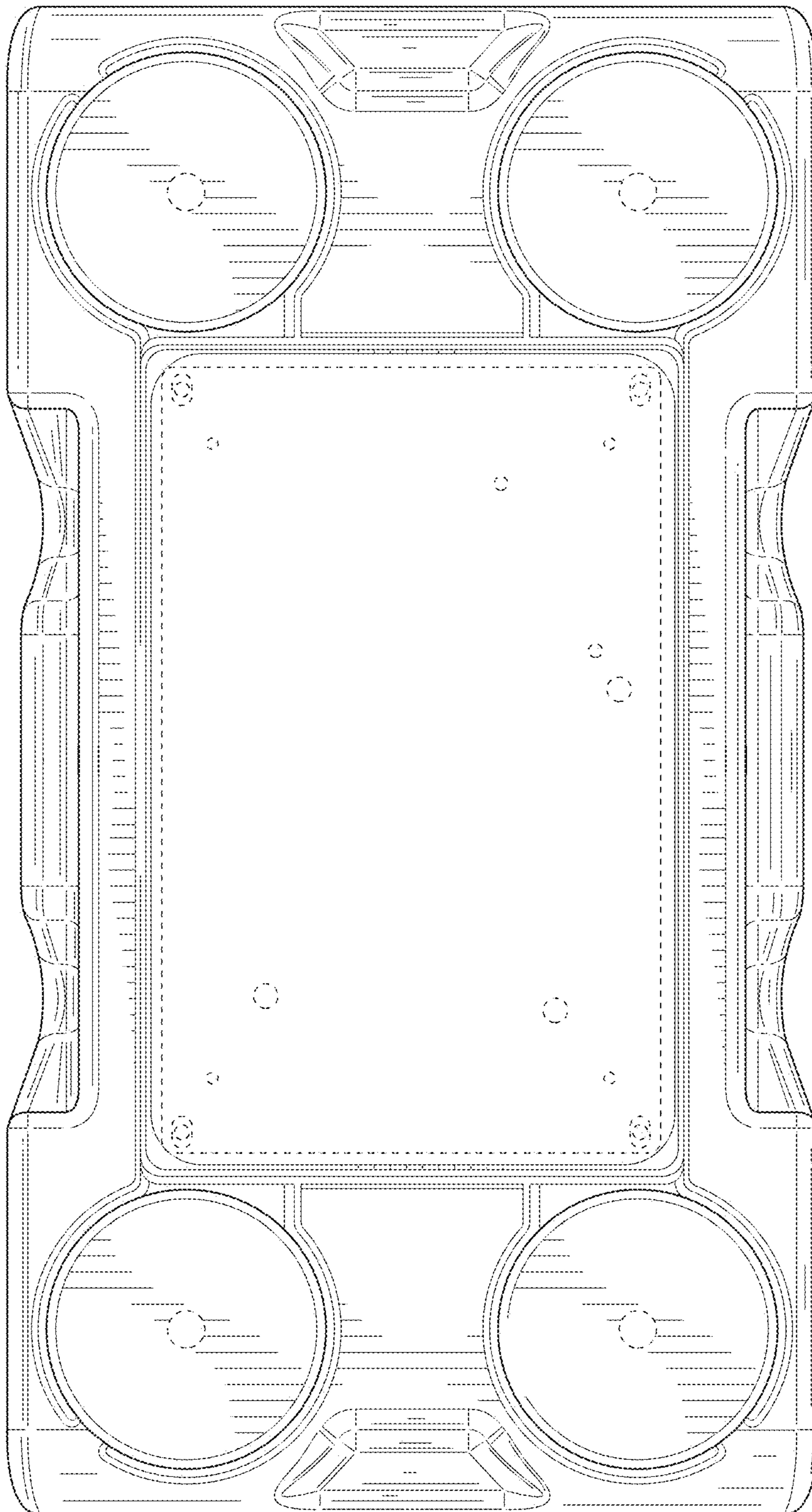


FIG. 8