



US00D924963S

(12) **United States Design Patent** (10) **Patent No.:** **US D924,963 S**
Jamin (45) **Date of Patent:** **** Jul. 13, 2021**

(54) SPECTACLES	D703,732 S * 4/2014 Markovitz D16/320
(71) Applicant: Christian Dior Couture , Paris (FR)	D721,125 S 1/2015 Anthony
(72) Inventor: Mathieu Jamin , Saint Maur les Fosses (FR)	D721,126 S 1/2015 Anthony
(**) Term: 15 Years	D745,595 S 12/2015 Szymanski
(21) Appl. No.: 29/711,166	D746,358 S * 12/2015 Markovitz D16/320
(22) Filed: Oct. 29, 2019	D750,695 S 3/2016 Bonaventura
	D798,373 S 9/2017 Jamin
	D825,645 S * 8/2018 Jamin D16/325
	D836,706 S 12/2018 Jamin
	D843,440 S 3/2019 Sanchez
	D852,264 S 6/2019 Jamin
	D861,062 S * 9/2019 Jamin D16/315
	D873,899 S * 1/2020 Jamin D16/300
	D884,063 S * 5/2020 Thixton D16/315

Related U.S. Application Data

(62) Division of application No. 35/505,475, filed on Jun. 21, 2018 (U.S. filing date under 35 U.S.C. 384), and having an international filing date of Jun. 21, 2018, now Pat. No. Des. 873,899.

(51) **LOC (13) Cl.** **16-06**
(52) **U.S. Cl.**
USPC **D16/300**

(58) **Field of Classification Search**
USPC D16/101, 300-342, 900
CPC G02C 2200/08; G02C 1/06; G02C 5/14;
G02C 11/02; G02C 11/04; G01C 5/16;
A61M 2021/0044; A63B 33/002
See application file for complete search history.

(56) **References Cited**

U.S. PATENT DOCUMENTS

2,075,020 A	3/1937	Carson	
D116,947 S	10/1939	Girouard	
D219,838 S *	2/1971	Tagnon	D16/320
D220,405 S *	4/1971	Tagnon	D16/315
D401,606 S	11/1998	Kasprzyk	
D453,024 S	1/2002	Bonnemere	
D466,544 S *	12/2002	Jamin	D16/314
D643,459 S	8/2011	Gonzalez	

OTHER PUBLICATIONS

U.S. Appl. No. 35/505,475, filed Jun. 21, 2018 (pending).
U.S. Appl. No. 29/711,163, filed Oct. 29, 2019, Inventor Mathieu Jamin.

* cited by examiner

Primary Examiner — Holly E Thurman
(74) *Attorney, Agent, or Firm* — Brinks Gilson & Lione;
John C. Freeman

(57) **CLAIM**

The ornamental design for spectacles, as shown and described.

DESCRIPTION

FIG. 1 is a front view of spectacles showing my new design;
FIG. 2 is a rear view thereof;
FIG. 3 is a bottom view thereof;
FIG. 4 is a top view thereof;
FIG. 5 is a left side view thereof;
FIG. 6 is a right side view thereof; and,
FIG. 7 is a perspective view thereof.

1 Claim, 7 Drawing Sheets

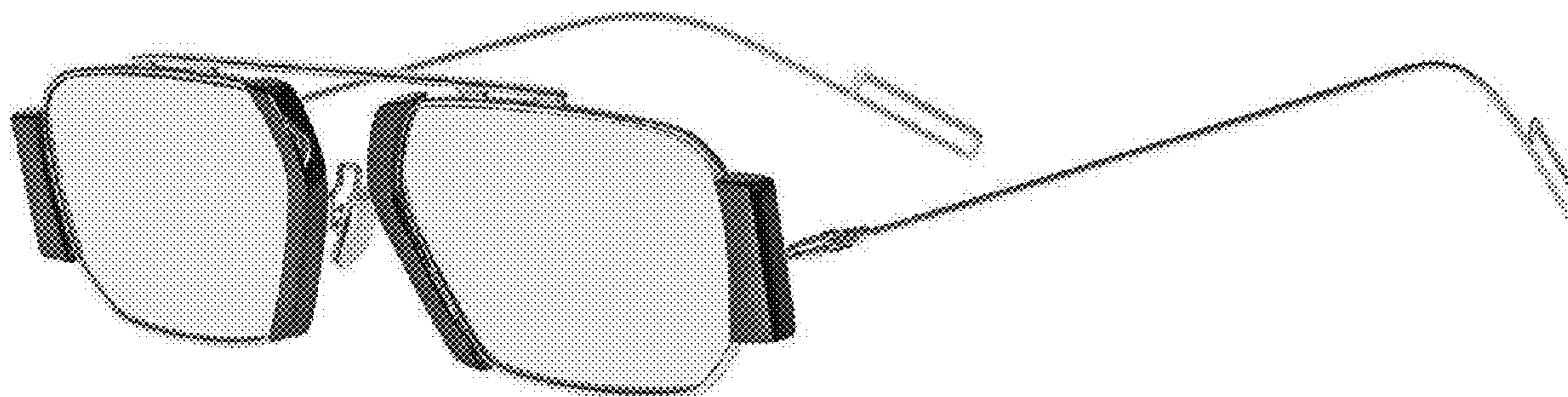


FIG. 1

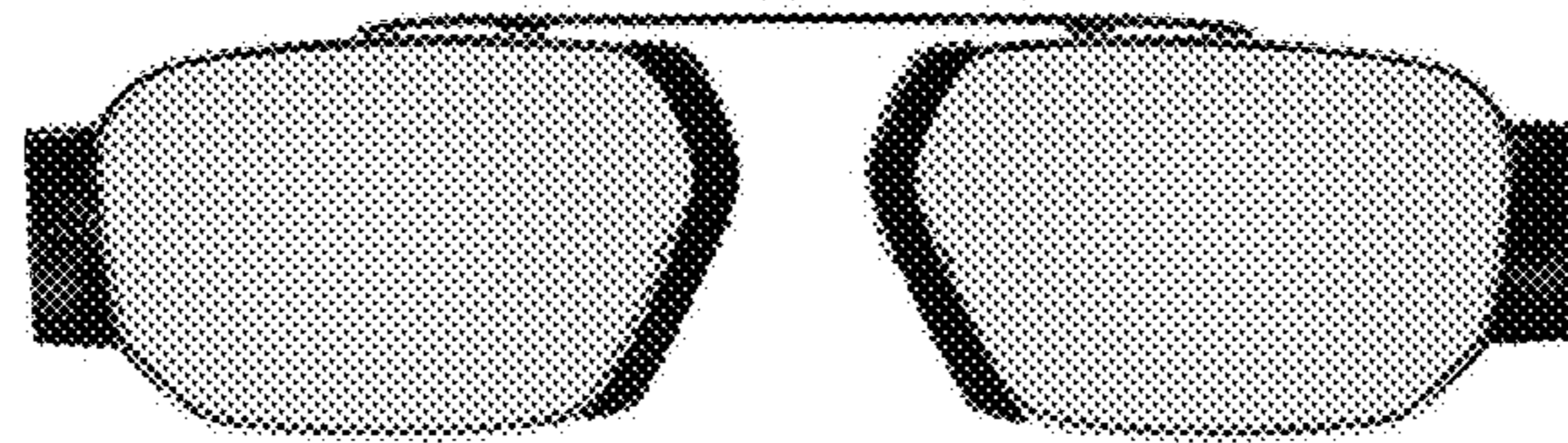


FIG. 2

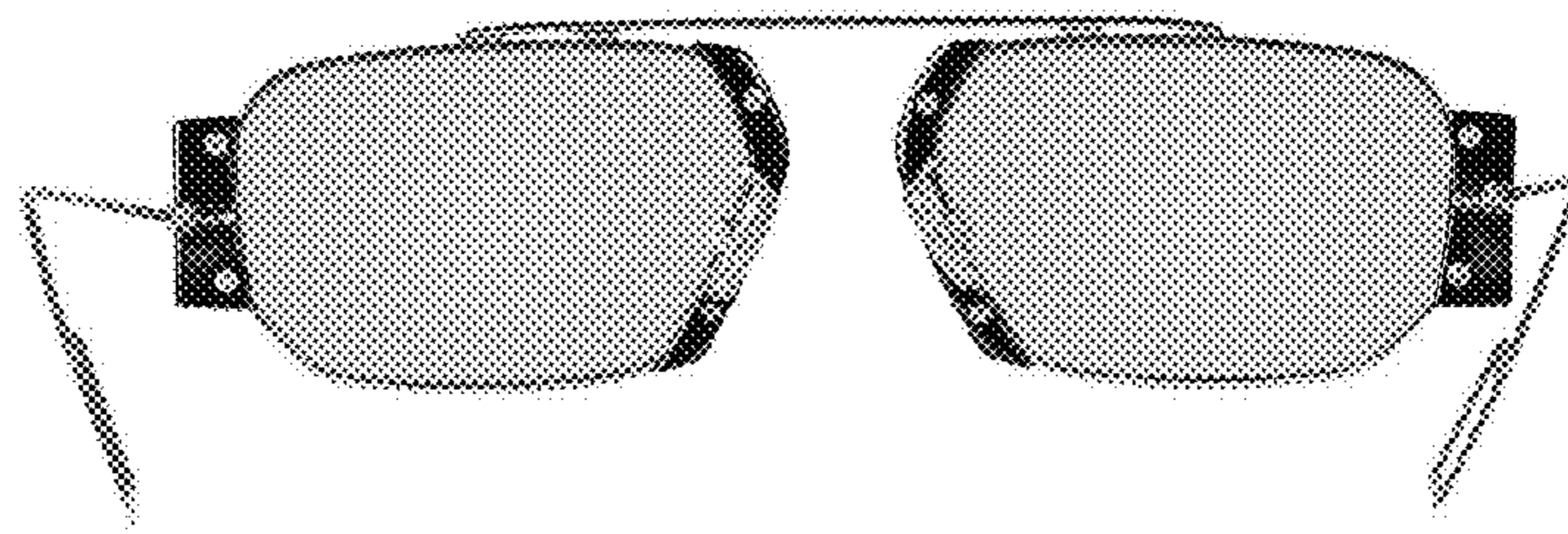


FIG. 3

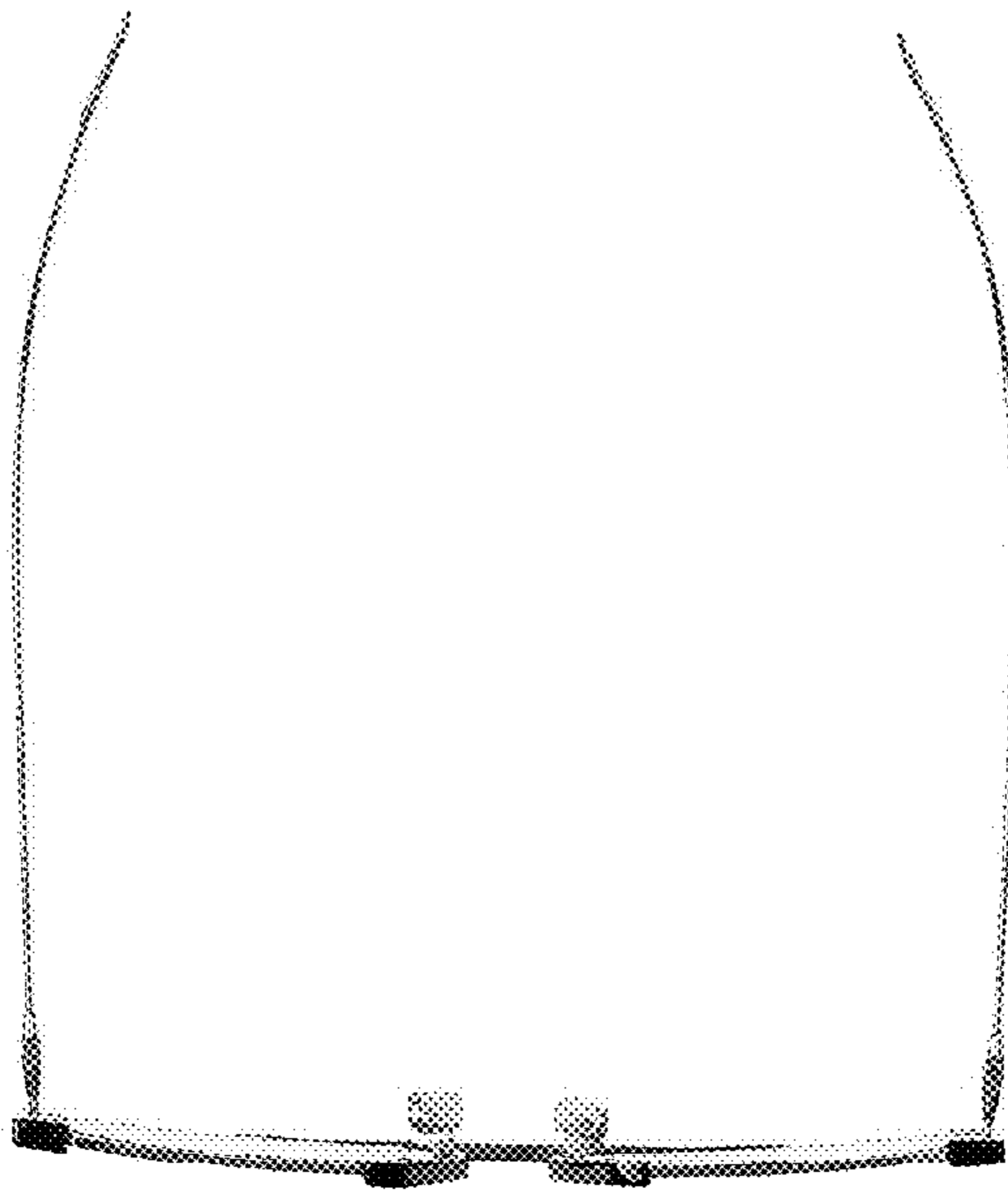


FIG. 4

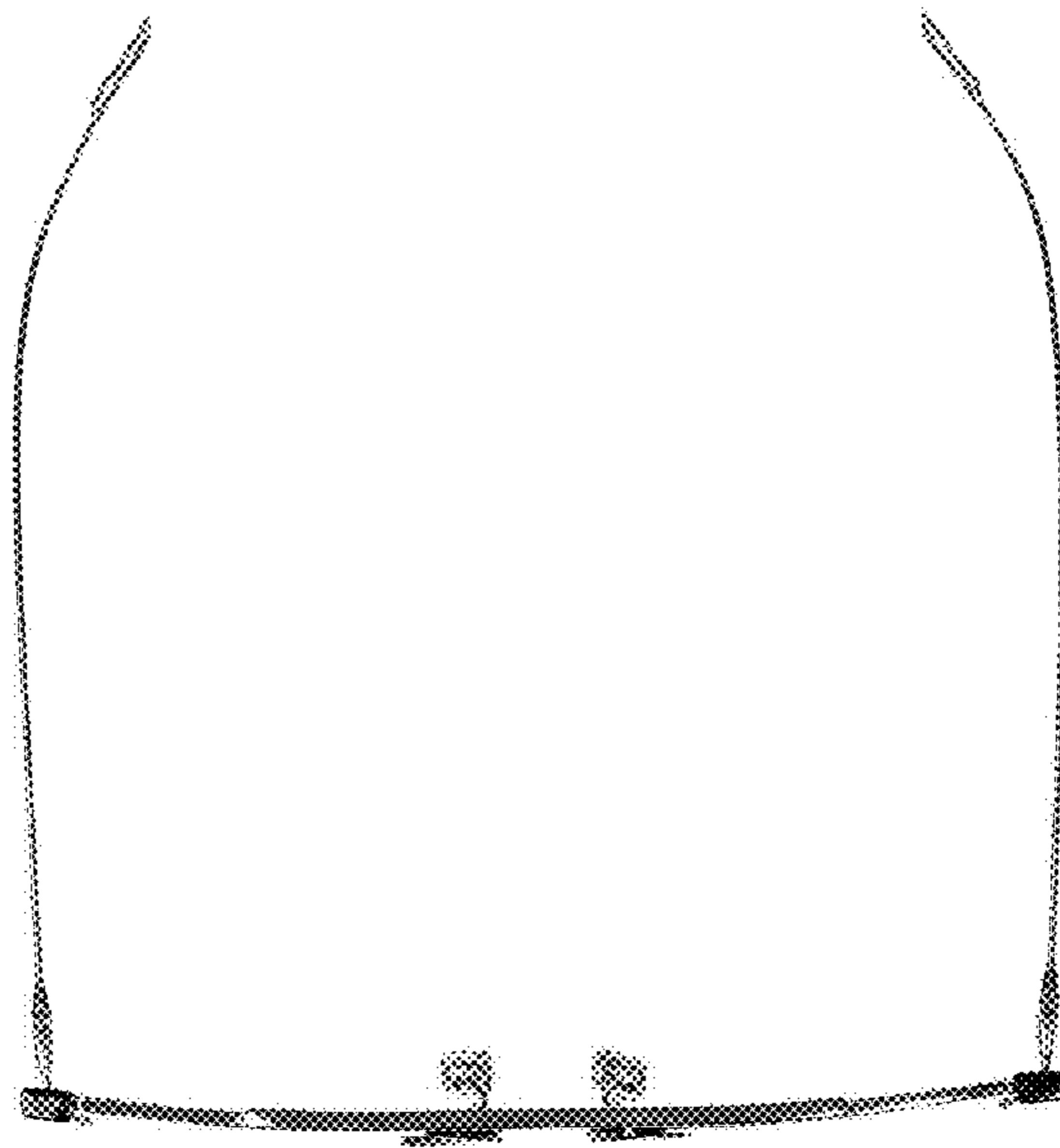


FIG. 5

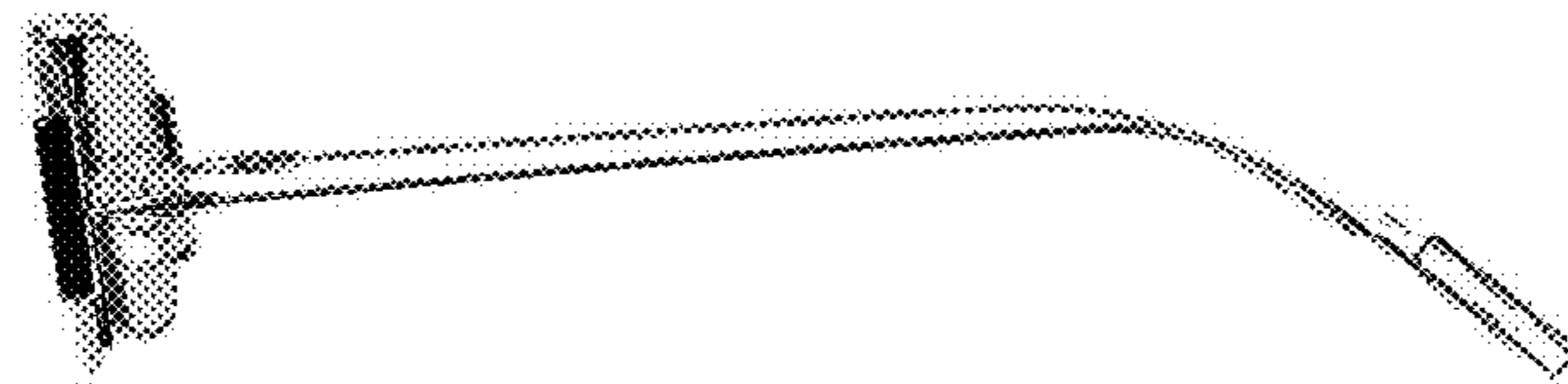


FIG. 6

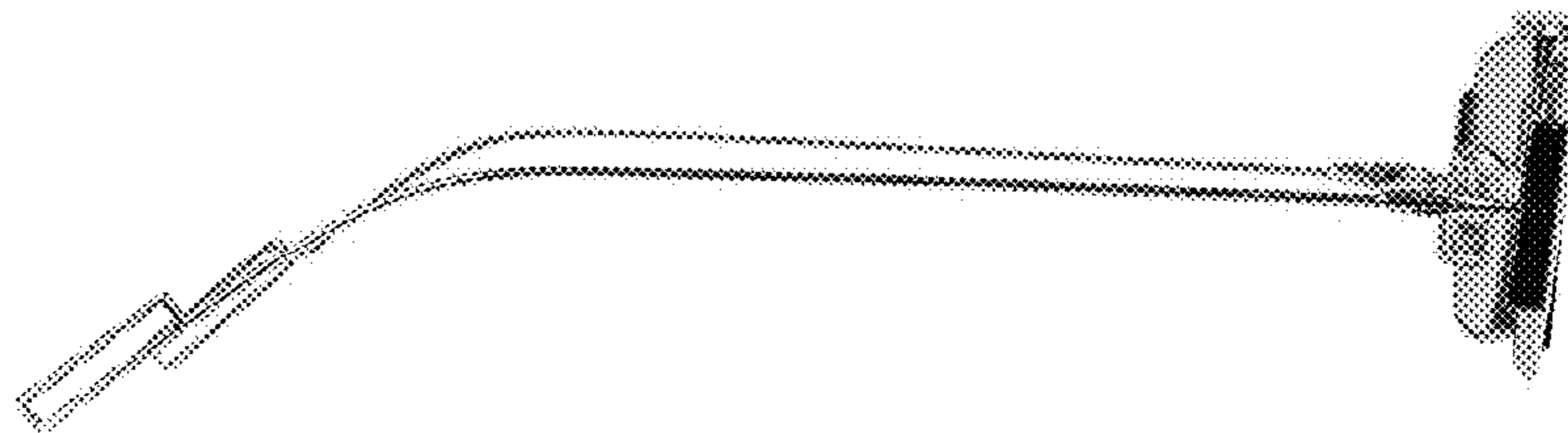


FIG. 7

