



US00D924962S

(12) **United States Design Patent** (10) **Patent No.:** **US D924,962 S**
Jamin (45) **Date of Patent:** **** Jul. 13, 2021**

(54) **SPECTACLES**
(71) Applicant: **Christian Dior Couture**, Paris (FR)
(72) Inventor: **Mathieu Jamin**, Saint Maur les Fosses (FR)
(**) Term: **15 Years**
(21) Appl. No.: **29/711,163**
(22) Filed: **Oct. 29, 2019**

D721,125 S 1/2015 Anthony
D721,126 S 1/2015 Anthony
D745,595 S 12/2015 Szymanski
D750,695 S 3/2016 Bonaventura
D798,373 S 9/2017 Jamin
D826,313 S * 8/2018 Jamin D16/326
D832,911 S * 11/2018 Jamin D16/328
D832,912 S * 11/2018 Jamin D16/328
D836,704 S * 12/2018 Jamin D16/317
D836,706 S 12/2018 Jamin
D843,440 S 3/2019 Sanchez
D852,264 S 6/2019 Jamin
D873,902 S * 1/2020 Jamin D16/326

Related U.S. Application Data

(62) Division of application No. 35/505,475, filed on Jun. 21, 2018 (U.S. filing date under 35 U.S.C. 384), and having an international filing date of Jun. 21, 2018, now Pat. No. Des. 873,899.
(51) **LOC (13) Cl.** **16-06**
(52) **U.S. Cl.**
USPC **D16/300**
(58) **Field of Classification Search**
USPC D16/101, 300-342, 900
CPC G02C 2200/08; G02C 1/06; G02C 5/14;
G02C 11/02; G02C 11/04; G01C 5/16;
A61M 2021/0044; A63B 33/002
See application file for complete search history.

References Cited

U.S. PATENT DOCUMENTS

2,075,020 A 3/1937 Carson
D116,947 S 10/1939 Girouard
D384,967 S * 10/1997 Conway D16/320
D401,606 S 11/1998 Kasprzyk
D453,024 S 1/2002 Bonnemere
D643,459 S 8/2011 Gonzalez

OTHER PUBLICATIONS

U.S. Appl. No. 35/505,475, filed Jun. 21, 2018 (pending).
U.S. Appl. No. TBD, filed Oct. 29, 2019, Inventor Mathieu Jamin.

* cited by examiner

Primary Examiner — Holly E Thurman
(74) *Attorney, Agent, or Firm* — Brinks Gilson & Lione;
John C. Freeman

CLAIM

(57) The ornamental design for spectacles, as shown and described.

DESCRIPTION

FIG. 1 is a front view of spectacles showing my new design;
FIG. 2 is a rear view thereof;
FIG. 3 is a top view thereof;
FIG. 4 is a bottom view thereof;
FIG. 5 is a left side view thereof;
FIG. 6 is a right side view thereof; and,
FIG. 7 is a perspective view thereof.

1 Claim, 7 Drawing Sheets




FIG. 1




FIG. 2




FIG. 3



FIG. 4

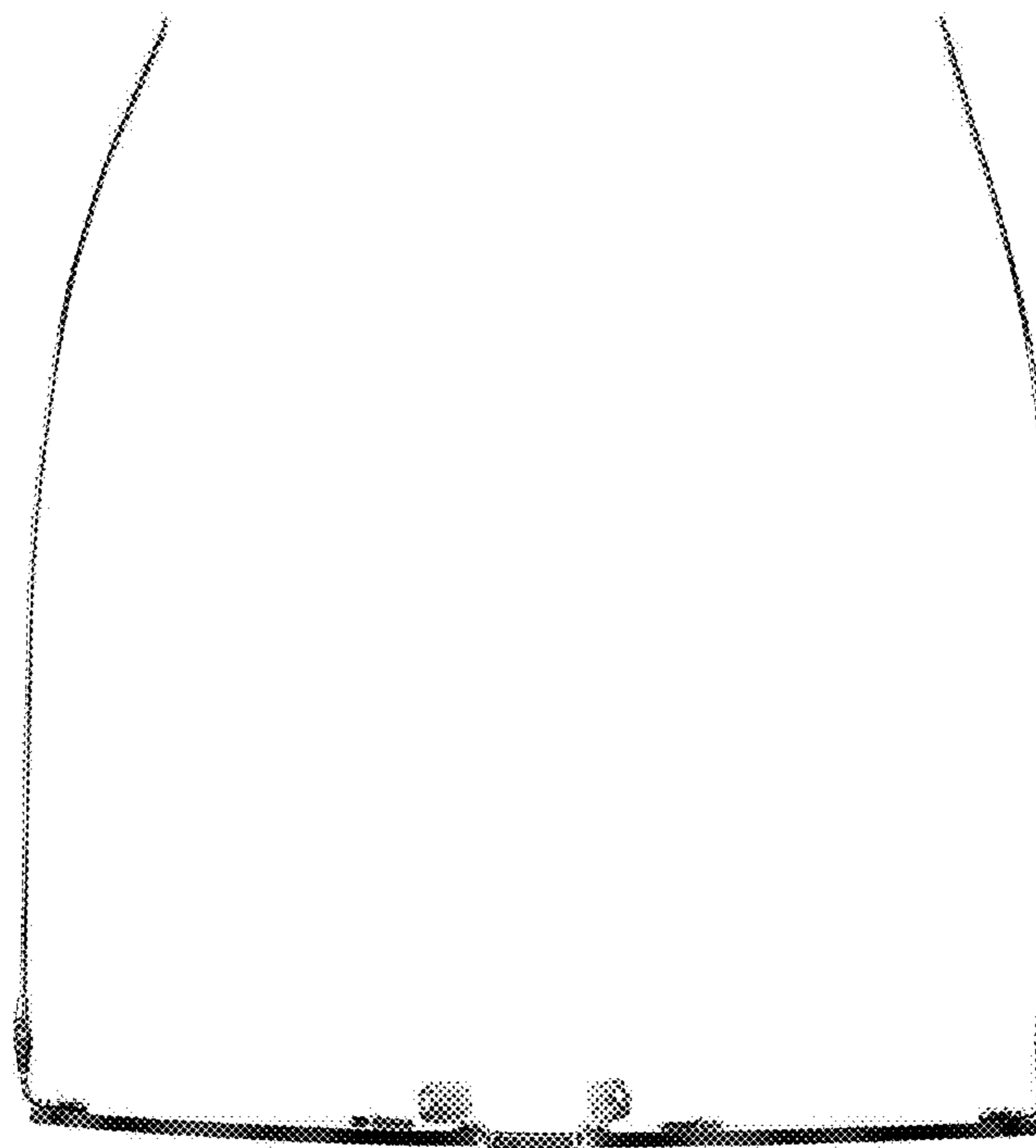


FIG. 5




FIG. 6

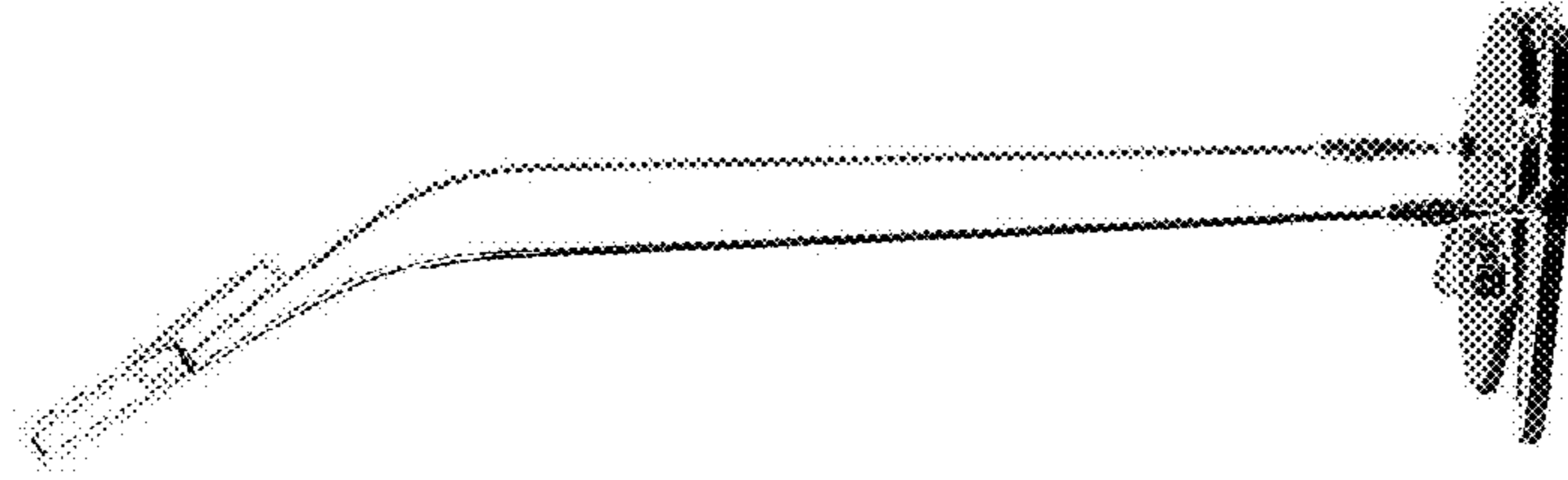


FIG. 7

