



US00D924949S

(12) **United States Design Patent**
Mortensen

(10) **Patent No.:** **US D924,949 S**
(45) **Date of Patent:** **** Jul. 13, 2021**

(54) **CUTTING TOOL**

(71) Applicant: **US SYNTHETIC CORPORATION,**
Orem, UT (US)

(72) Inventor: **Daniel Call Mortensen,** Eagle
Mountain, UT (US)

(73) Assignee: **US SYNTHETIC CORPORATION,**
Orem, UT (US)

(**) Term: **15 Years**

(21) Appl. No.: **29/676,553**

(22) Filed: **Jan. 11, 2019**

(51) **LOC (13) Cl.** **15-09**

(52) **U.S. Cl.**
USPC **D15/139; D15/138**

(58) **Field of Classification Search**
USPC D15/77, 133, 138, 139; D8/66; 144/176,
144/218, 231, 235, 241, 294; 83/840;
241/194, 294
CPC A01G 23/067; B02C 4/305; B02C 7/12;
B02C 18/18; B02C 13/28; B02C 13/2804;
B27G 13/00; B27G 13/10; B27L 11/00;
(Continued)

(56) **References Cited**

U.S. PATENT DOCUMENTS

4,333,540 A 6/1982 Daniels et al.
4,440,246 A 4/1984 Juergens
4,570,726 A 2/1986 Hall
(Continued)

FOREIGN PATENT DOCUMENTS

EP 0542237 A1 5/1993
EP 0841463 A2 5/1998
(Continued)

OTHER PUBLICATIONS

U.S. Appl. No. 14/515,768, filed Oct. 16, 2014.
U.S. Appl. No. 29/626,328, filed Nov. 16, 2017.
U.S. Appl. No. 62/456,785, filed Feb. 9, 2017.

Primary Examiner — Sheryl Lane

Assistant Examiner — Mark T. Philipps

(74) *Attorney, Agent, or Firm* — Dorsey & Whitney LLP

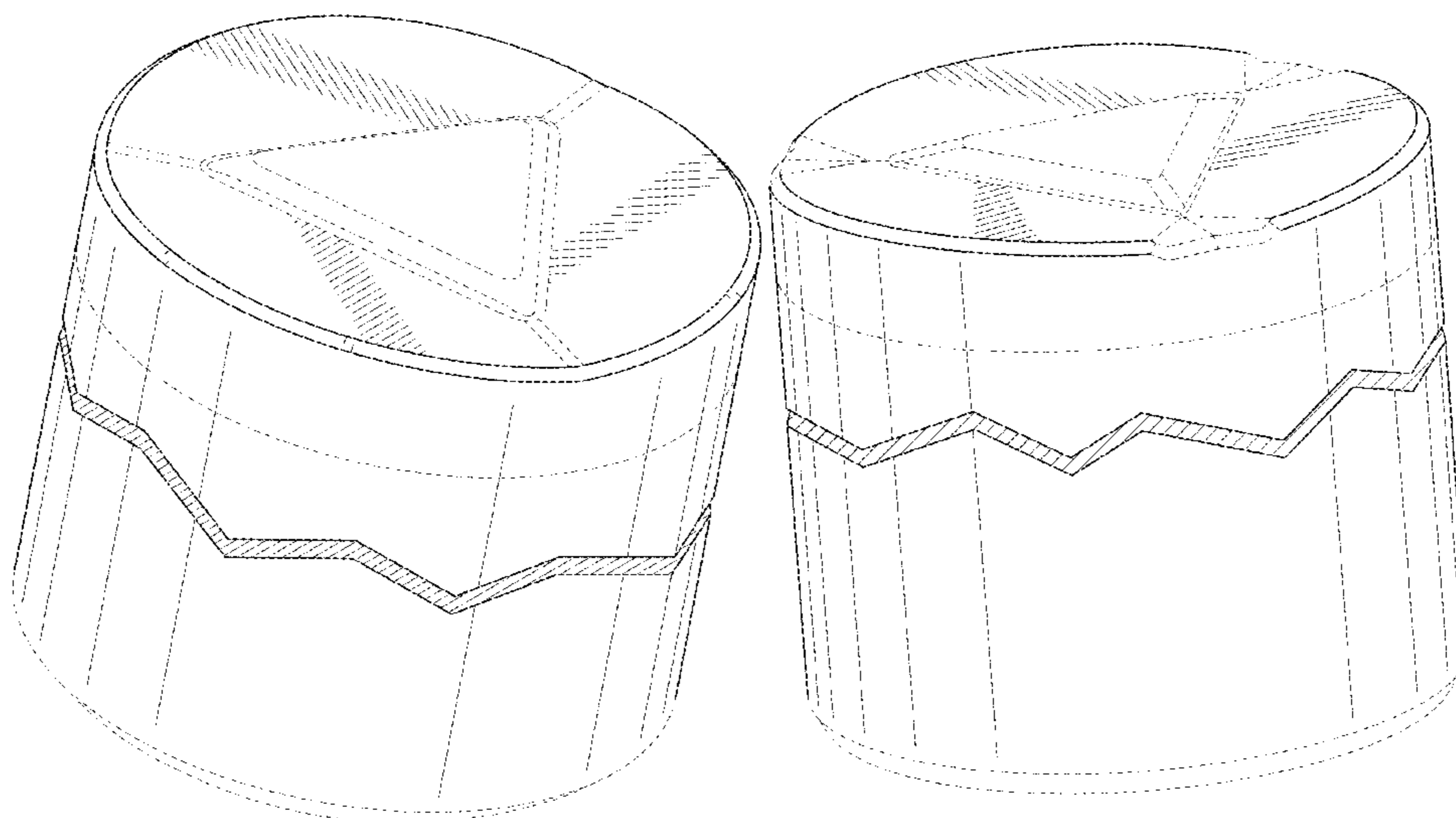
(57) **CLAIM**

The ornamental design for a cutting tool, as shown and described.

DESCRIPTION

FIG. 1 is a front, right perspective view of a cutting tool, according to a first embodiment of a new design;
FIG. 2 is a top plan view thereof;
FIG. 3 is a front elevational view thereof;
FIG. 4 is a back elevational view thereof;
FIG. 5 is a right elevational view thereof;
FIG. 6 is a left elevational view thereof;
FIG. 7 is cross-sectional view of the cutting tool shown in FIG. 1 taken along line 7-7 in FIG. 2;
FIG. 8 is a front, right perspective view of a cutting tool, according to a second embodiment of the new design;
FIG. 9 is a top plan view thereof;
FIG. 10 is a front elevational view thereof;
FIG. 11 is a back elevational view thereof;
FIG. 12 is a right elevational view thereof;
FIG. 13 is a left elevational view thereof; and,
FIG. 14 is a cross-sectional view of the cutting tool shown in FIG. 8 taken along line 14-14 in FIG. 9.
The broken lines illustrate portions of the cutting tool that form no part of the claimed design.
The cutting tool is shown with a symbolic break in its height. The appearance of any portion of the cutting tool between the break lines forms no part of the claimed design.
The underside of the cutting tool (i.e., the side of the cutting tools opposite the side shown in FIGS. 2 and 9) does not form part of the claim design.

1 Claim, 14 Drawing Sheets



(58) **Field of Classification Search**
 CPC E21B 10/08; E21B 10/43; E21B 10/62;
 E21B 10/602; E21B 10/55
 See application file for complete search history.

(56) **References Cited**

U.S. PATENT DOCUMENTS

4,593,777 A 6/1986 Barr
 4,858,707 A 8/1989 Jones et al.
 4,872,520 A 10/1989 Nelson
 4,984,642 A 1/1991 Renard et al.
 5,054,246 A 10/1991 Phaal et al.
 D324,056 S * 2/1992 Frazee D15/139
 D324,226 S * 2/1992 Frazee D15/139
 5,115,873 A 5/1992 Pastusek
 5,172,778 A 12/1992 Tibbitts et al.
 5,253,939 A 10/1993 Hall
 5,332,051 A 7/1994 Knowlton
 5,379,854 A 1/1995 Dennis
 5,649,604 A 7/1997 Fuller et al.
 5,655,612 A 8/1997 Grimes et al.
 5,752,573 A 5/1998 Scott et al.
 5,829,541 A 11/1998 Flood et al.
 D404,044 S * 1/1999 Arfele D15/139
 D405,811 S * 2/1999 Arfele D15/139
 5,871,060 A 2/1999 Jensen et al.
 5,915,486 A 6/1999 Portwood et al.
 5,944,129 A 8/1999 Jensen
 6,003,623 A 12/1999 Miess
 6,045,440 A 4/2000 Johnson et al.
 6,053,263 A 4/2000 Meiners
 6,065,554 A 5/2000 Taylor et al.
 6,196,340 B1 3/2001 Jensen et al.
 6,199,645 B1 3/2001 Anderson et al.
 6,202,770 B1 3/2001 Tibbitts
 6,227,318 B1 5/2001 Siracki
 6,241,035 B1 6/2001 Portwood
 6,447,560 B2 9/2002 Jensen et al.
 6,550,556 B2 4/2003 Middlemiss et al.
 D485,852 S * 1/2004 Arvidsson D15/139
 6,672,406 B2 1/2004 Beuershausen
 6,904,983 B2 6/2005 Thigpen et al.
 6,904,984 B1 6/2005 Estes et al.
 6,929,079 B2 8/2005 Mcdonough et al.
 7,086,488 B2 8/2006 Richman
 7,086,489 B2 8/2006 Mcdonough
 7,152,703 B2 12/2006 Meiners et al.
 D554,162 S * 10/2007 Hall D15/139
 7,475,744 B2 1/2009 Pope
 D587,732 S * 3/2009 Morozov D15/139
 D588,175 S * 3/2009 Morton D15/139
 7,681,669 B2 3/2010 Cannon et al.
 7,726,420 B2 6/2010 Shen et al.
 7,743,855 B2 6/2010 Moss
 D620,510 S * 7/2010 Hall D15/131
 7,757,785 B2 7/2010 Zhang et al.
 8,037,951 B2 10/2011 Shen et al.
 8,087,478 B2 1/2012 Patel
 8,113,303 B2 2/2012 Zhang et al.
 8,191,656 B2 6/2012 Dourfaye et al.
 D682,325 S * 5/2013 Monyak D15/139

D682,326 S * 5/2013 Monyak D15/139
 8,561,727 B1 10/2013 Pope et al.
 8,783,387 B2 7/2014 Durairajan et al.
 D712,941 S 9/2014 Mo
 8,833,492 B2 9/2014 Durairajan et al.
 8,851,206 B2 10/2014 Patel
 8,960,337 B2 2/2015 Hall et al.
 9,062,505 B2 6/2015 Crockett et al.
 D736,281 S * 8/2015 Phillips D15/138
 9,103,174 B2 8/2015 Digiovanni
 9,316,057 B2 4/2016 Chen et al.
 9,404,310 B1 8/2016 Sani et al.
 9,428,966 B2 8/2016 Patel et al.
 9,482,057 B2 11/2016 Digiovanni et al.
 D775,676 S * 1/2017 Matti D15/139
 9,598,909 B2 3/2017 Patel
 9,915,102 B2 3/2018 Hall et al.
 9,945,186 B2 * 4/2018 Mukhopadhyay
 B24D 18/0009
 10,017,998 B2 7/2018 Bilen et al.
 10,029,391 B2 7/2018 Hall et al.
 10,036,208 B2 7/2018 Adia et al.
 10,036,209 B2 7/2018 Alsup et al.
 10,047,568 B2 * 8/2018 Mukhopadhyay
 B24D 18/0009
 10,071,354 B2 9/2018 Jonker et al.
 10,071,355 B2 9/2018 Olofsson et al.
 10,125,552 B2 11/2018 Zhao et al.
 D835,163 S * 12/2018 Mortensen D15/126
 D854,592 S * 7/2019 Matsuda D15/139
 D872,142 S * 1/2020 Lyon D15/139
 D875,147 S * 2/2020 Xu D15/139
 D878,436 S * 3/2020 Dunaway D15/139
 D882,653 S * 4/2020 Abe D15/139
 10,697,248 B2 * 6/2020 Russell E21B 10/43
 10,724,304 B2 * 7/2020 Bomidi E21B 10/602
 10,731,421 B2 * 8/2020 Casad E21B 10/602
 10,738,538 B2 * 8/2020 Azar E21B 10/62
 10,753,155 B2 * 8/2020 Maurstad E21B 10/43
 10,760,346 B2 * 9/2020 Schroder E21B 10/55
 10,774,595 B2 * 9/2020 Russell E21B 10/08
 2007/0235230 A1 10/2007 Cuillier et al.
 2014/0318873 A1 * 10/2014 Patel E21B 10/5735
 175/432
 2015/0041225 A1 2/2015 Jonker et al.
 2015/0047912 A1 2/2015 Pettiet
 2015/0259988 A1 9/2015 Chen et al.
 2015/0285005 A1 10/2015 Shamburger
 2017/0043452 A1 2/2017 Daniels et al.
 2017/0191316 A1 7/2017 Stockey et al.
 2017/0234078 A1 8/2017 Patel et al.
 2018/0087325 A1 3/2018 Bilen
 2018/0291689 A1 10/2018 Palmer et al.
 2018/0320450 A1 11/2018 Borge

FOREIGN PATENT DOCUMENTS

EP 1052367 B1 4/2005
 GB 2300437 A 11/1996
 WO 2017087920 A1 5/2017
 WO 2017095715 A1 6/2017
 WO 2017105804 A1 6/2017

* cited by examiner

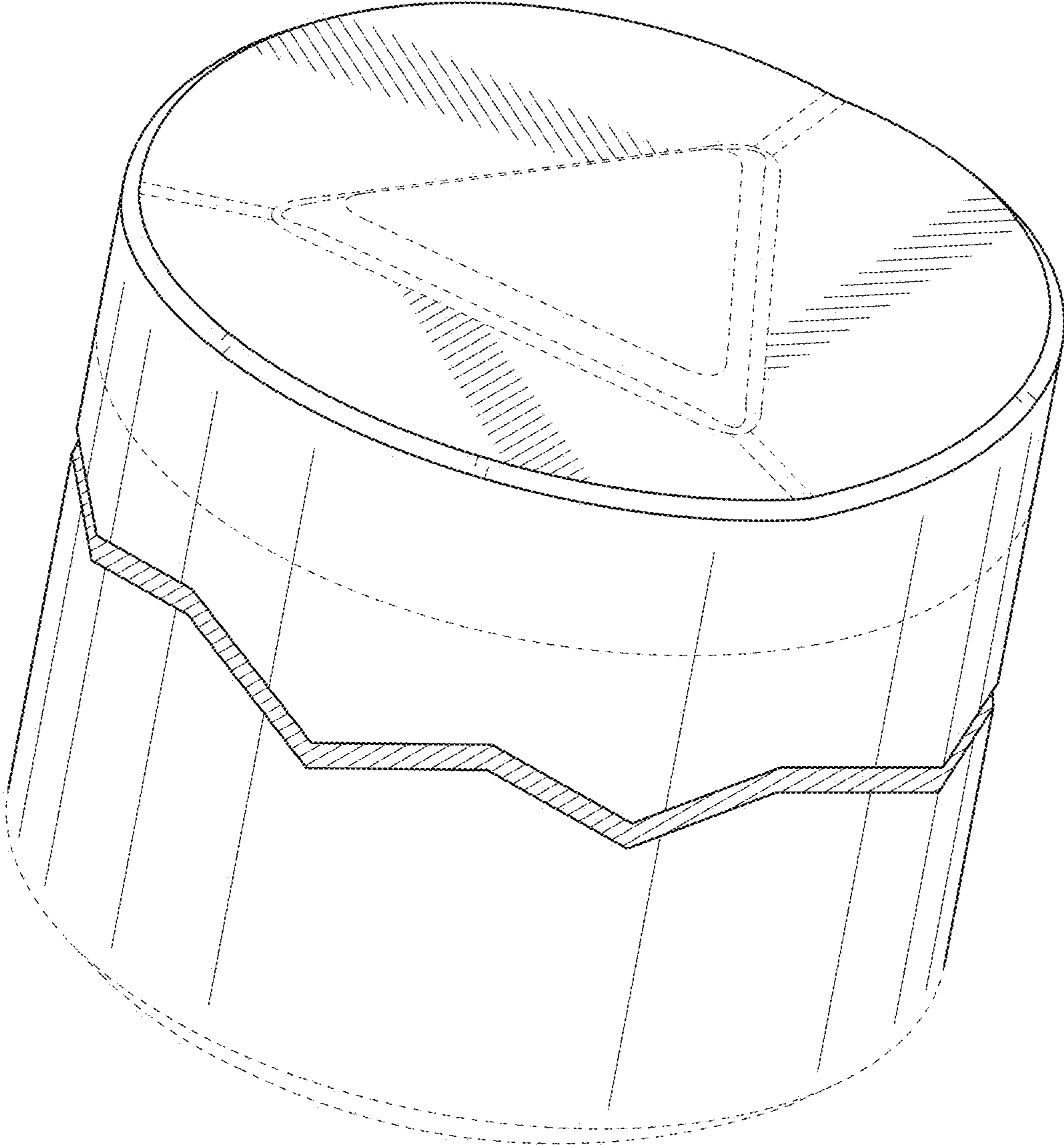


FIG. 1

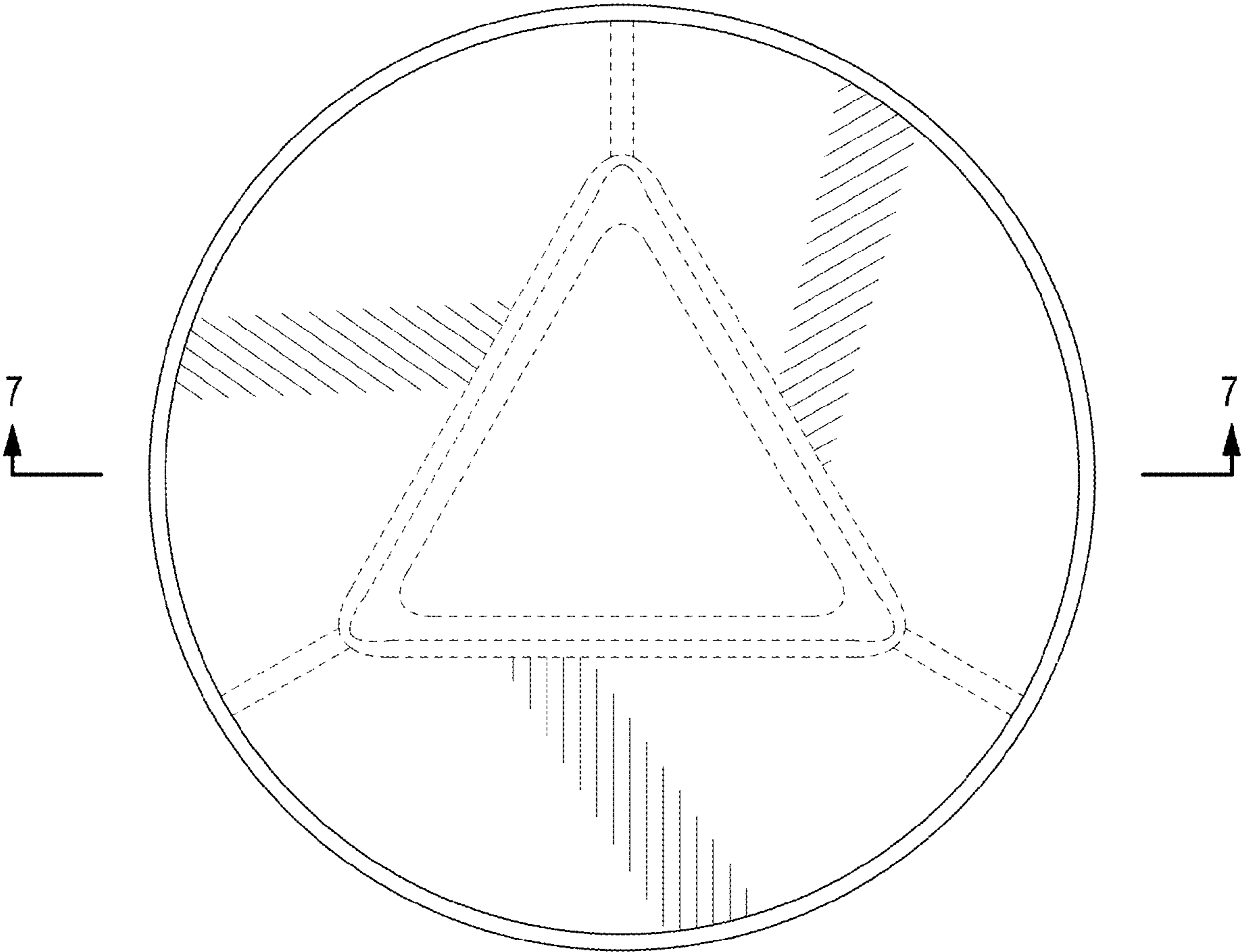


FIG. 2

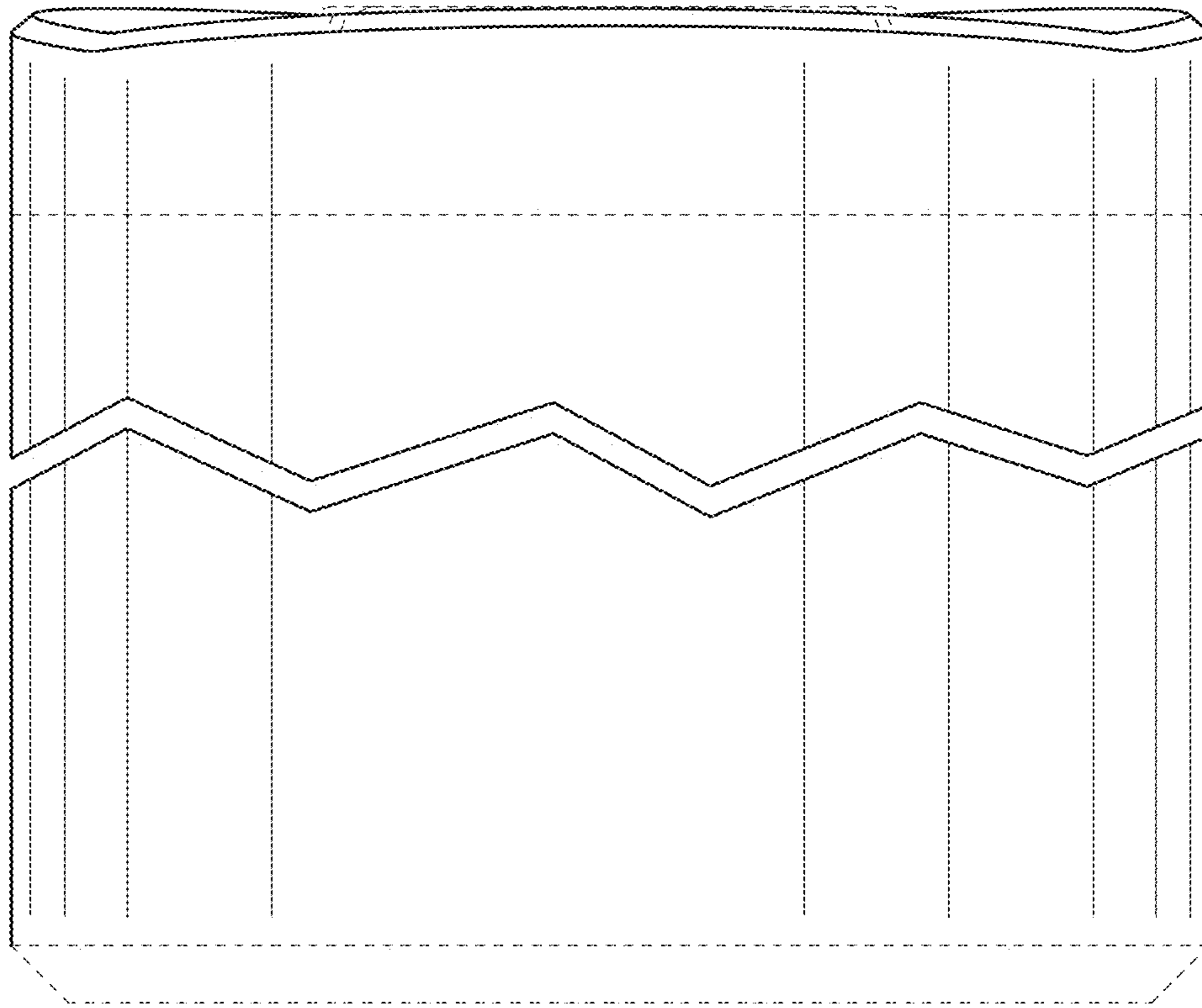


FIG. 3

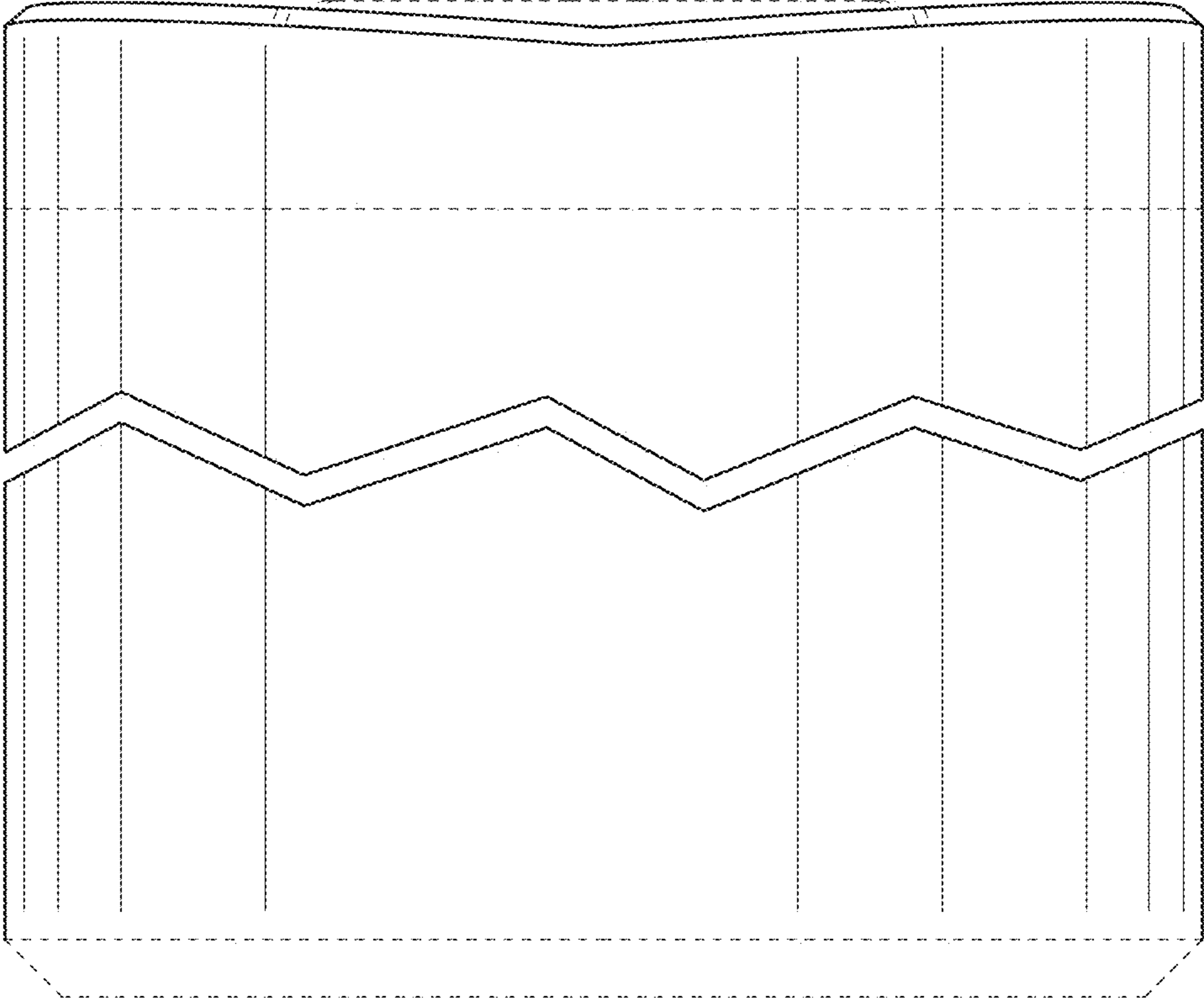


FIG. 4

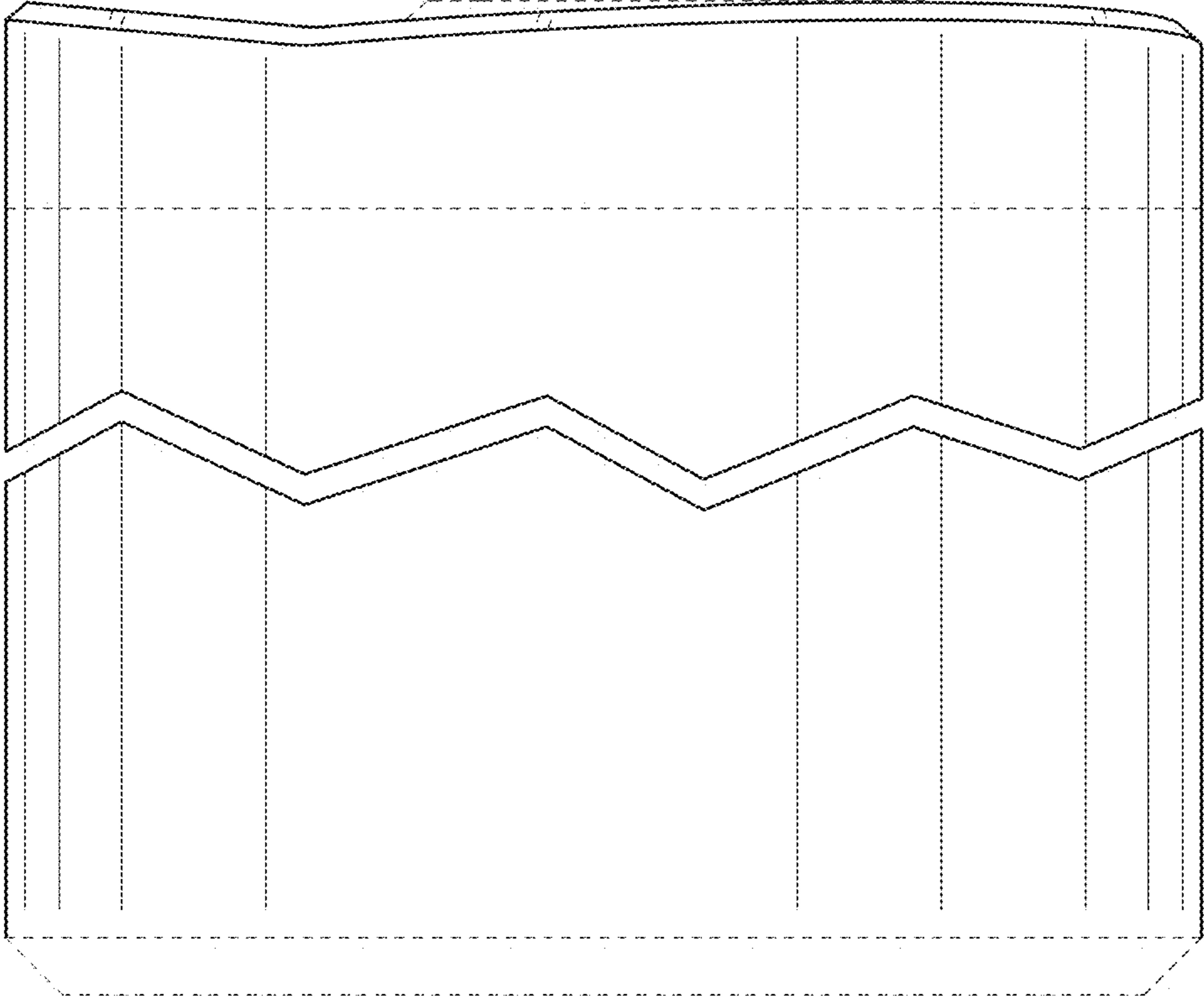


FIG. 5

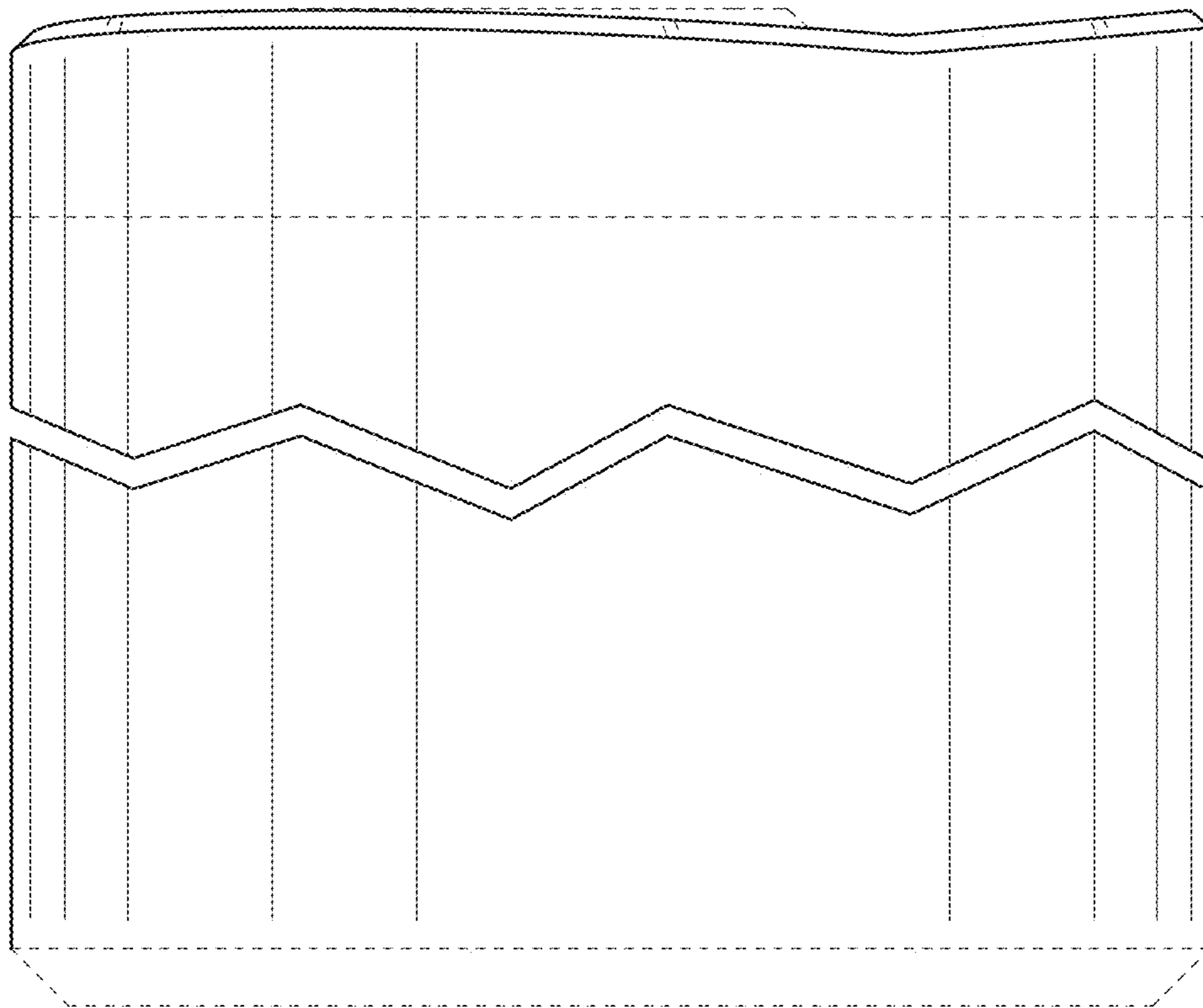


FIG. 6

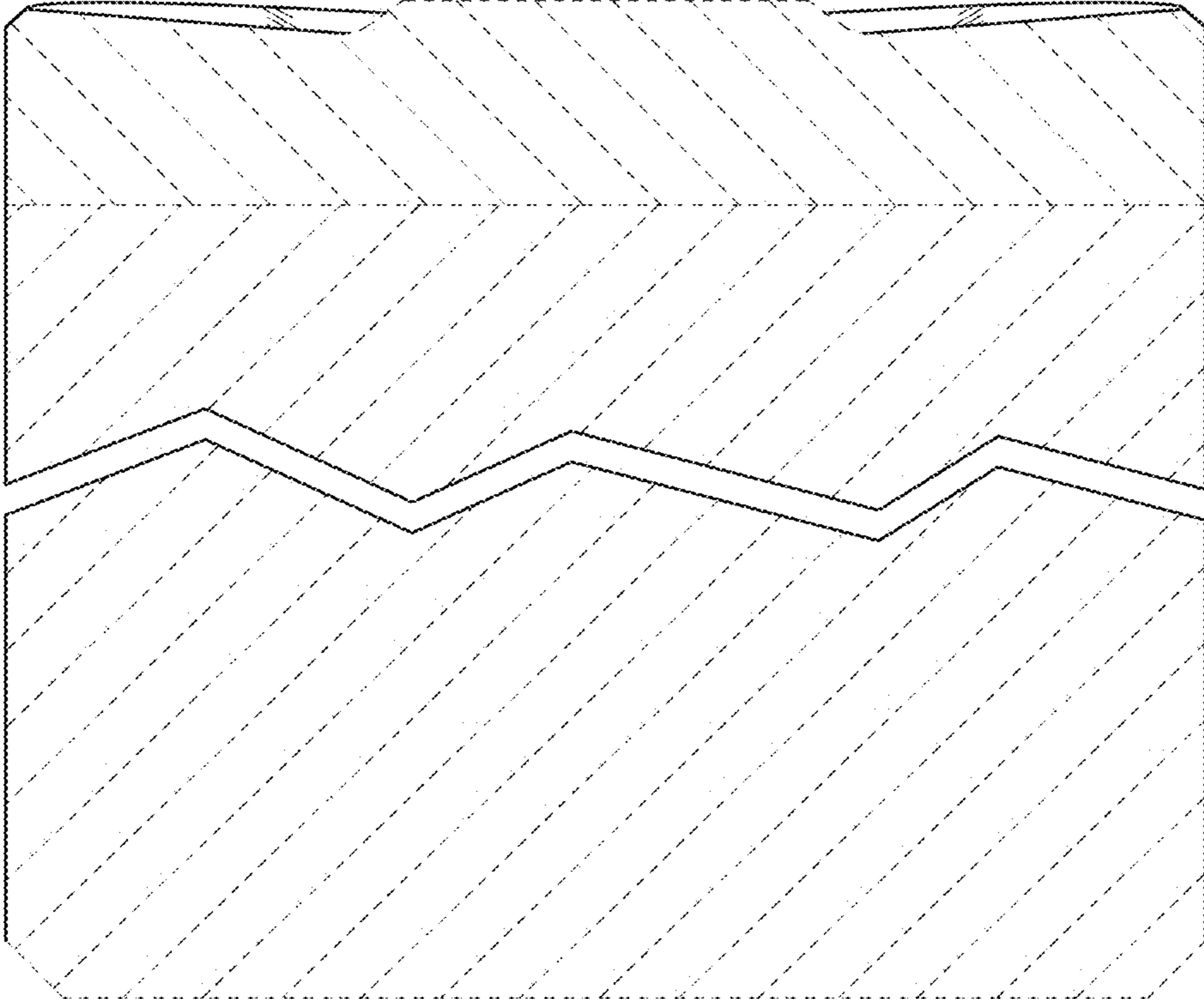


FIG. 7

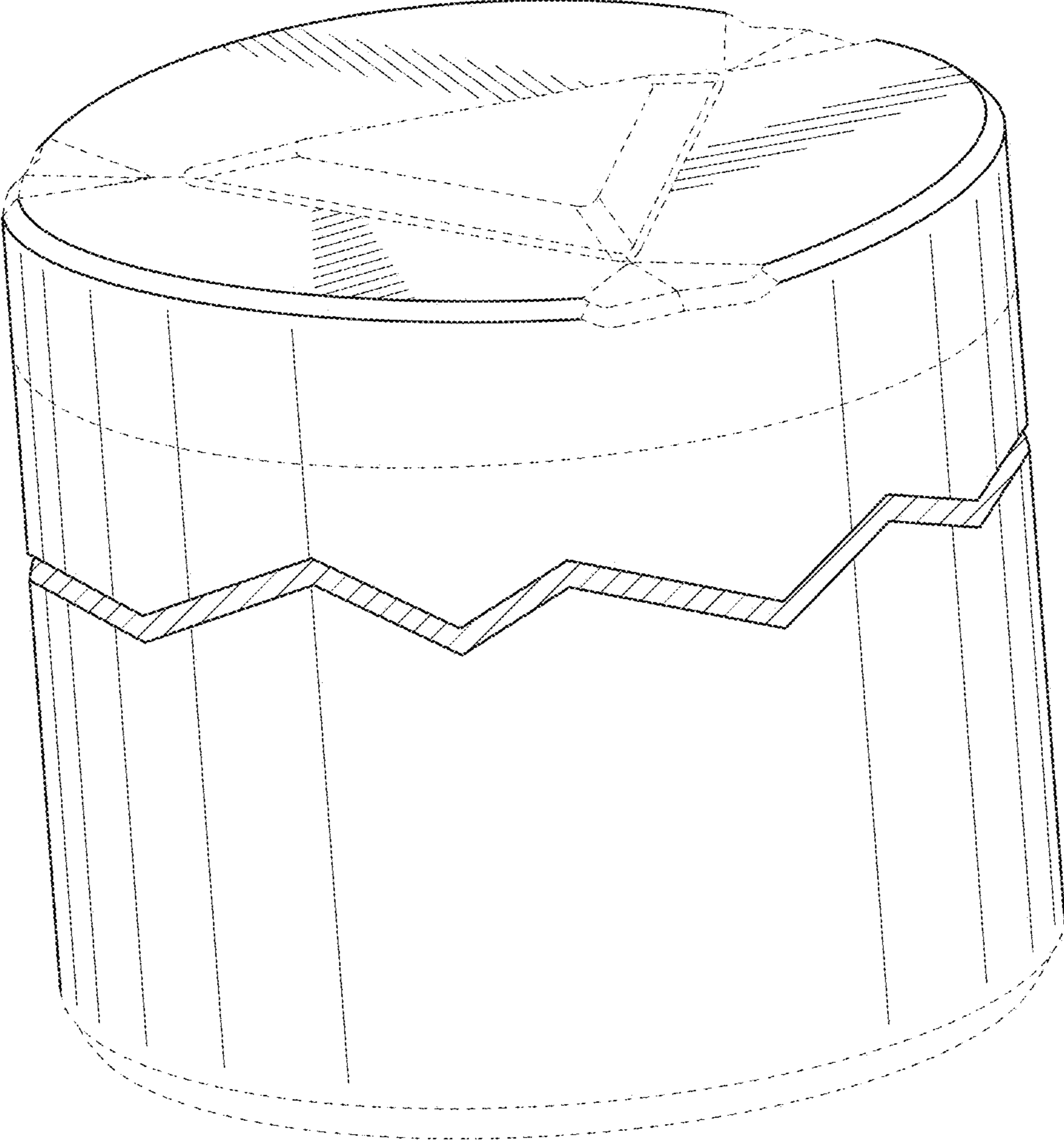


FIG. 8

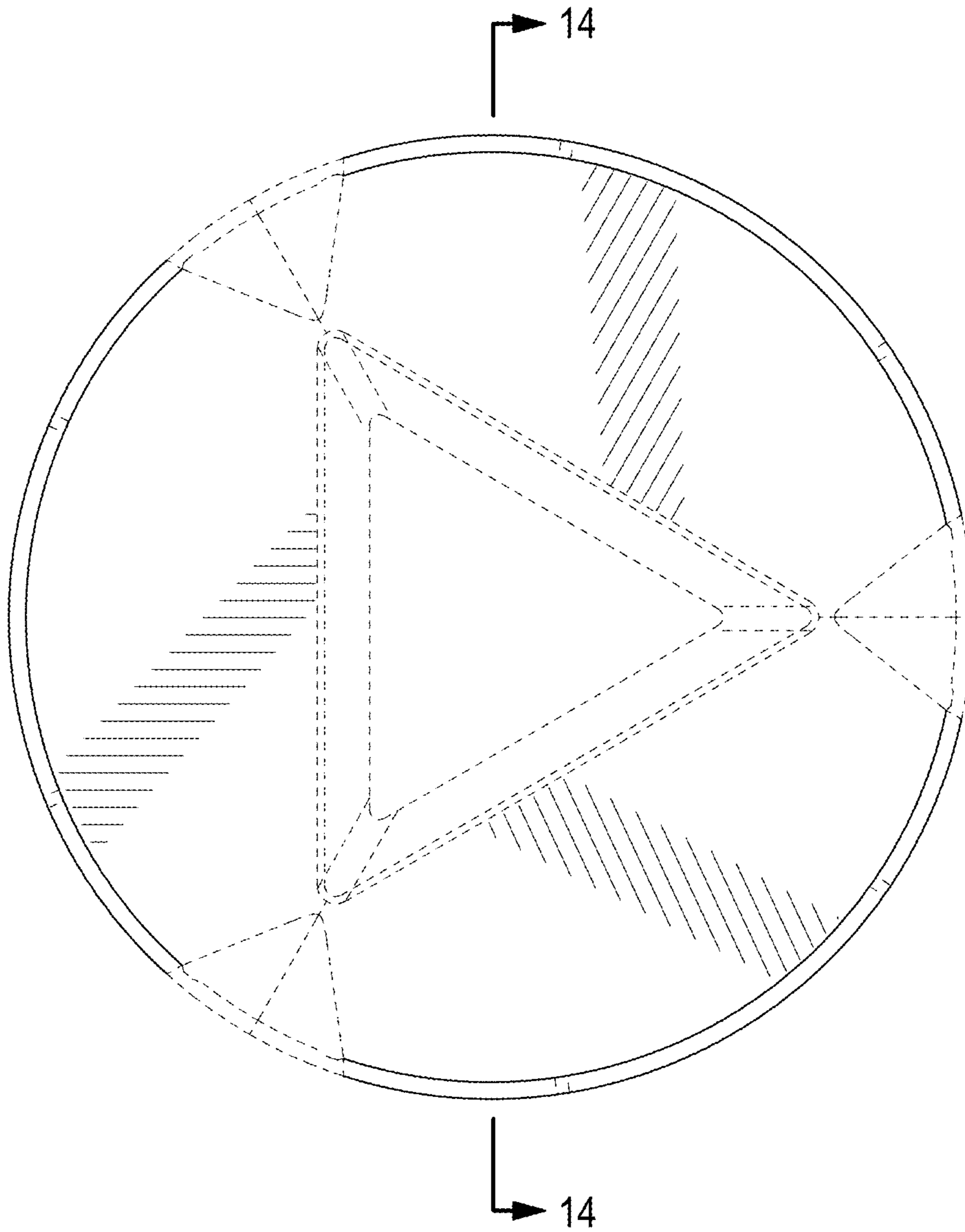


FIG. 9

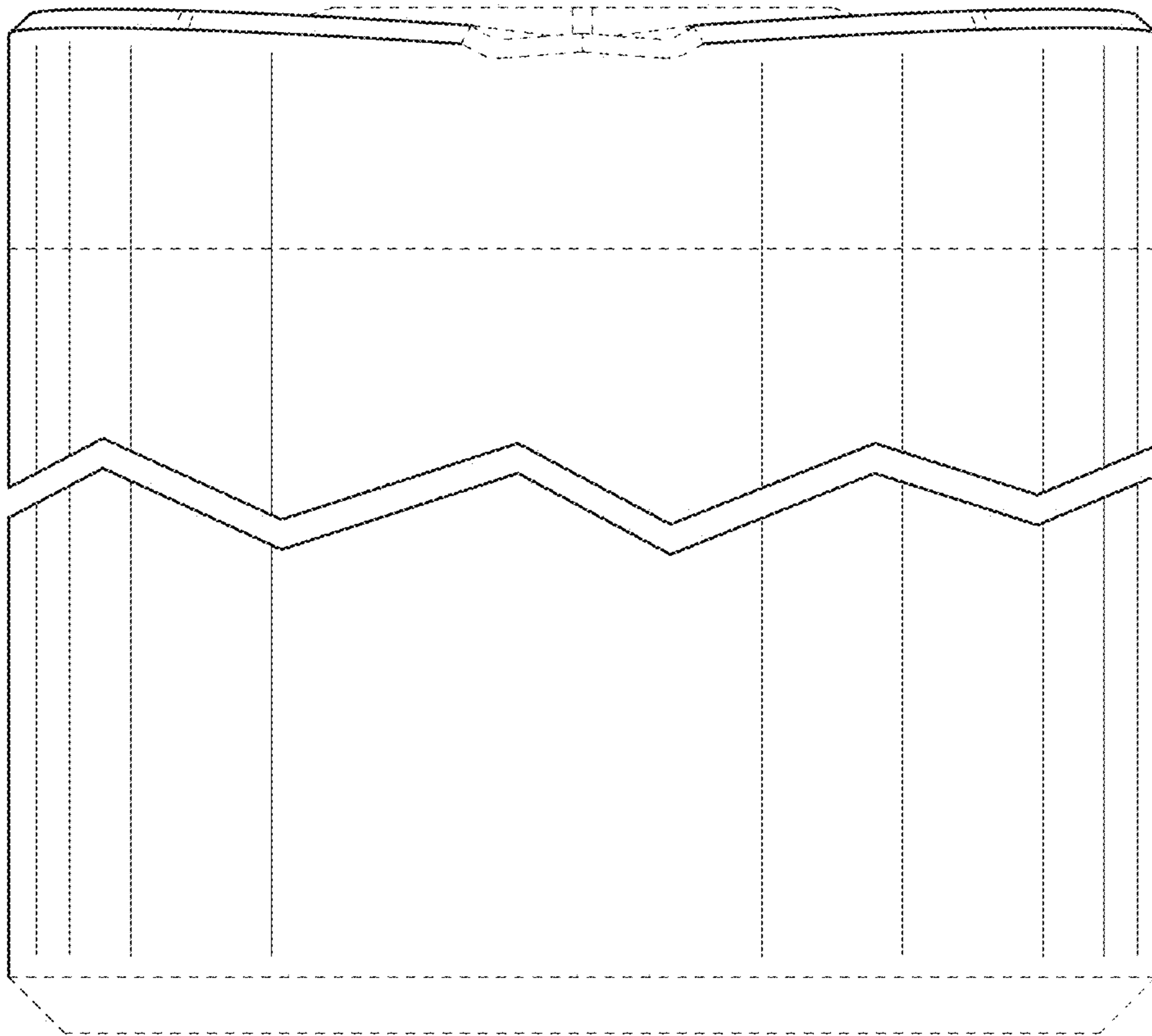


FIG. 10

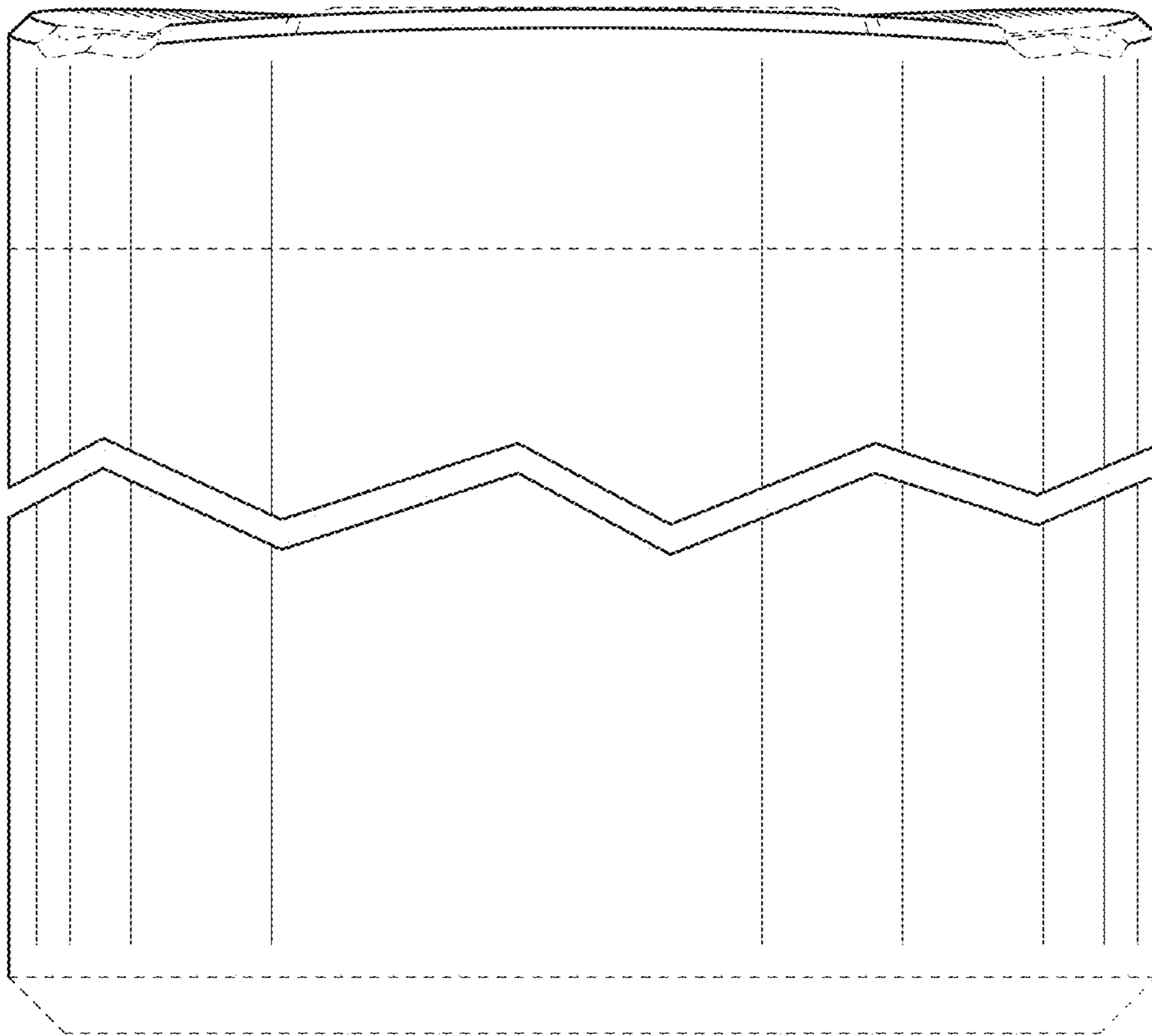


FIG. 11

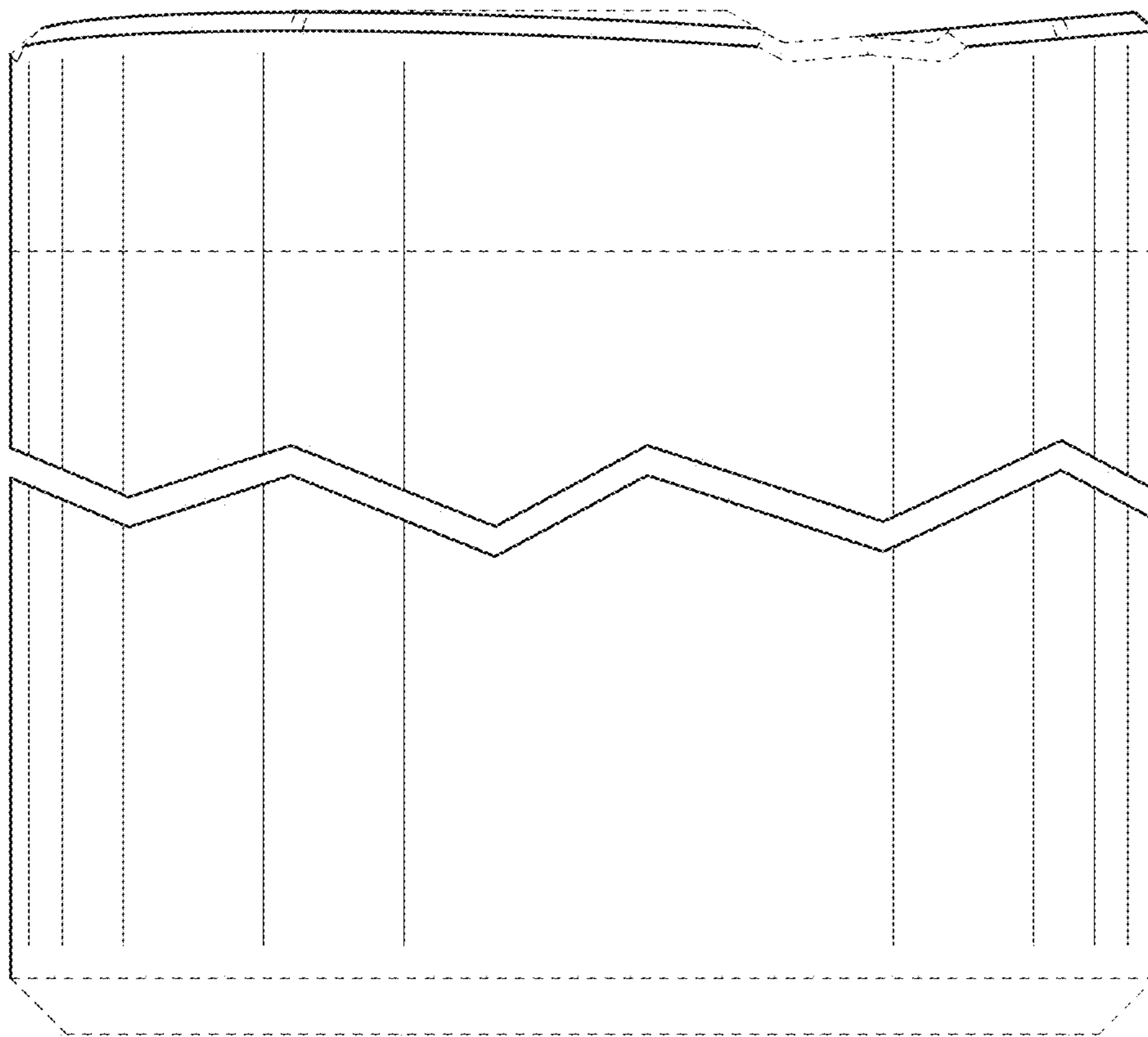


FIG. 12

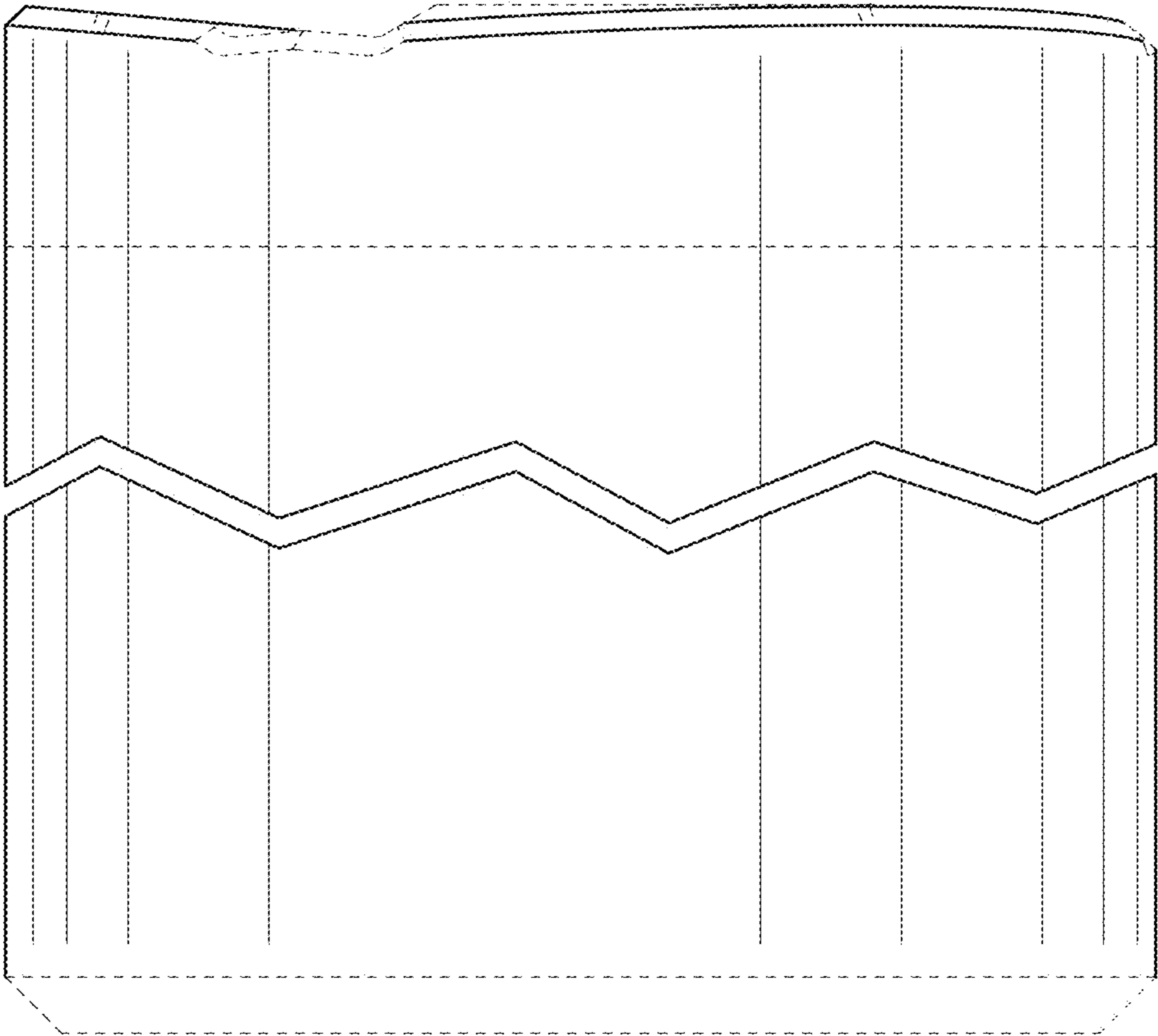


FIG. 13

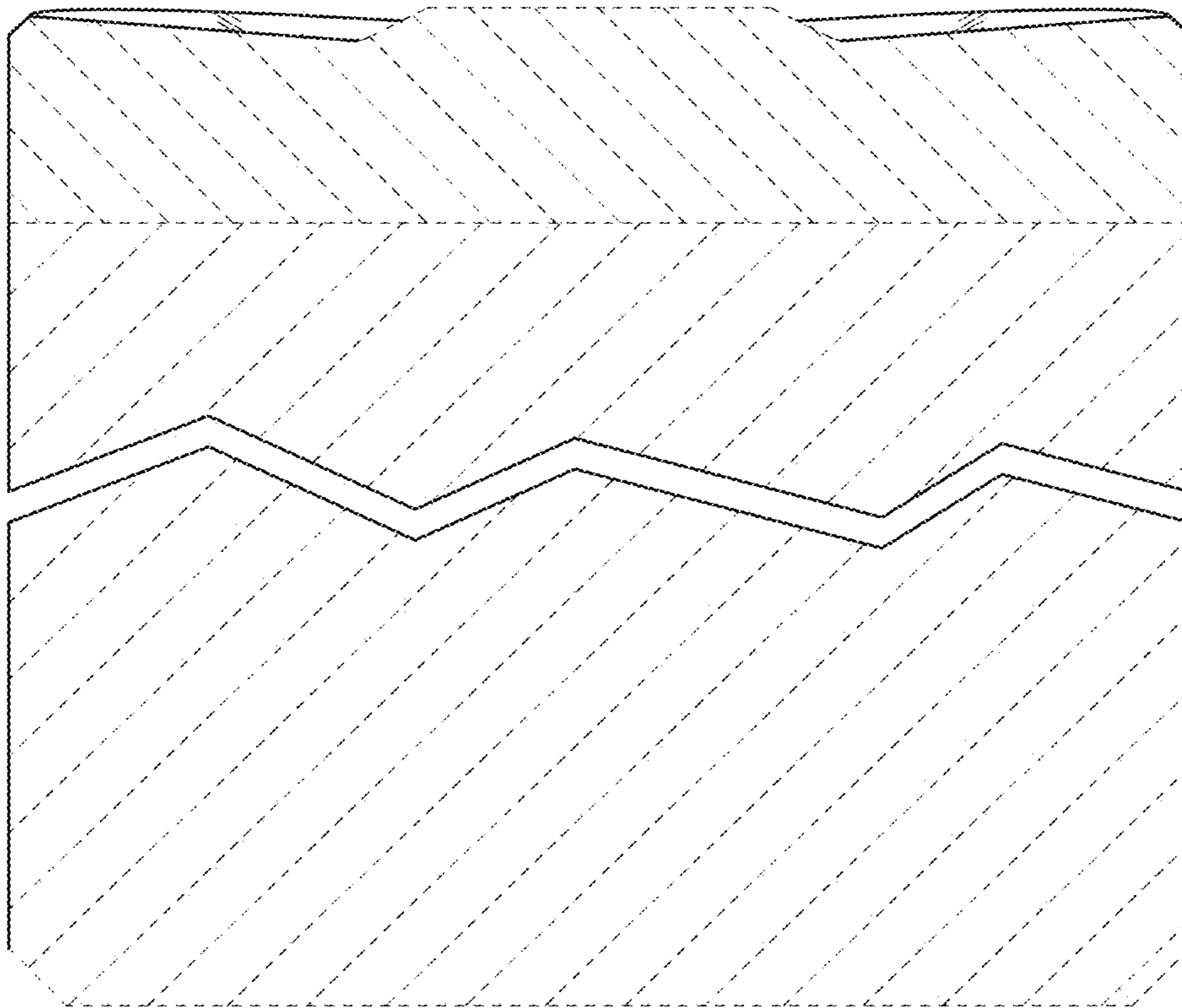


FIG. 14