



US00D924943S

(12) **United States Design Patent** (10) **Patent No.:** **US D924,943 S**  
**Wells et al.** (45) **Date of Patent:** **\*\* Jul. 13, 2021**

(54) **ADAPTER FOR A GROUND ENGAGING MACHINE IMPLEMENT**

D707,264 S 6/2014 Renski et al.  
8,943,717 B2 2/2015 Renski et al.  
D727,367 S 4/2015 Renski et al.  
D727,368 S 4/2015 Renski et al.  
D727,369 S 4/2015 Renski et al.

(71) Applicant: **Caterpillar Inc.**, Peoria, IL (US)

(Continued)

(72) Inventors: **Corey Wells**, Peoria, IL (US); **Jason Jura**, Peoria, IL (US)

FOREIGN PATENT DOCUMENTS

(73) Assignee: **Caterpillar Inc.**, Peoria, IL (US)

AU 300371 12/2004  
AU 308226 8/2006

(\*\*) Term: **15 Years**

(Continued)

(21) Appl. No.: **29/744,293**

OTHER PUBLICATIONS

(22) Filed: **Jul. 28, 2020**

U.S. Appl. No. 16/392,959, filed Apr. 24, 2019. (Unpublished).

(Continued)

**Related U.S. Application Data**

(63) Continuation of application No. 29/688,806, filed on Apr. 24, 2019, now Pat. No. Des. 894,970.

*Primary Examiner* — Mark A Goodwin

(51) **LOC (13) Cl.** ..... **15-03**

(74) *Attorney, Agent, or Firm* — Saidman Design Law Group

(52) **U.S. Cl.**

USPC ..... **D15/29**; D15/28

(57) **CLAIM**

(58) **Field of Classification Search**

The ornamental design for an adapter for a ground engaging machine implement, as shown and described.

USPC ..... D15/11, 28, 29; 37/456, 452, 450, 446, 37/454, 449, 453, 455, 903; 403/379.5, 403/DIG. 1; 111/152; 172/724, 730, 172/766, 770, 771, 721, 713, 699, 772

**DESCRIPTION**

CPC ..... Y10T 29/49826; Y10T 403/589; Y10T 403/7018; Y10T 403/7075; E02F 9/28; E02F 9/2825; E02F 9/2833; E02F 9/2866; E02F 9/2858; E02F 9/2808; E02F 9/2841  
See application file for complete search history.

FIG. 1 is a perspective view of an adapter for a ground engaging machine implement showing our new design; FIG. 2 is a front view thereof; FIG. 3 is a rear view thereof; FIG. 4 is a left side view thereof; FIG. 5 is a right side view thereof; FIG. 6 is a top view thereof; and, FIG. 7 is a bottom view thereof.

Grayscale shading illustrates contour.

The broken lines illustrate structure or features which form no part of the claimed design.

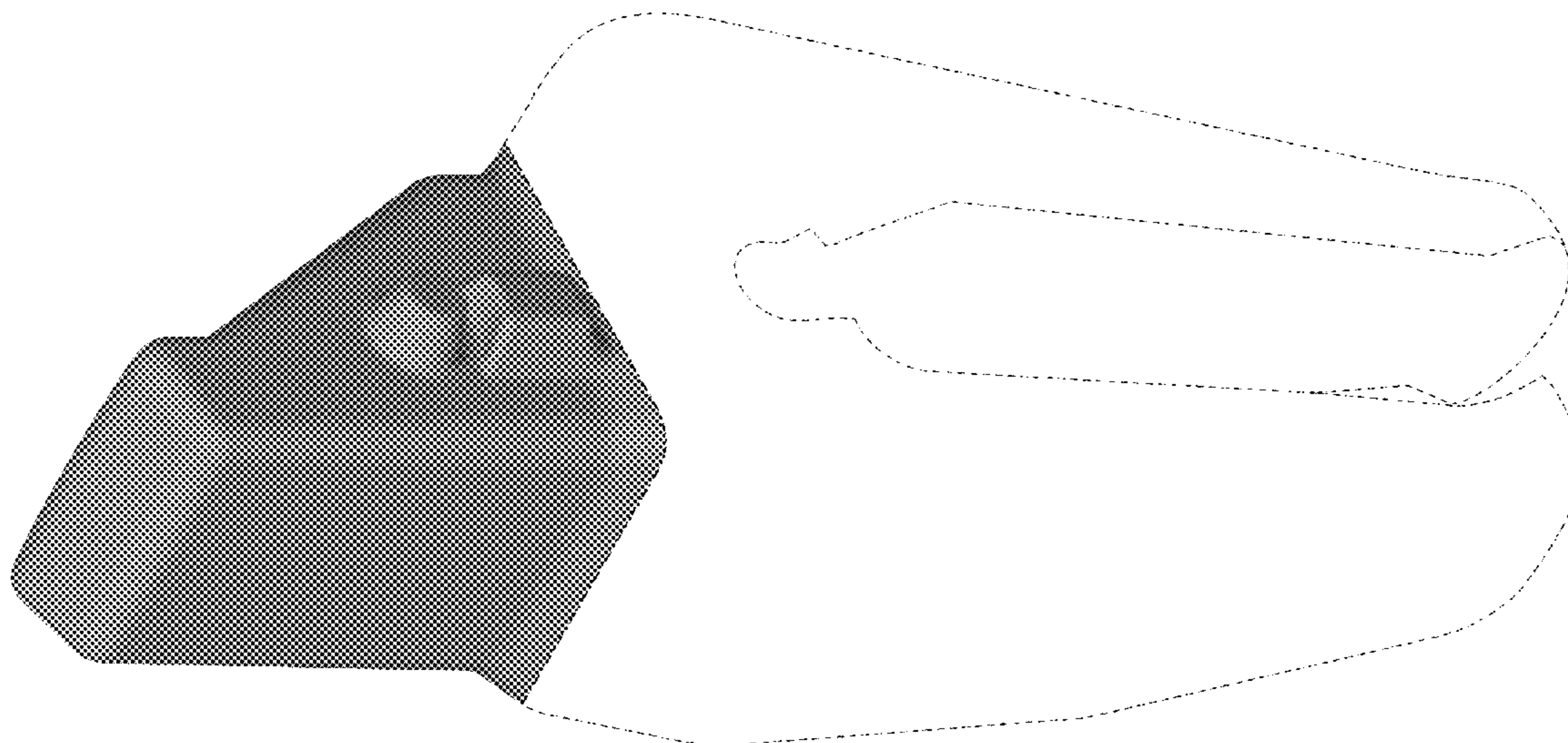
The dot-dash broken lines illustrate a boundary which forms no part of the claimed design.

(56) **References Cited**

U.S. PATENT DOCUMENTS

D274,434 S 6/1984 Nilsson  
D275,859 S 10/1984 Nilsson  
6,871,426 B2 3/2005 Keech et al.  
7,451,558 B2 11/2008 Jones  
7,596,895 B2 10/2009 Jones  
8,397,405 B2 3/2013 Harder et al.  
D706,307 S 6/2014 Renski et al.

**1 Claim, 6 Drawing Sheets**



(56)

**References Cited**

U.S. PATENT DOCUMENTS

D727,979 S 4/2015 Renski et al.  
 D727,980 S 4/2015 Renski et al.  
 D727,981 S 4/2015 Renski et al.  
 D727,982 S 4/2015 Renski et al.  
 D728,635 S 5/2015 Kunz  
 D748,679 S 2/2016 Renski et al.  
 D748,681 S 2/2016 Renski et al.  
 D748,685 S 2/2016 Kunz  
 D749,146 S 2/2016 Renski et al.  
 D749,147 S 2/2016 Kunz  
 D774,108 S 12/2016 Balan et al.  
 D774,110 S 12/2016 Balan et al.  
 D774,565 S 12/2016 Balan et al.  
 D774,567 S 12/2016 Balan et al.  
 D775,241 S 12/2016 Balan et al.  
 D775,242 S 12/2016 Balan et al.  
 D784,424 S 4/2017 Renski et al.  
 D805,562 S 12/2017 Serrurier et al.  
 D806,139 S 12/2017 Serrurier et al.  
 D806,140 S 12/2017 Serrurier et al.  
 D806,141 S 12/2017 Serrurier et al.  
 D806,142 S 12/2017 Serrurier et al.

D832,310 S 10/2018 Balan et al.  
 D840,441 S 2/2019 Serrurier et al.  
 D857,761 S 8/2019 Balan et al.  
 D857,762 S 8/2019 Kunz  
 2004/0010949 A1 1/2004 Laguarda et al.  
 2012/0131821 A1 5/2012 Brufau Guinovart et al.  
 2012/0260540 A1 10/2012 Guimaraes et al.  
 2013/0333254 A1 12/2013 Wallis et al.  
 2014/0259806 A1 9/2014 Rimmey  
 2014/0259808 A1 9/2014 LaHood et al.  
 2015/0167278 A1 6/2015 Rivera et al.

FOREIGN PATENT DOCUMENTS

AU	340513	1/2012
CL	199901193	9/1999
CL	199901457	11/1999
EM	004427623-0001	11/2017
RU	106076	12/2017

OTHER PUBLICATIONS

U.S. Appl. No. 16/393,088, filed Apr. 24, 2019. (Unpublished).  
 U.S. Appl. No. 29/688,806, filed Apr. 24, 2019. (Unpublished).  
 U.S. Appl. No. 61/545,107, filed Oct. 7, 2011. (Unpublished).

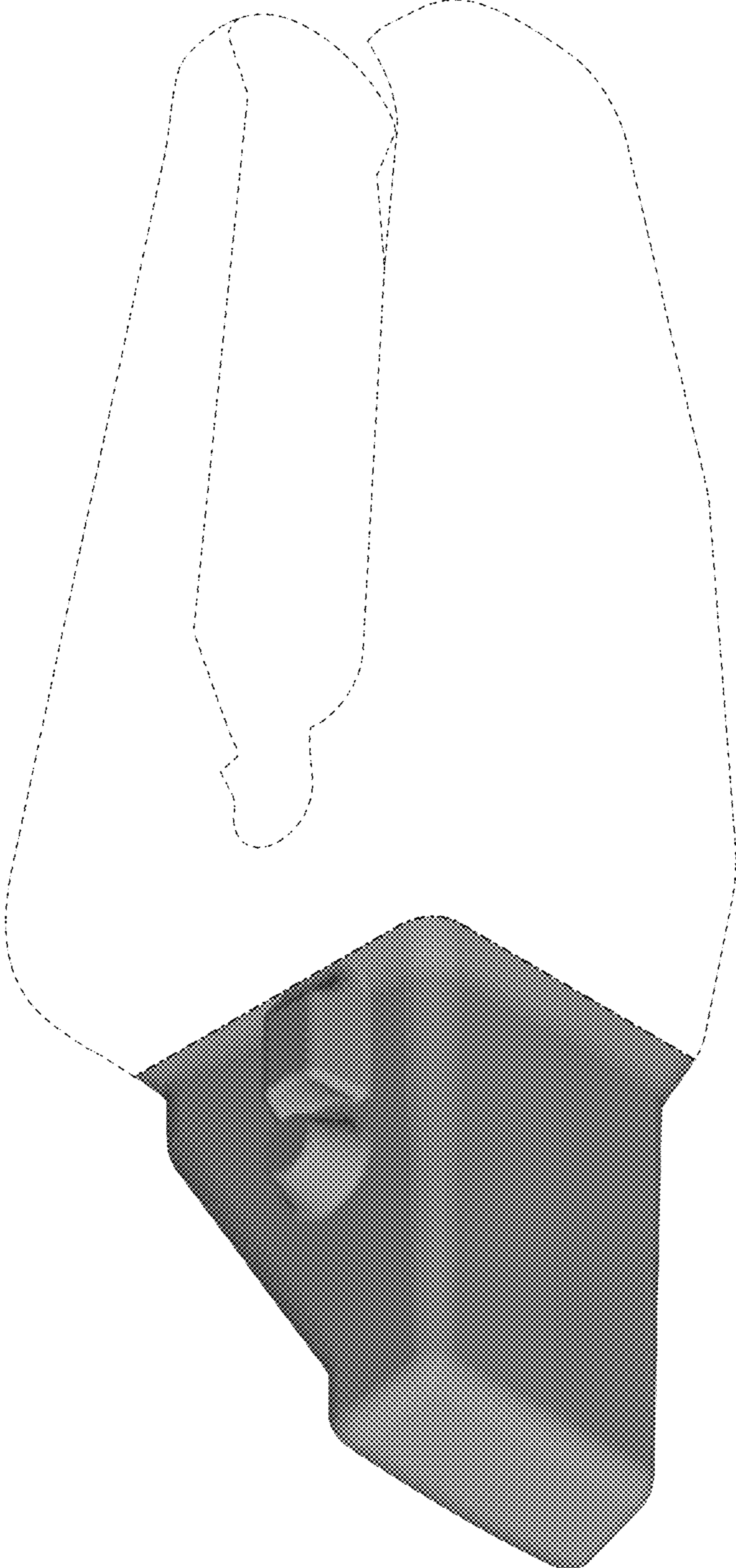


FIG. 1

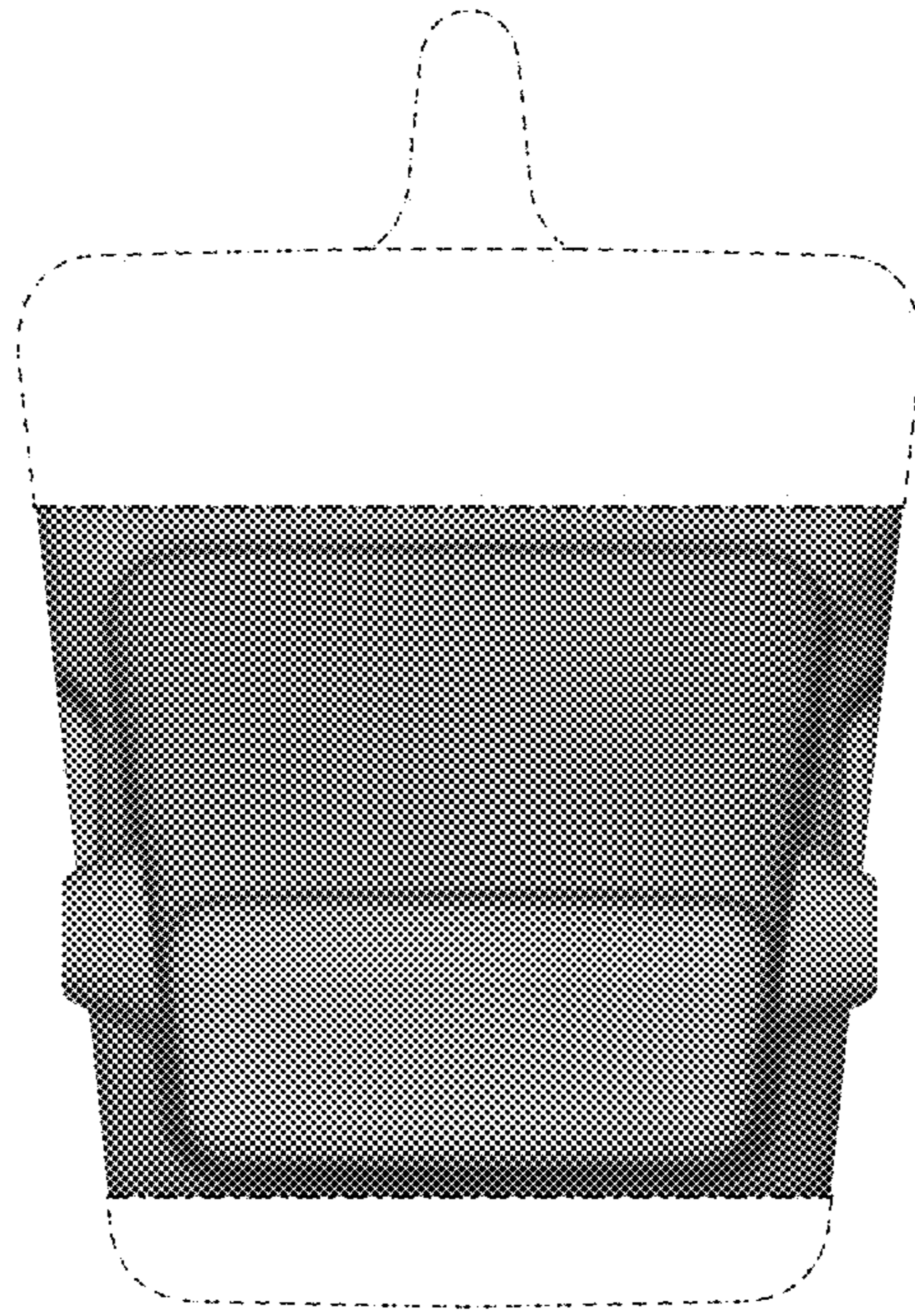


FIG. 2

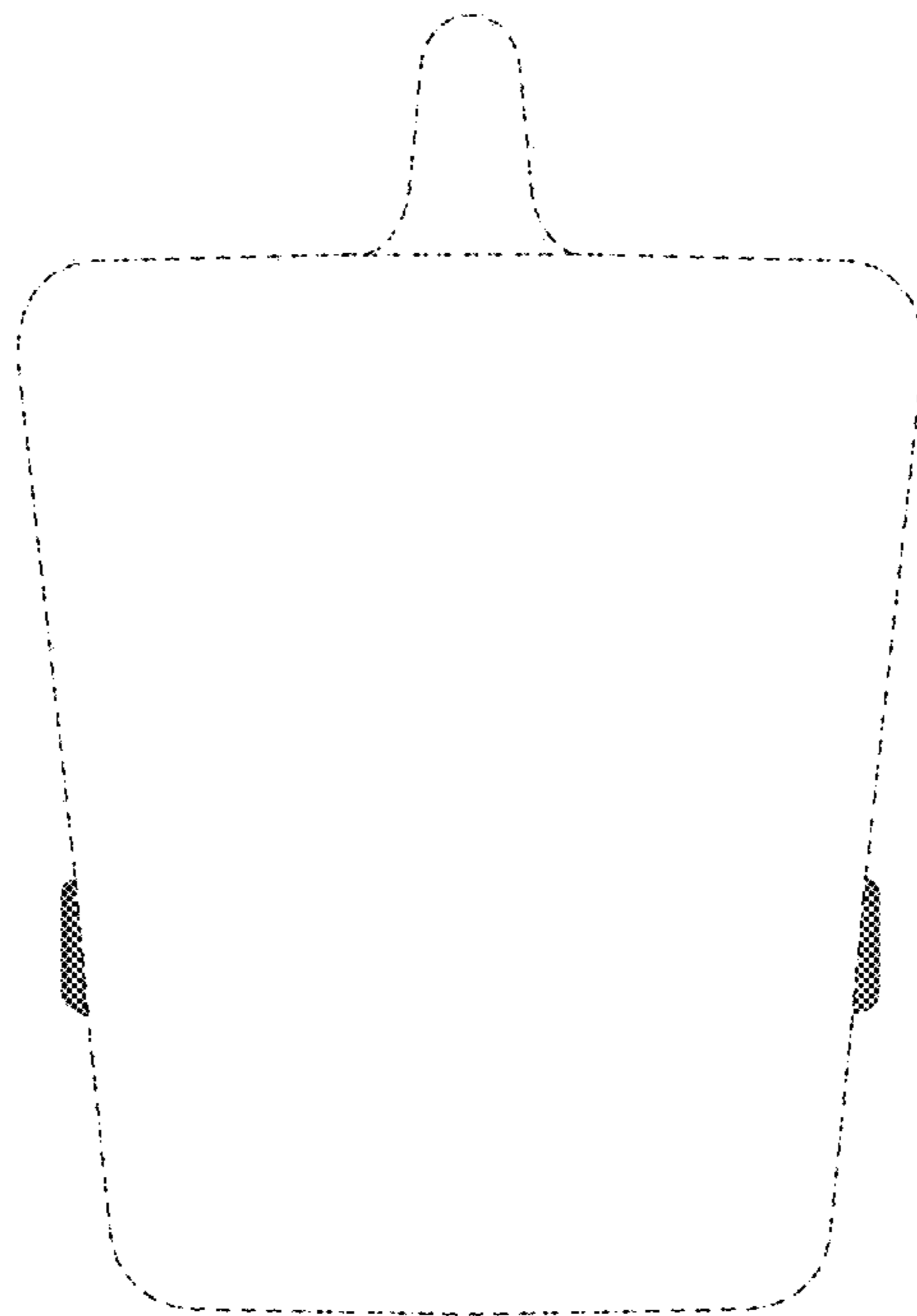


FIG. 3

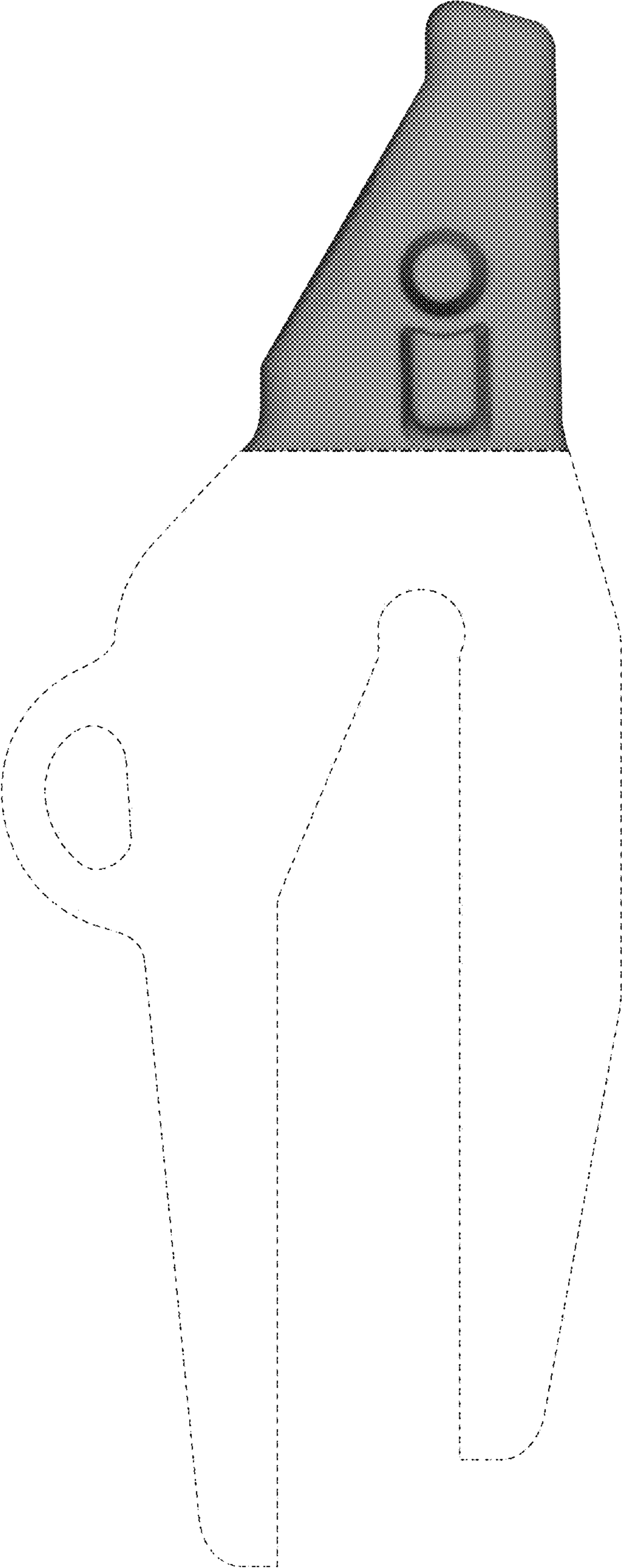


FIG. 4

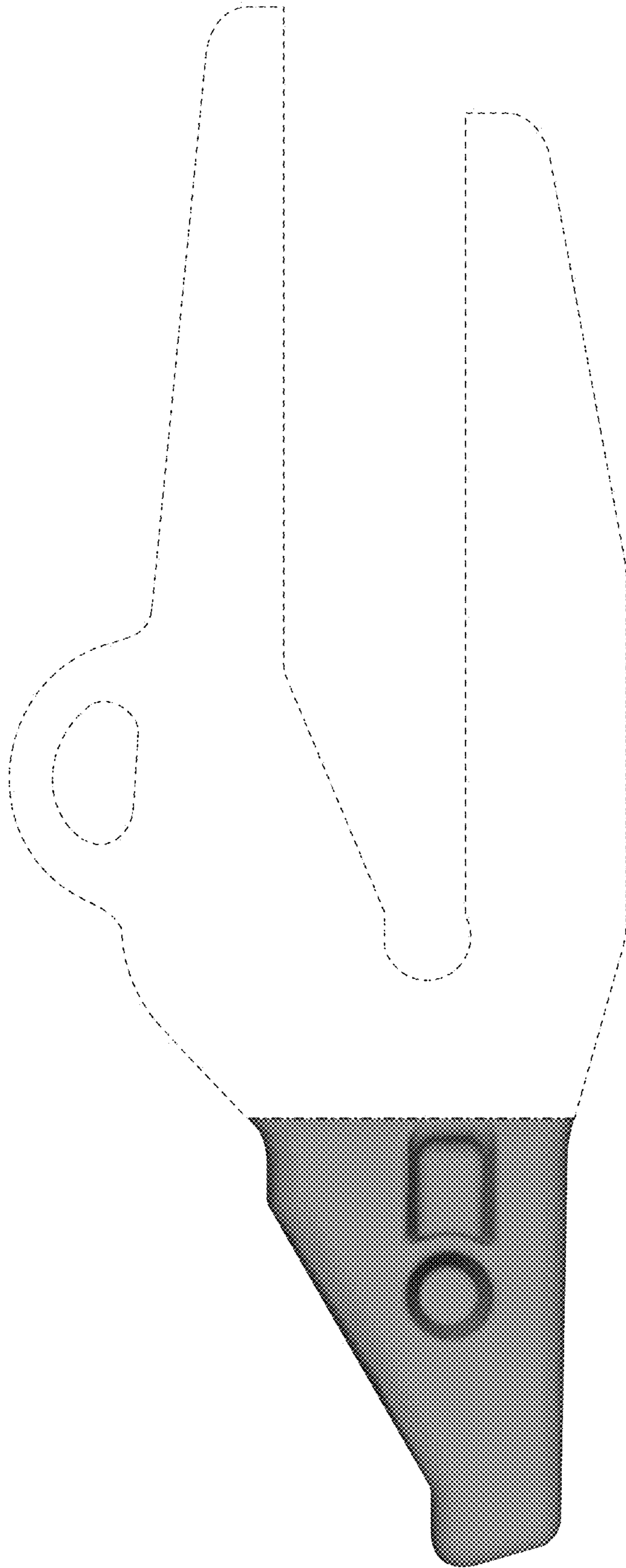


FIG. 5

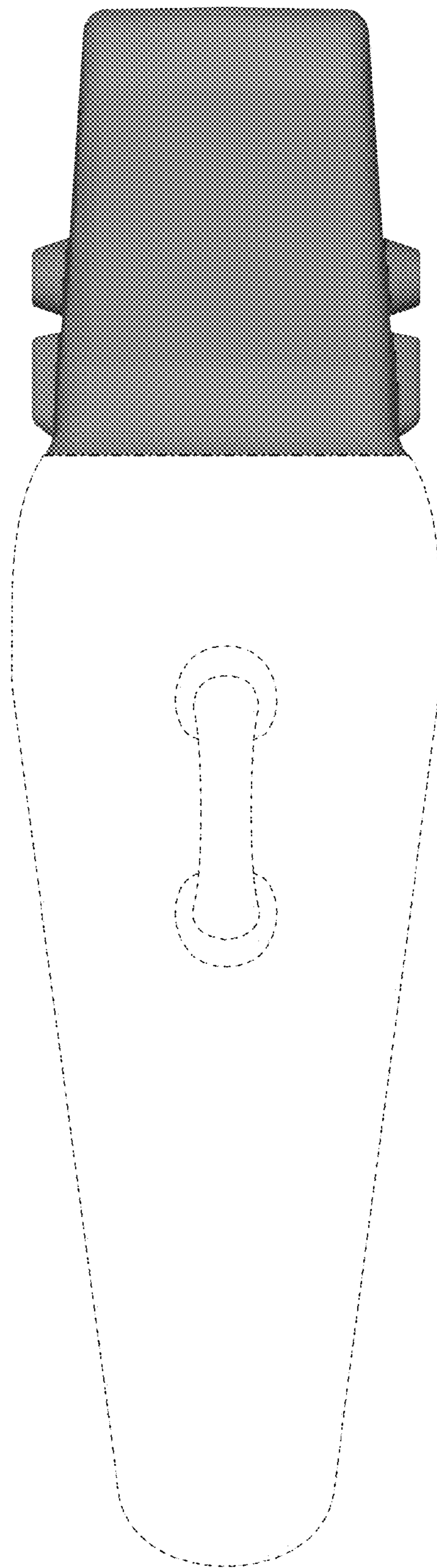


FIG. 6

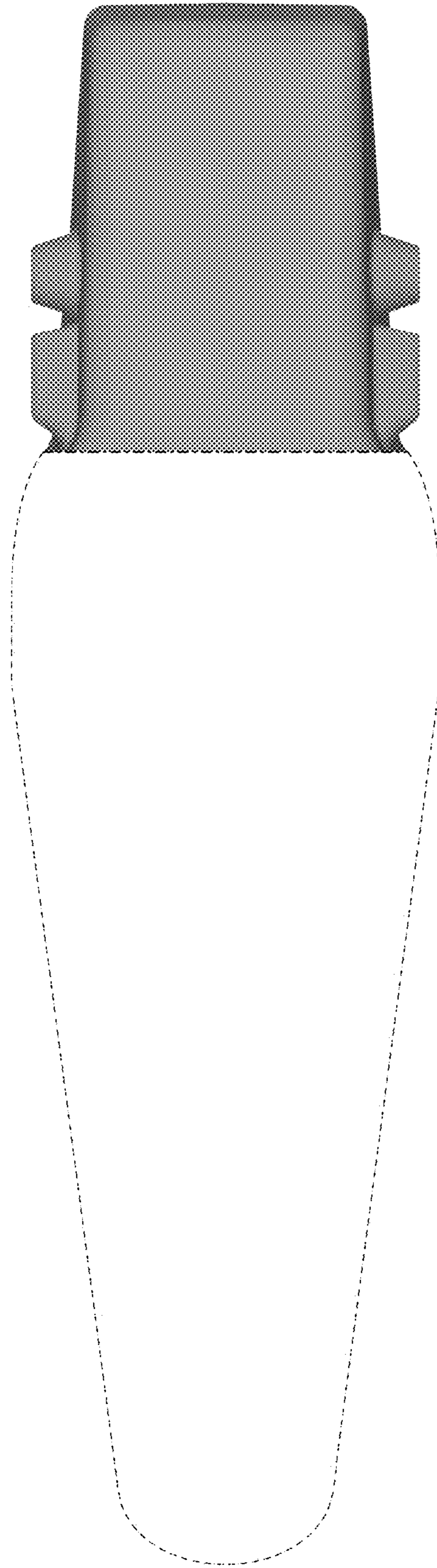


FIG. 7