



US00D924930S

(12) **United States Design Patent** (10) **Patent No.:** **US D924,930 S**
Pazmino et al. (45) **Date of Patent:** **** Jul. 13, 2021**

(54) **DISPLAY PANEL OR PORTION THEREOF WITH A TRANSITIONAL GRAPHICAL USER INTERFACE**

(71) Applicant: **MAGIC LEAP, INC.**, Plantation, FL (US)

(72) Inventors: **Lorena Pazmino**, Wilton Manors, FL (US); **Gregory Minh Tran**, Miami, FL (US); **Cole Parker Heiner**, Fort Lauderdale, FL (US); **William Adams**, New York, NY (US)

(73) Assignee: **Magic Leap, Inc.**, Plantation, FL (US)

(**) Term: **15 Years**

(21) Appl. No.: **29/721,645**

(22) Filed: **Jan. 22, 2020**

Related U.S. Application Data

(63) Continuation of application No. 29/657,587, filed on Jul. 24, 2018, now Pat. No. Des. 877,176.

(51) **LOC (13) Cl.** **14-04**

(52) **U.S. Cl.**
USPC **D14/492**; D14/488

(58) **Field of Classification Search**
USPC D14/485-495
CPC G06F 3/04815; G06F 16/7837; G06F 3/04842; G06F 3/011; G06F 3/017; G06F 3/0482; G06F 3/013; G06F 3/0304; G06F 3/04845; G06F 3/0485; G06F 3/04883; G06F 3/0487; G06F 3/005; G02B 27/017;
(Continued)

(56) **References Cited**

U.S. PATENT DOCUMENTS

D487,468 S * 3/2004 Glaser D14/489
D487,469 S * 3/2004 Glaser D14/489
D599,814 S * 9/2009 Ogura D14/489

(Continued)

OTHER PUBLICATIONS

Notice of Allowance for U.S. Appl. No. 29/721,650 dated Mar. 10, 2021.

Primary Examiner — Katherine A Holbrow

(74) *Attorney, Agent, or Firm* — Vista IP Law Group LLP

(57) **CLAIM**

The ornamental design for a display panel or portion thereof with a transitional graphical user interface, as shown and described.

DESCRIPTION

FIG. 1 is a front view of a display panel or portion thereof with a transitional graphical user interface, showing a first image in a sequence of a first embodiment of a new design; FIG. 2 is a second image thereof; FIG. 3 is a third image thereof; FIG. 4 is a fourth image thereof; FIG. 5 is a fifth image thereof; FIG. 6 is a front view of a display panel or portion thereof with a transitional graphical user interface, showing a first image in the sequence of a second embodiment of the new design; FIG. 7 is a second image thereof; FIG. 8 is a third image thereof; FIG. 9 is a fourth image thereof; and, FIG. 10 is a fifth image thereof.

The appearance of the transitional image sequentially transitions between the images shown in FIGS. 1-5 and 6-10. The process or period in which one image transitions to another image forms no part of the claimed design.

The broken lines depicting a display panel or portion thereof are included for the purpose of illustrating portions of the article of manufacture and form no part of the claimed design.

1 Claim, 10 Drawing Sheets



(58) **Field of Classification Search**
 CPC G02B 2027/014; G02B 27/0172; G02B
 2027/0178; G06T 19/006
 See application file for complete search history.

(56) **References Cited**

U.S. PATENT DOCUMENTS

8,005,243 B2 * 8/2011 Terada H04H 60/04
 381/119
 D650,790 S * 12/2011 Jeans D14/488
 D656,954 S * 4/2012 Arnold D14/489
 D682,305 S * 5/2013 Mierau D14/488
 D684,185 S * 6/2013 van Dongen D14/489
 D739,425 S * 9/2015 Shawki D14/486
 D740,300 S * 10/2015 Lee G06F 3/04817
 D14/485
 D746,328 S * 12/2015 Kim D14/489
 D754,179 S * 4/2016 Angelides D14/486

D762,709 S * 8/2016 Hsieh D14/488
 D766,271 S * 9/2016 Lau D14/485
 D771,063 S * 11/2016 Yang D14/485
 D781,343 S * 3/2017 Riha D14/492
 D784,402 S * 4/2017 Luo D14/488
 D795,916 S * 8/2017 Varghese D14/488
 D795,922 S * 8/2017 Bouroullec D14/488
 D800,767 S * 10/2017 Kim D14/489
 D800,768 S * 10/2017 Kim D14/489
 D807,376 S * 1/2018 Mizono D14/485
 D809,563 S * 2/2018 Chaudhri D14/492
 D841,662 S * 2/2019 Loi D14/485
 D847,148 S * 4/2019 Loi D14/485
 D848,466 S * 5/2019 Mizono D14/486
 D860,250 S * 9/2019 Lee D14/489
 D877,176 S * 3/2020 Pazmino D14/486
 D886,854 S * 6/2020 Pazmino D14/488
 D893,523 S * 8/2020 Pazmino D14/485
 D895,672 S * 9/2020 Page D14/489

* cited by examiner

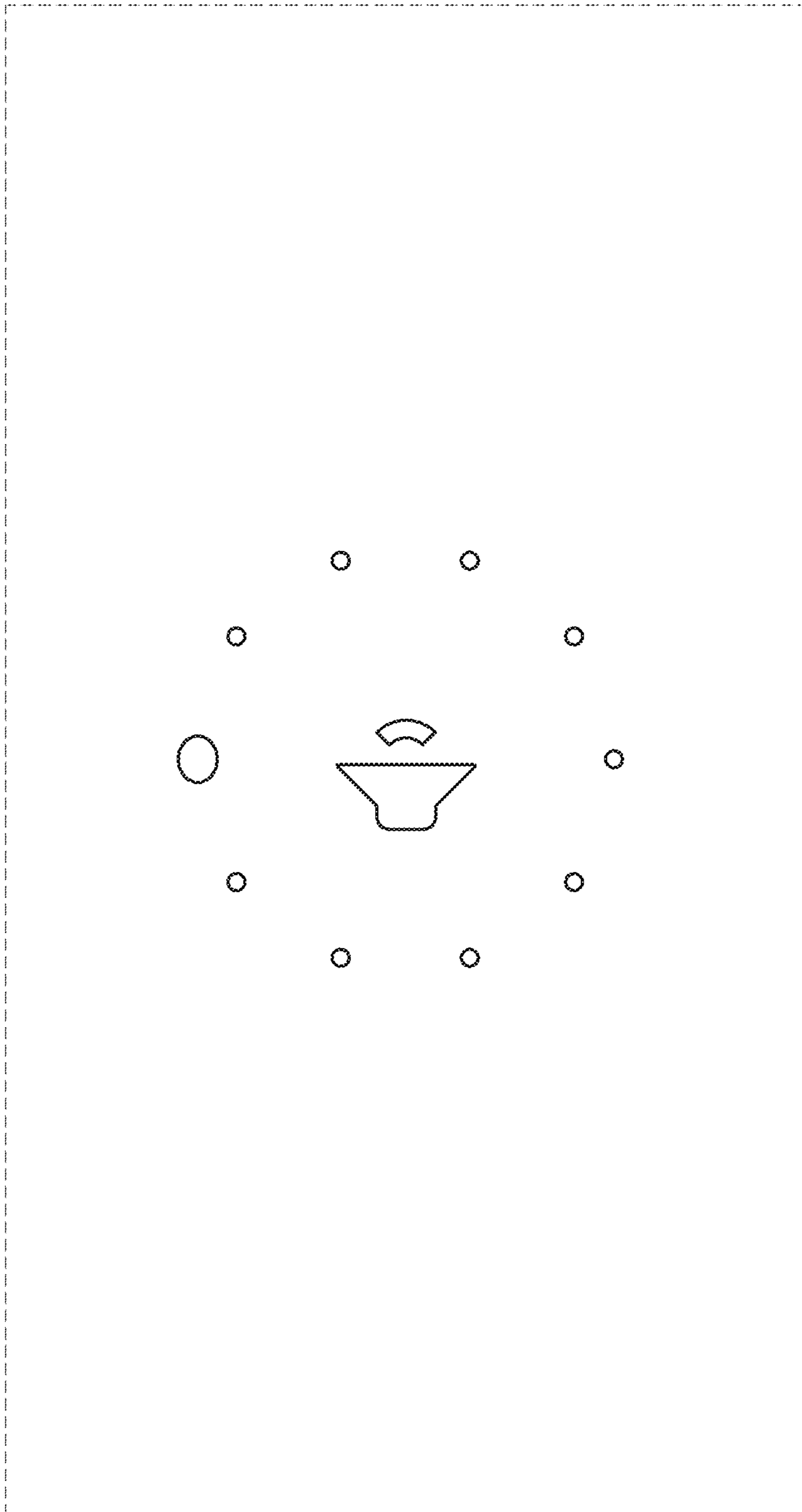


FIG. 1




FIG. 2

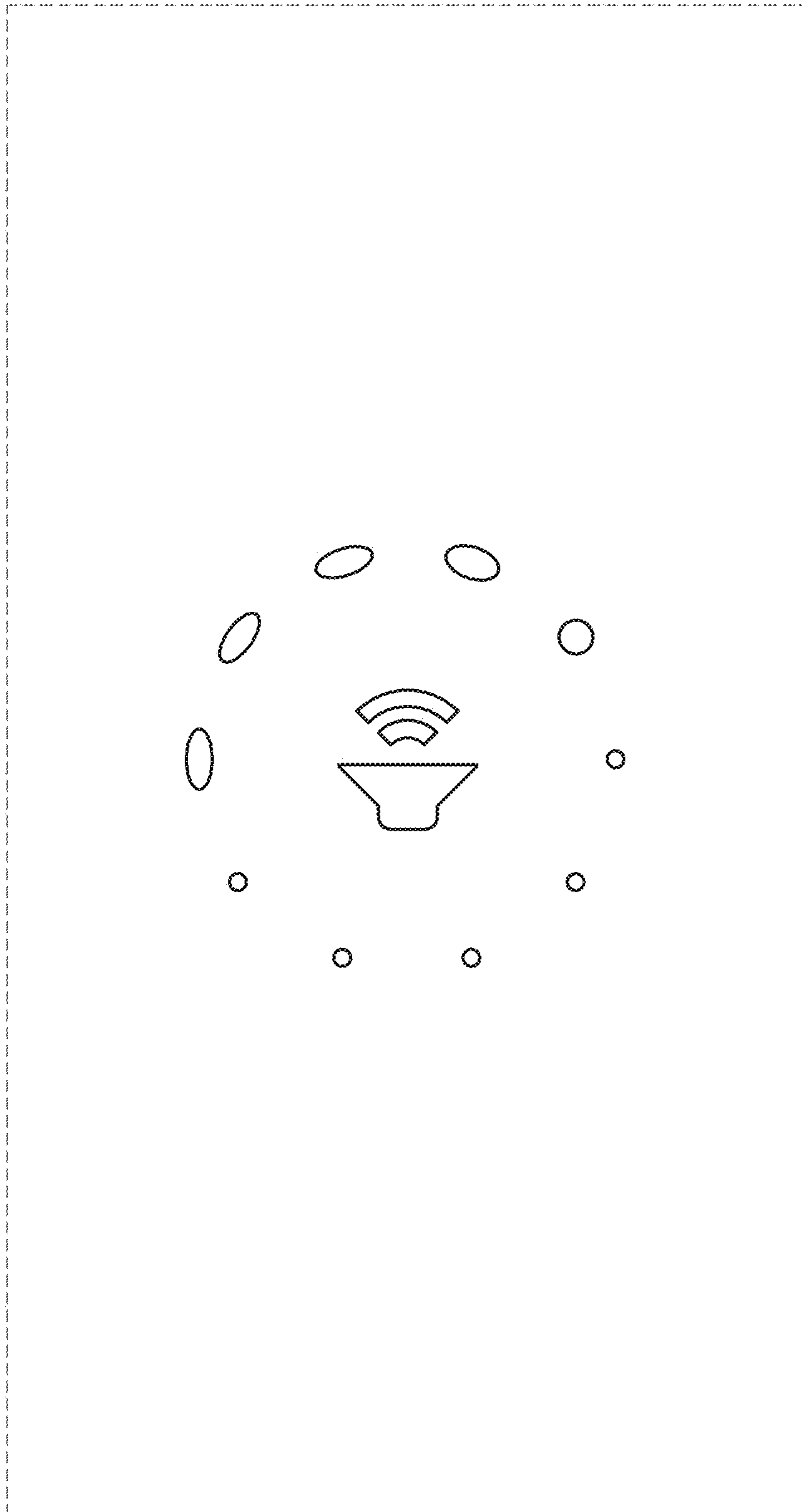


FIG. 3




FIG. 4

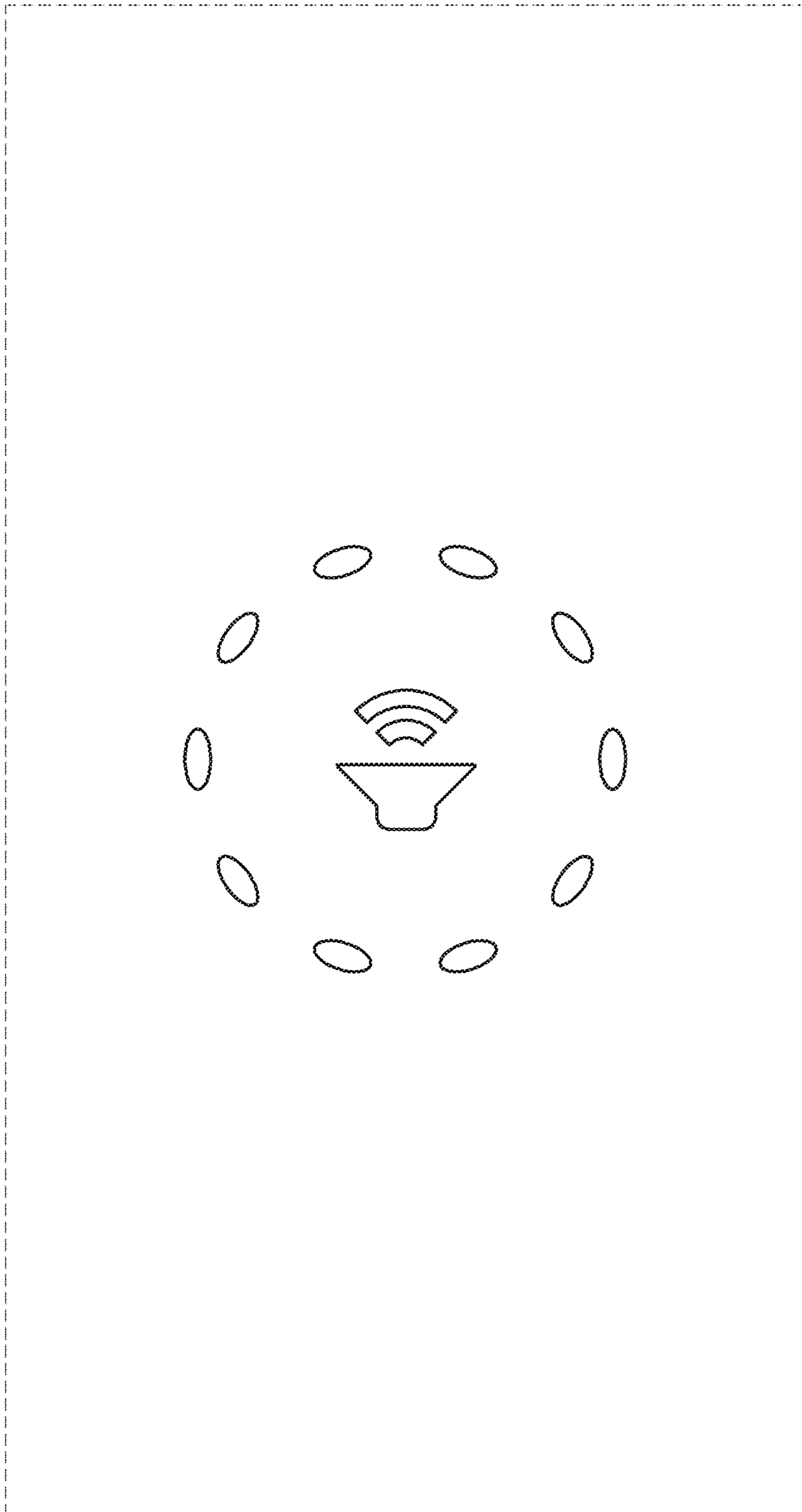


FIG. 5




FIG. 6

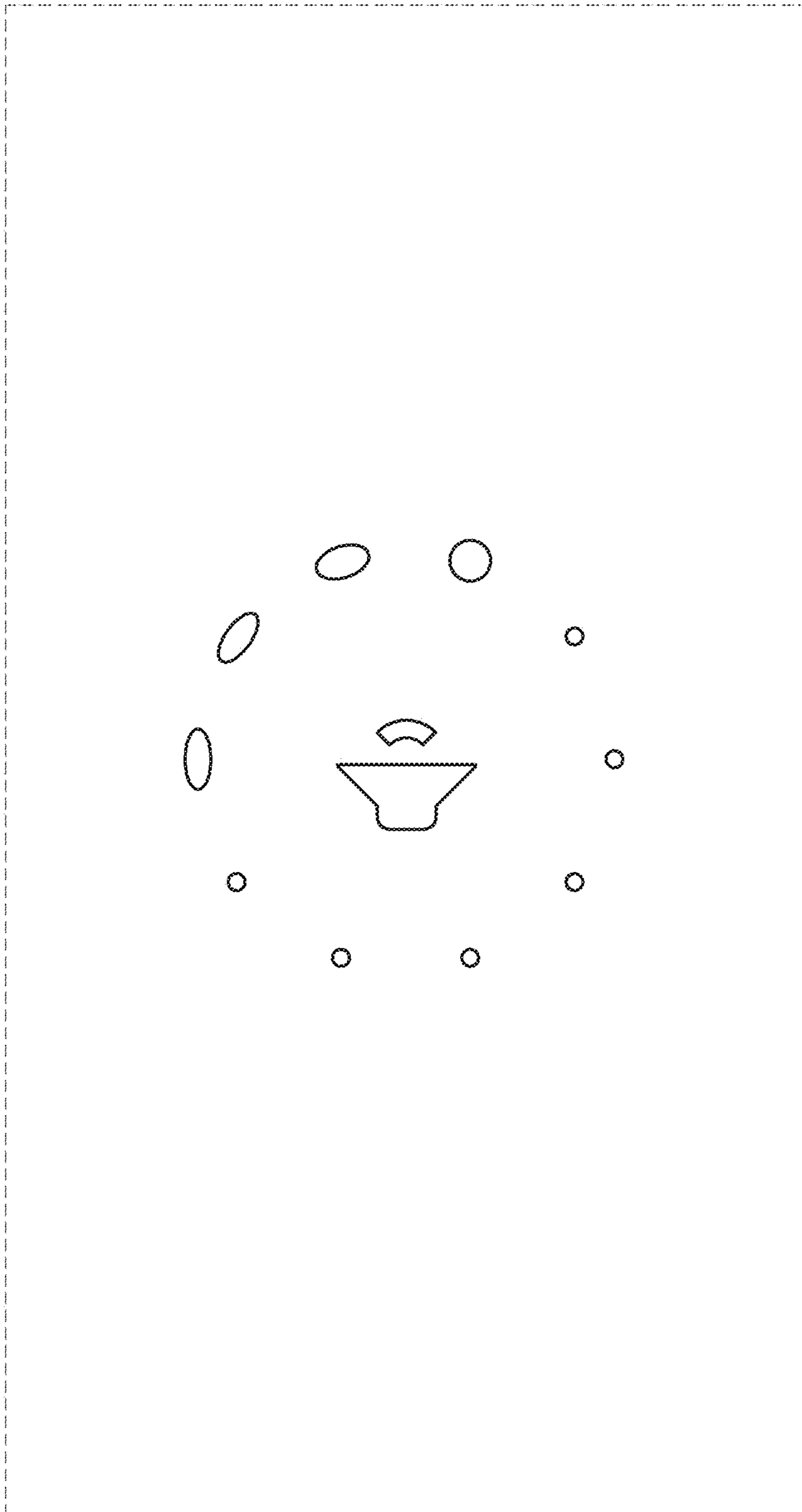


FIG. 7




FIG. 8

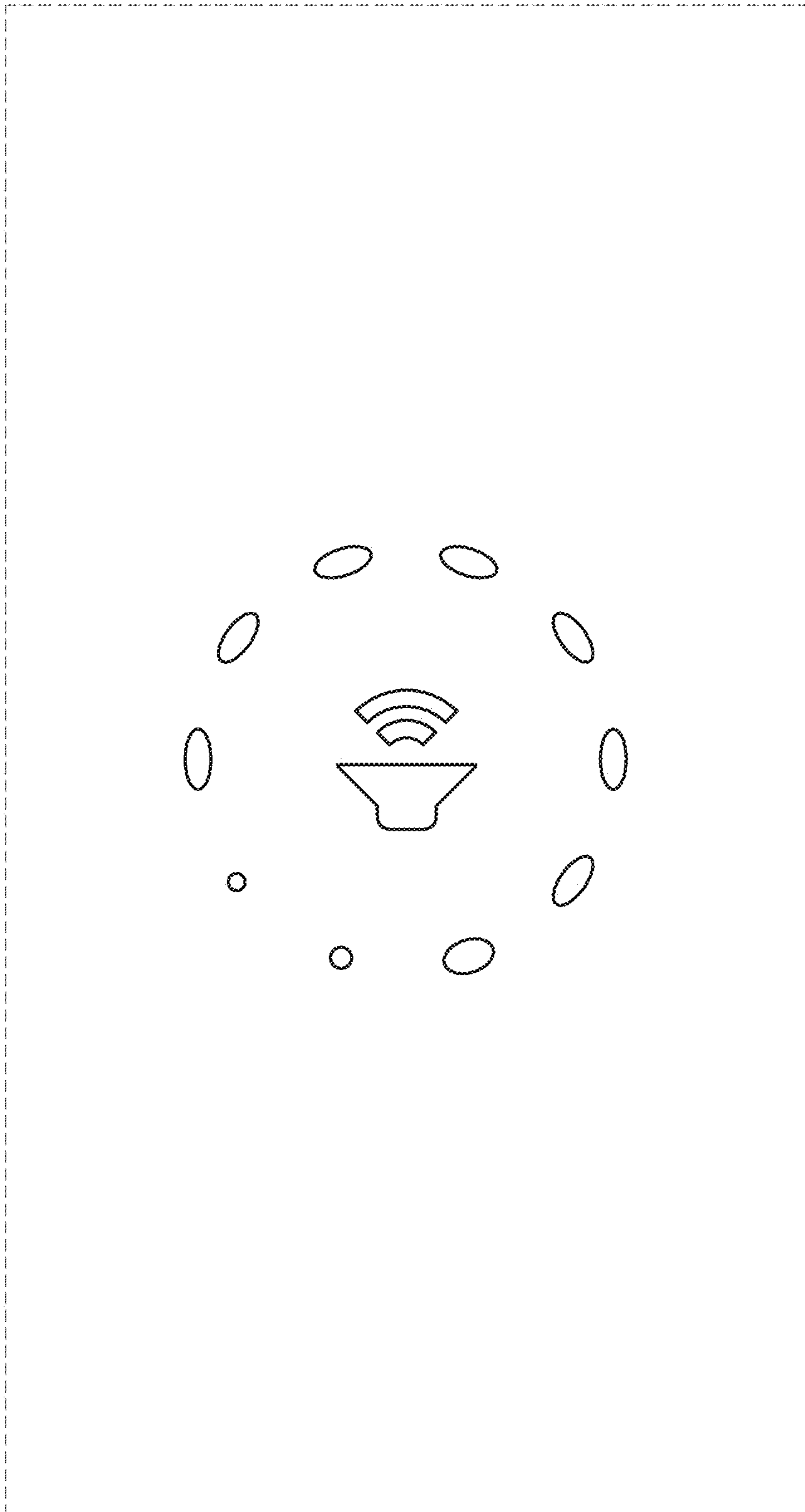


FIG. 9




FIG. 10