



US00D924919S

(12) **United States Design Patent**
Ishii et al.

(10) **Patent No.:** **US D924,919 S**
(45) **Date of Patent:** **** Jul. 13, 2021**

(54) **PROJECTOR SCREEN WITH ANIMATED GRAPHICAL USER INTERFACE**

(71) Applicant: **SONY CORPORATION**, Tokyo (JP)

(72) Inventors: **Tomohiro Ishii**, Tokyo (JP); **Kunihito Sawai**, Kanagawa (JP); **Miyuki Shirakawa**, Tokyo (JP)

(73) Assignee: **SONY CORPORATION**, Tokyo (JP)

(**) Term: **15 Years**

(21) Appl. No.: **29/611,491**

(22) Filed: **Jul. 21, 2017**

(51) **LOC (13) Cl.** **14-04**

(52) **U.S. Cl.**
USPC **D14/487**

(58) **Field of Classification Search**
USPC D14/485–495

(Continued)

(56) **References Cited**

U.S. PATENT DOCUMENTS

D472,902 S 4/2003 Nishida et al.
D693,842 S 11/2013 Tsuda et al.

(Continued)

Primary Examiner — Cary M Robinson

(74) *Attorney, Agent, or Firm* — Michael Best and Friedrich LLP

(57) **CLAIM**

The ornamental design for a projector screen with an animated graphical user interface, as shown and described.

DESCRIPTION

FIG. 1 is a front view of a first embodiment of a projector screen with a first image of an animated graphical user interface showing our new design;

FIG. 2 is a second image thereof;
FIG. 3 is a third image thereof; and
FIG. 4 is a fourth image thereof.
FIG. 5 is a front view of a second embodiment of a projector screen with a first image of an animated graphical user interface showing our new design;
FIG. 6 is a second image thereof;
FIG. 7 is a third image thereof; and
FIG. 8 is a fourth image thereof.
FIG. 9 is a front view of a third embodiment of a projector screen with a first image of an animated graphical user interface showing our new design;
FIG. 10 is a second image thereof;
FIG. 11 is a third image thereof; and
FIG. 12 is a fourth image thereof.
FIG. 13 is a front view of a fourth embodiment of a projector screen with a first image of an animated graphical user interface showing our new design;
FIG. 14 is a second image thereof;
FIG. 15 is a third image thereof; and
FIG. 16 is a fourth image thereof.
FIG. 17 is a front view of a fifth embodiment of a projector screen with a first image of an animated graphical user interface showing our new design;
FIG. 18 is a second image thereof;
FIG. 19 is a third image thereof; and
FIG. 20 is a fourth image thereof.
FIG. 21 is a front view of a sixth embodiment of a projector screen with a first image of an animated graphical user interface showing our new design;
FIG. 22 is a second image thereof;
FIG. 23 is a third image thereof; and,
FIG. 24 is a fourth image thereof.

The subject matter of each of the first to sixth embodiments in this patent includes a process or period in which an image changes into another image. This process or period forms no part of the claimed design.

The outer broken lines showing a projector screen and the remaining broken lines showing portions of the graphical user interface form no part of the claimed design.

1 Claim, 12 Drawing Sheets



(58) **Field of Classification Search**

CPC G06F 3/0482; G06F 3/0481; G06F 3/048;
 G06F 3/04817; G06F 3/04842

See application file for complete search history.

(56) **References Cited**

U.S. PATENT DOCUMENTS

D697,928	S	1/2014	Okumura et al.	
D753,674	S *	4/2016	Heeter	D14/485
D755,204	S *	5/2016	Zankowski	D14/485
D755,805	S *	5/2016	Zankowski	D14/485
D755,806	S *	5/2016	Zankowski	D14/485
D755,807	S *	5/2016	Zankowski	D14/485
D756,378	S *	5/2016	Zankowski	D14/485
D757,040	S *	5/2016	Zankowski	D14/485
D757,042	S *	5/2016	Zankowski	D14/485
D779,526	S *	2/2017	Volovik	D14/486
D792,420	S *	7/2017	van den Berg	D14/485
D824,945	S *	8/2018	Sagrillo	D14/486
D829,759	S *	10/2018	Clapper	D14/486
D834,056	S *	11/2018	Blechs Schmidt	D14/486
D841,044	S *	2/2019	van den Berg	D14/487
D852,807	S *	7/2019	Reed	D14/485
D852,808	S *	7/2019	Rauschenbach	D14/485
D867,391	S *	11/2019	Yoshioka	D14/488
D878,402	S *	3/2020	Turner	D14/486
D886,117	S *	6/2020	Smith	D14/485
2013/0167093	A1 *	6/2013	Kumar	G06F 21/74 715/863
2017/0344253	A1 *	11/2017	Zhang	H04M 1/72597
2018/0129379	A1 *	5/2018	Suh	A47J 31/00

* cited by examiner

FIG.1




FIG.2

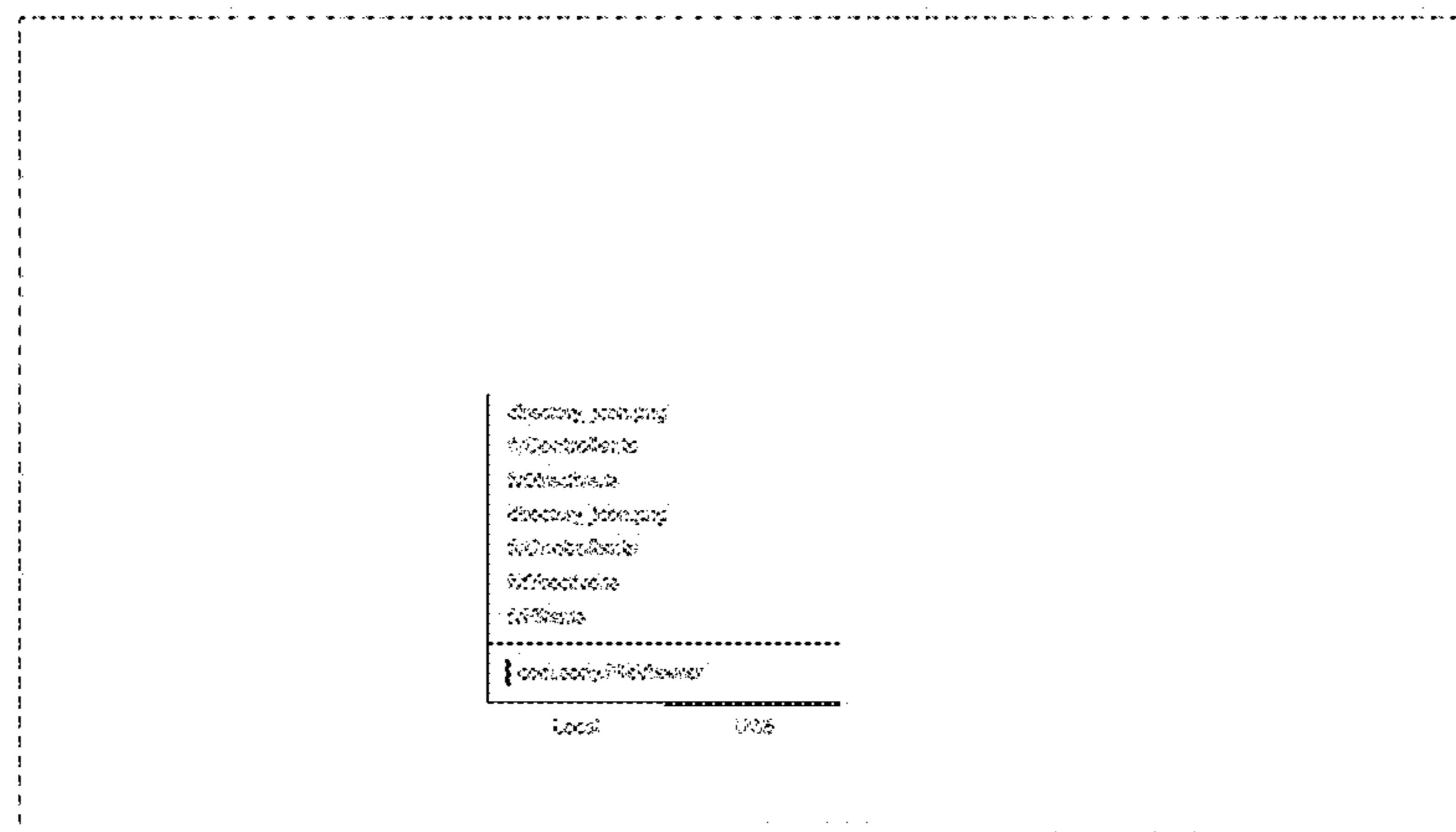


FIG.3




FIG.4




FIG.5




FIG.6




FIG.7




FIG.8




FIG.9




FIG.10




FIG. 11

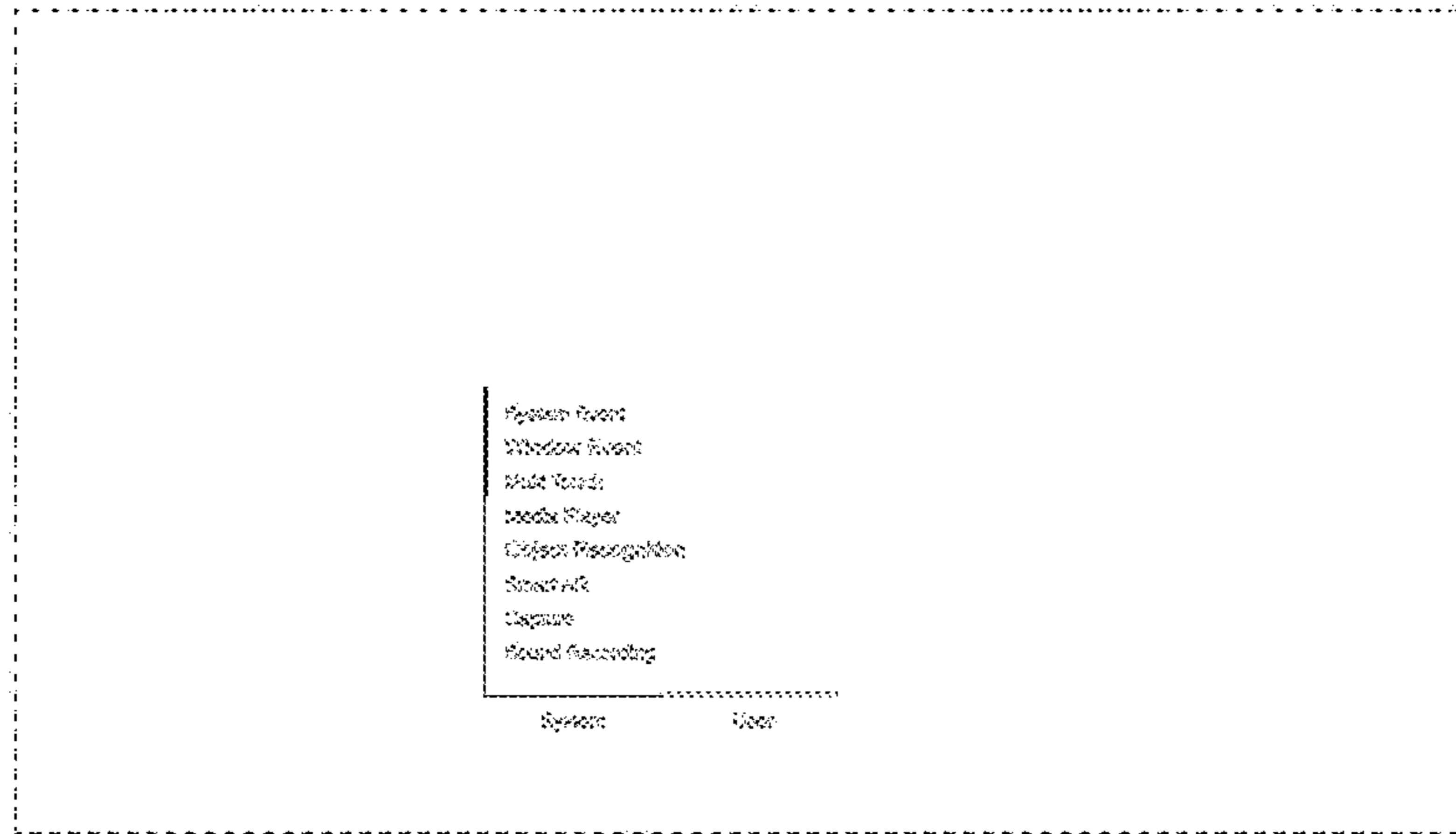


FIG. 12



FIG.13




FIG.14

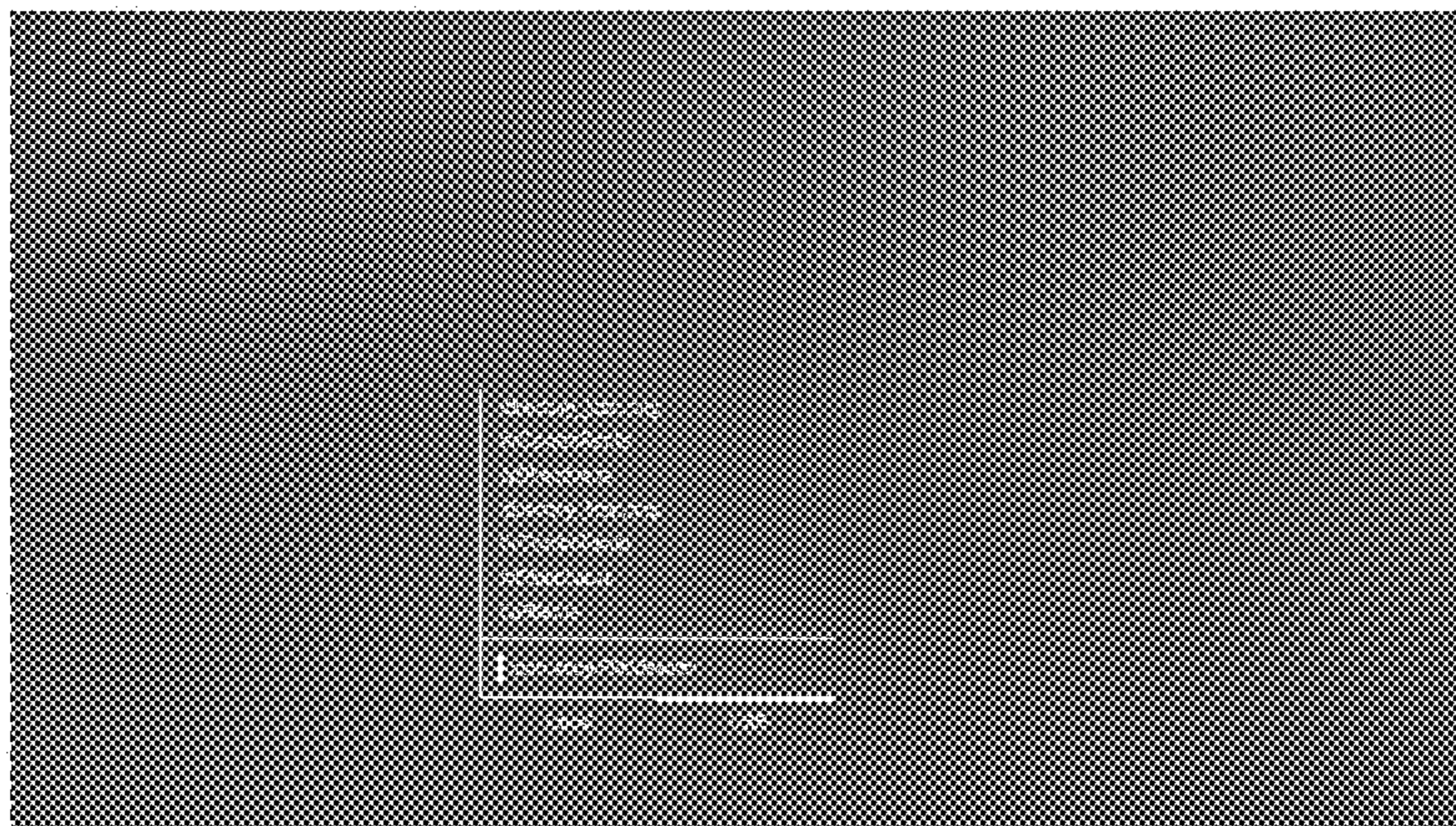


FIG.15

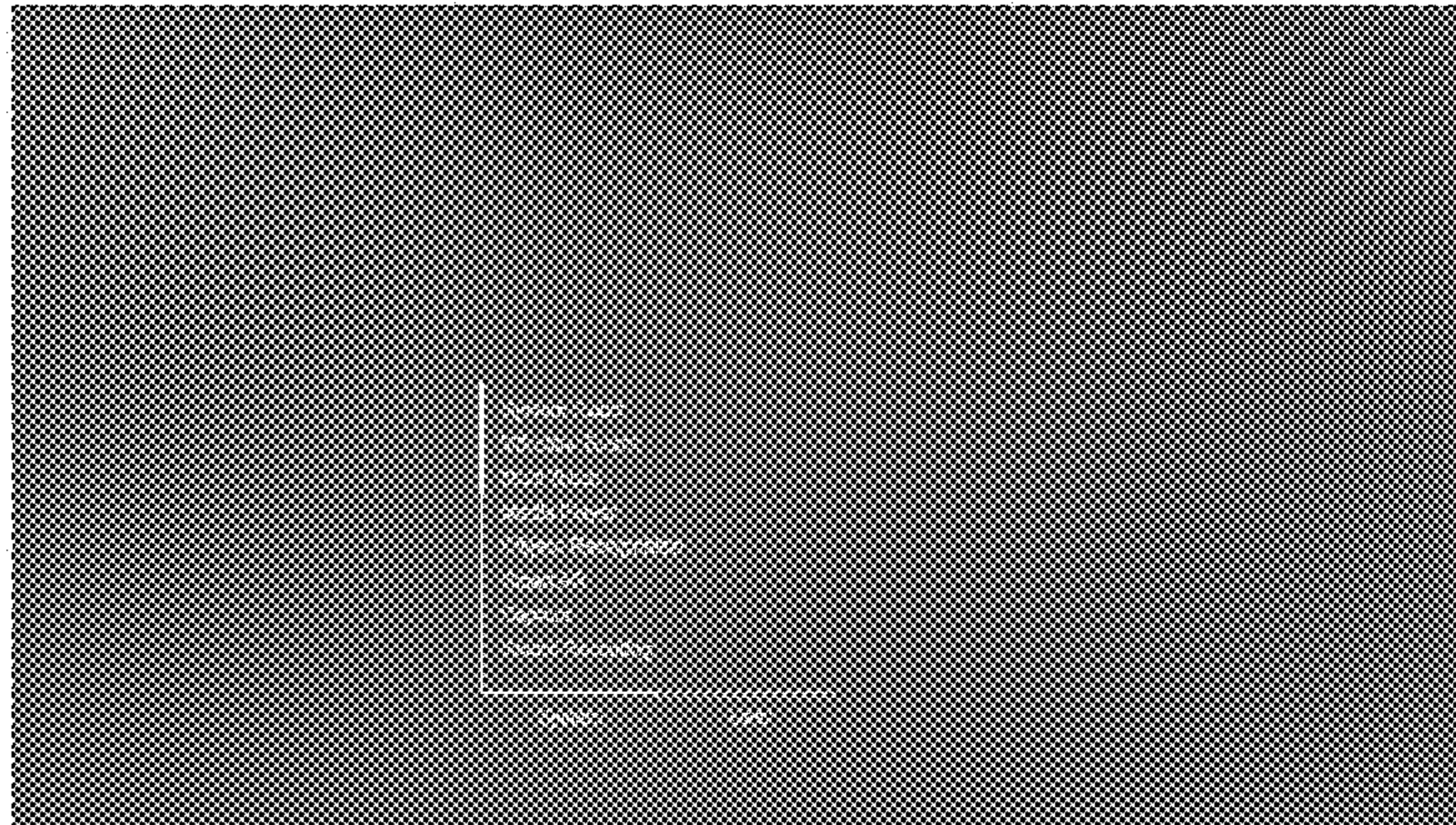


FIG.16

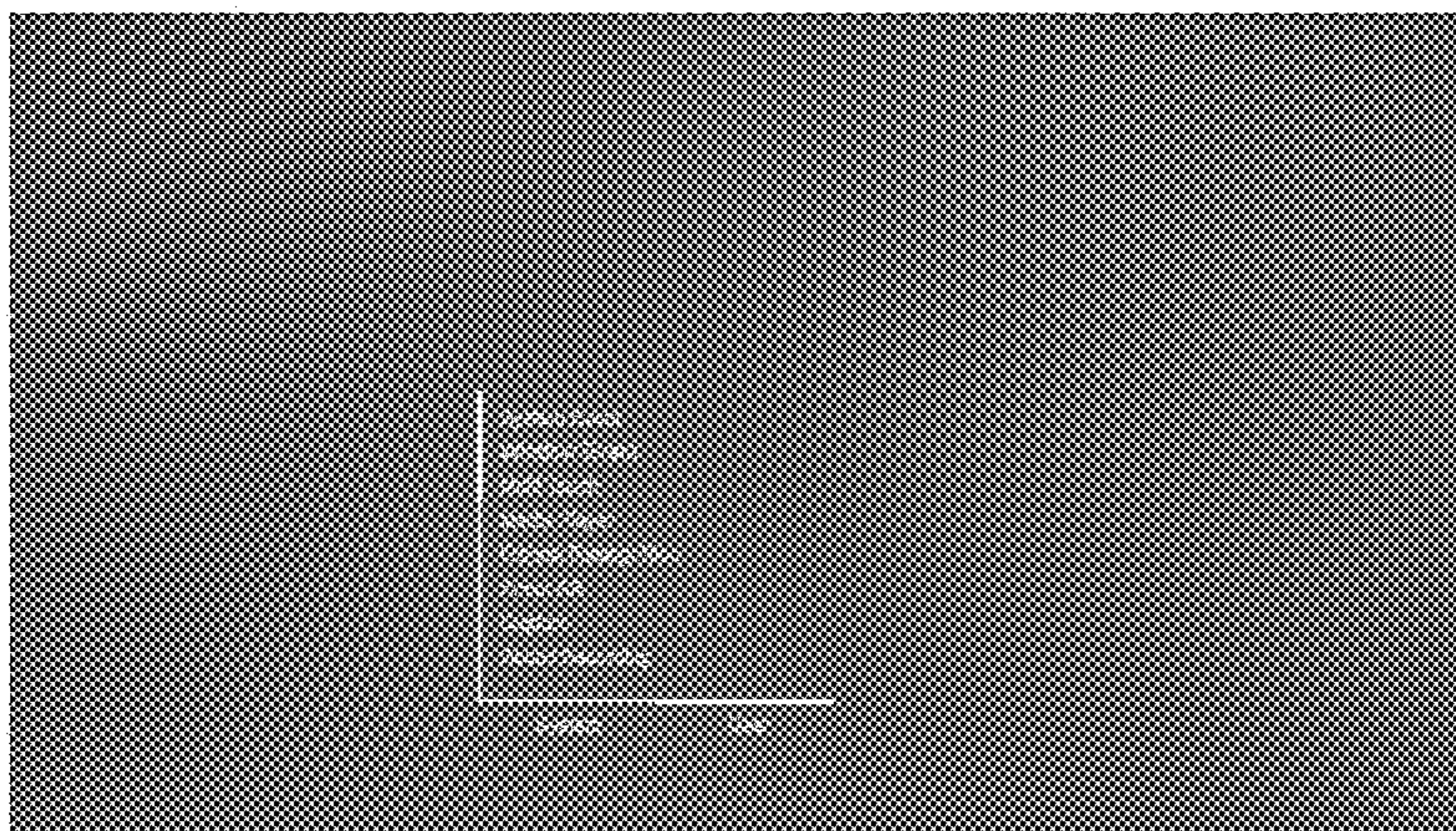


FIG.17




FIG.18

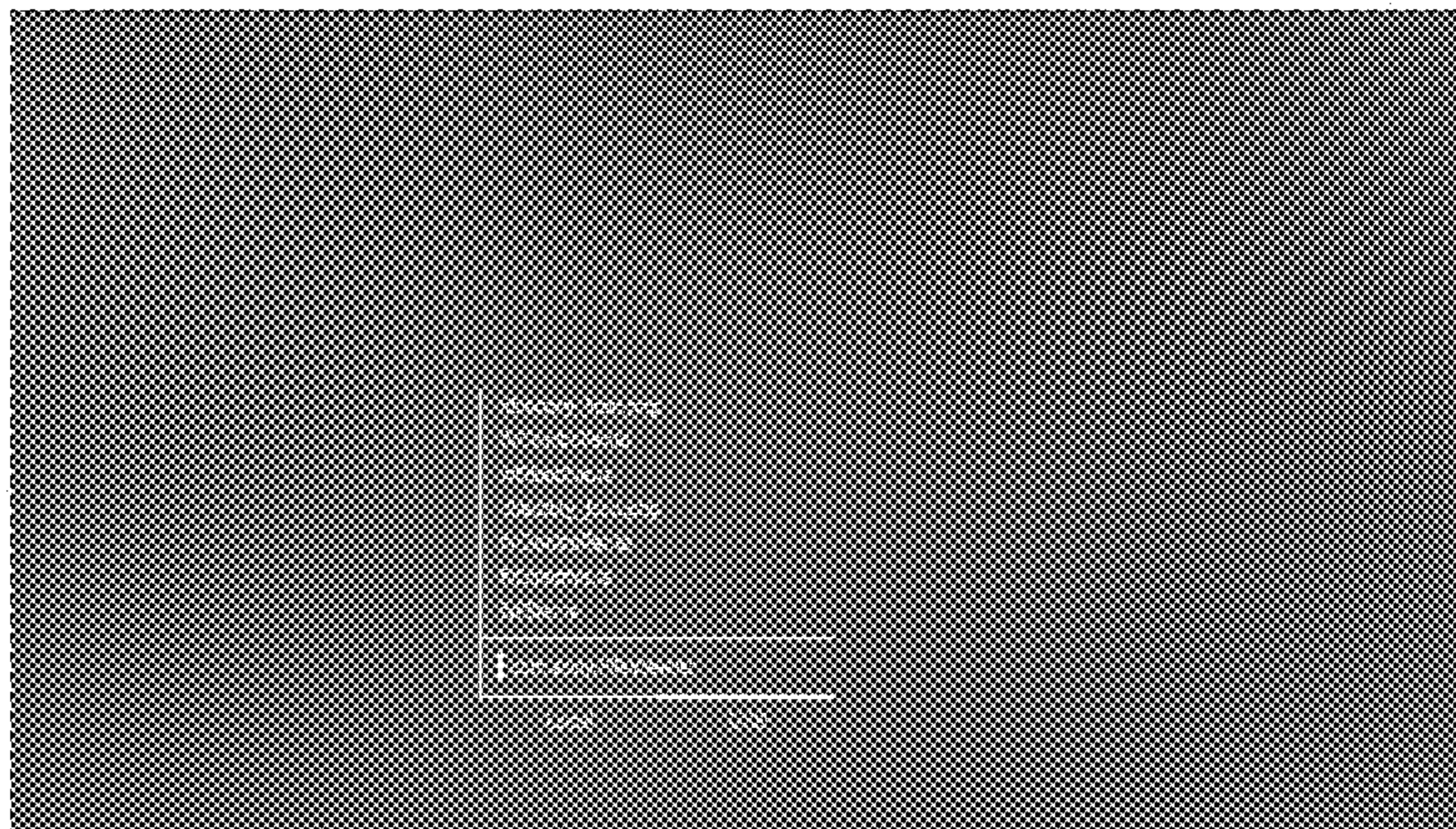


FIG.19

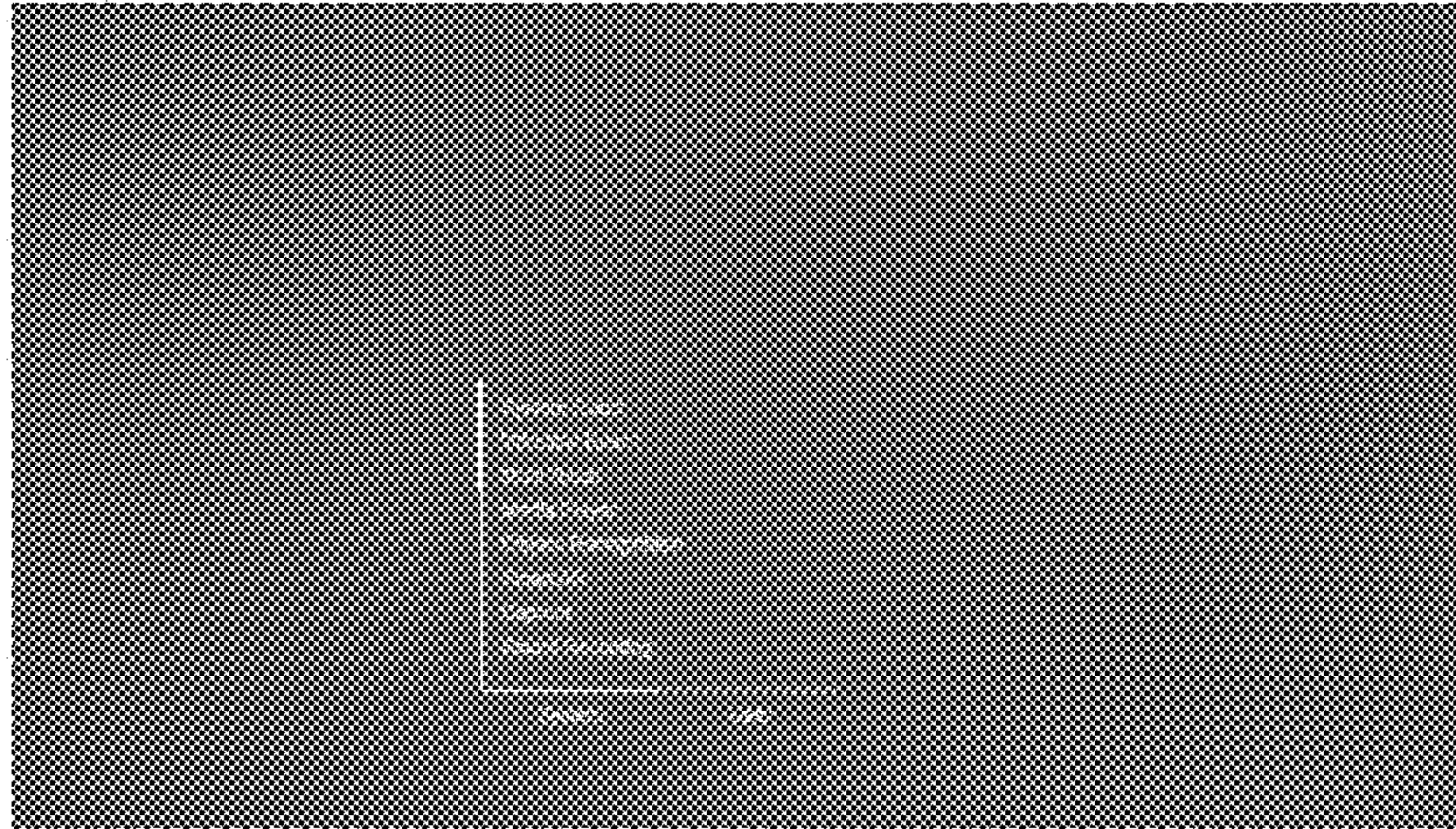


FIG.20

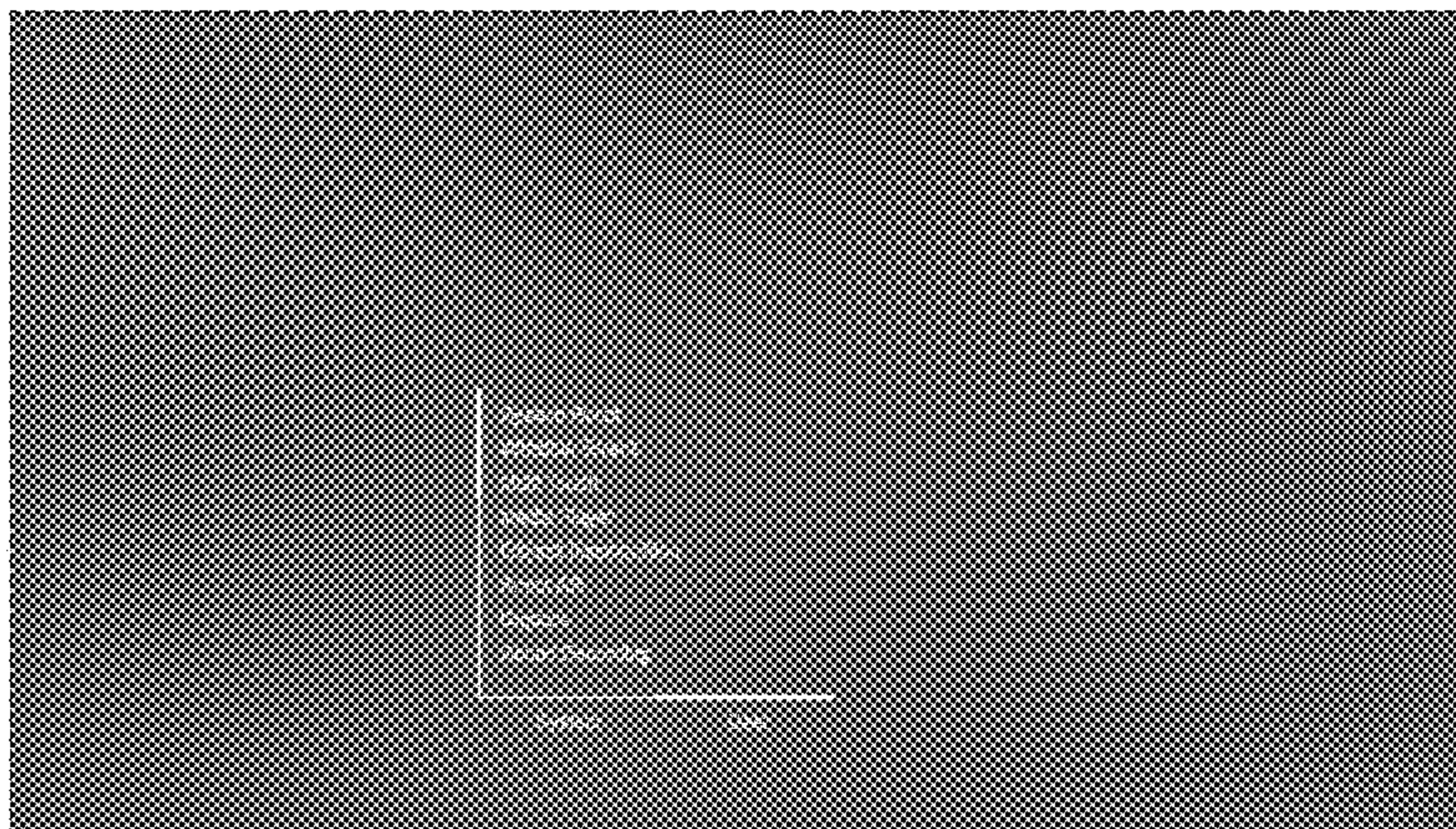


FIG.21




FIG.22

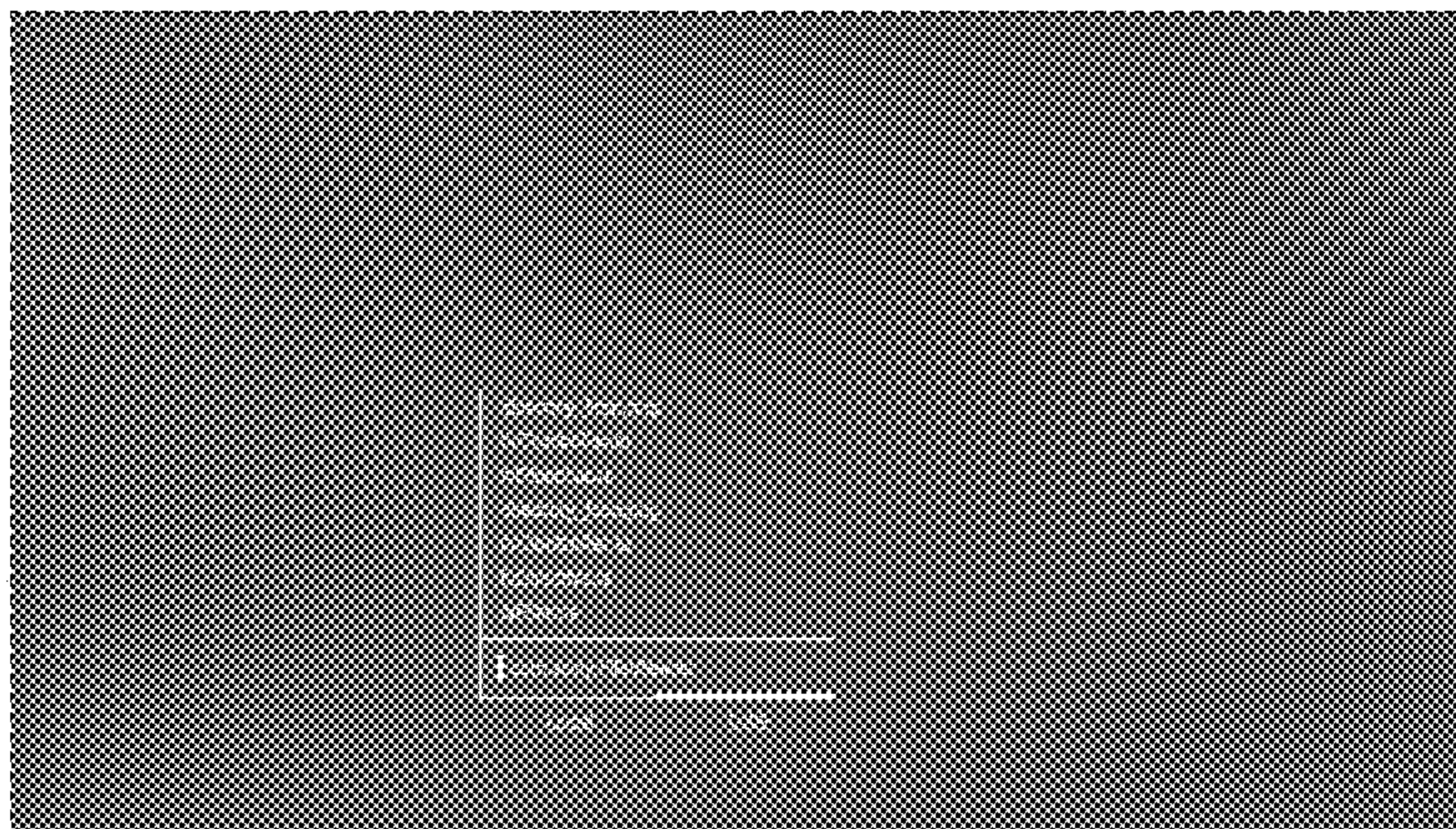


FIG.23

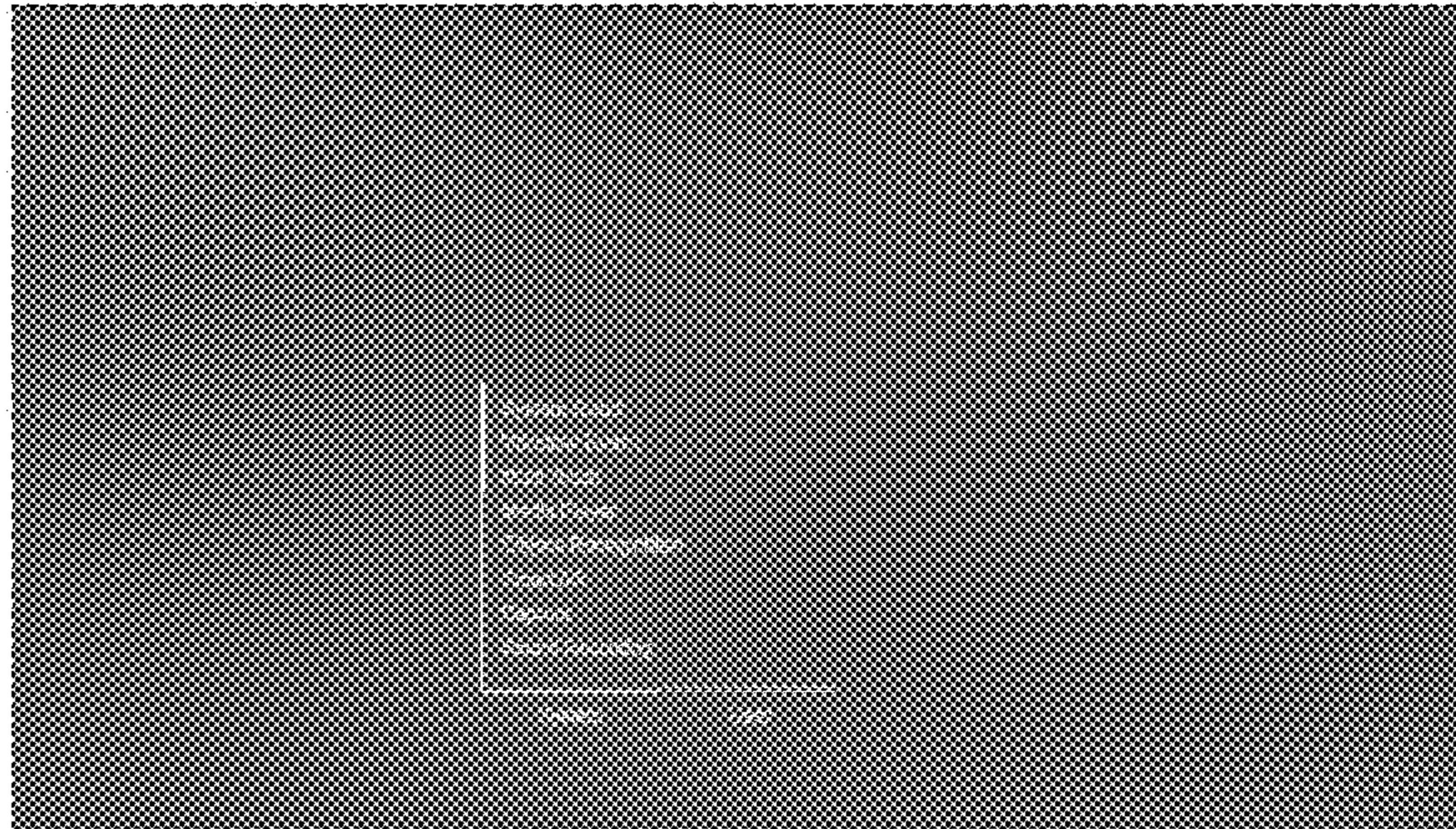


FIG.24

