



US00D924861S

(12) **United States Design Patent**
Zhong

(10) **Patent No.:** **US D924,861 S**

(45) **Date of Patent:** **** Jul. 13, 2021**

(54) **CELL-PHONE CASE**

(71) Applicant: **Guangzhou Lange Electronic Products Co., Ltd.**, Guangzhou (CN)

(72) Inventor: **Shuncaï Zhong**, Guangzhou (CN)

(**) Term: **15 Years**

(21) Appl. No.: **29/624,364**

(22) Filed: **Oct. 31, 2017**

(51) **LOC (13) Cl.** **14-03**

(52) **U.S. Cl.**
USPC **D14/250**

(58) **Field of Classification Search**
USPC D14/203.3–203.7, 439, 251–253, 447,
D14/217, 240, 238.1, 250, 440, 248;
D13/103, 107–108, 119; D3/201, 218,
D3/247, 249, 269, 273, 301, 303
CPC H04B 1/3888; A45C 1/06; A45C 11/00;
A45C 13/02; A45C 2011/002; A45F
2005/026; A45F 2200/0525; A45F
2200/0516; H04M 1/0283; H04M 1/0202
See application file for complete search history.

(56) **References Cited**

U.S. PATENT DOCUMENTS

D414,033 S *	9/1999	Rohm	D3/201
D678,291 S *	3/2013	Phillips	D14/440
D684,978 S *	6/2013	Phillips	D14/440
D713,834 S *	9/2014	Almstrom	D14/250
D714,054 S *	9/2014	Kershenstein	D3/269
D729,522 S *	5/2015	Kim	D3/303
D737,828 S *	9/2015	Albano	D14/440
D738,620 S *	9/2015	Schmole	D3/249
D744,489 S *	12/2015	Sirichai	D14/440
D745,780 S *	12/2015	Feng	D3/269
D755,168 S *	5/2016	Kim	D14/250
D757,431 S *	5/2016	Requa	D3/247
D762,205 S *	7/2016	Dang	D14/250

D767,888 S *	10/2016	Kim	D3/249
D778,895 S *	2/2017	Park	D14/250
D779,473 S *	2/2017	Lee	D14/250

(Continued)

Primary Examiner — Carla J Wright

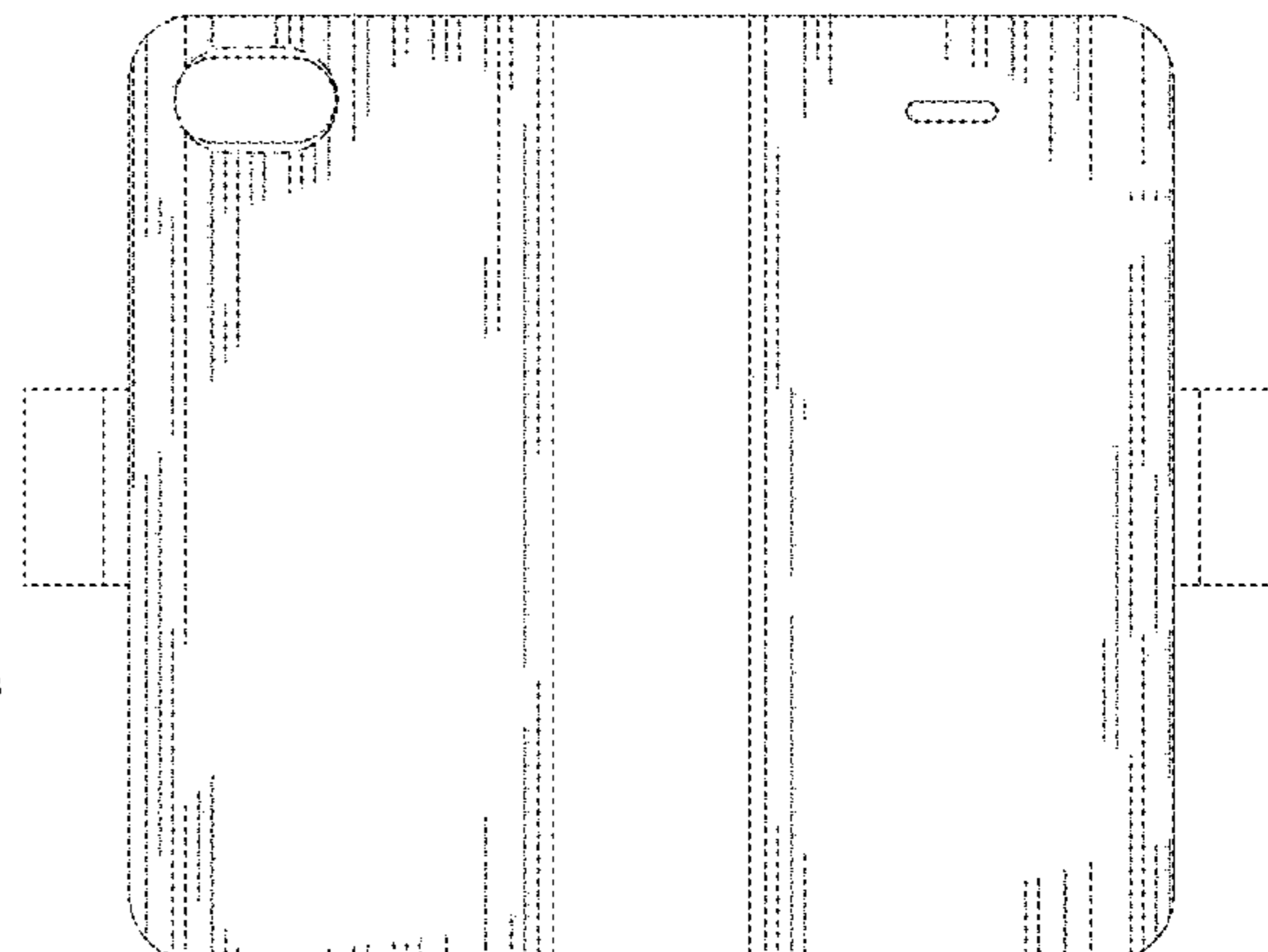
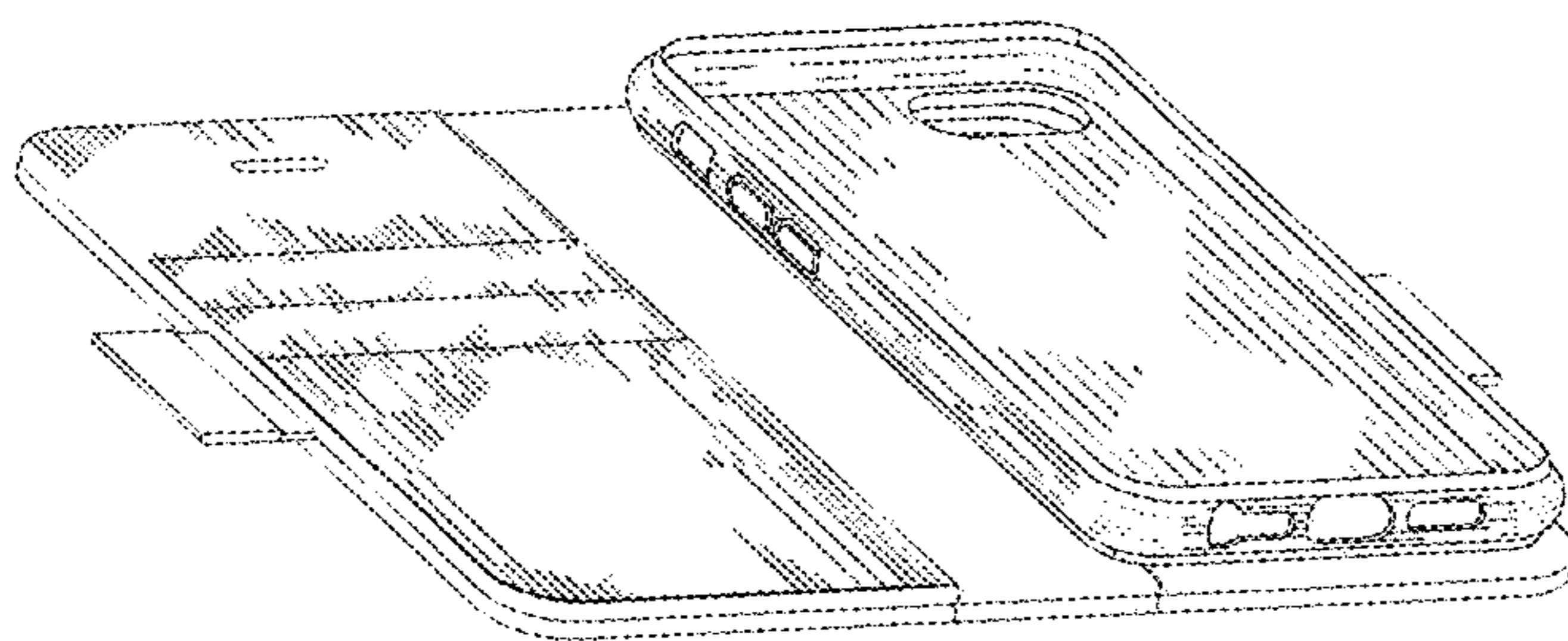
(57) **CLAIM**

The ornamental design for a cell-phone case, as shown and described.

DESCRIPTION

FIG. 1 is a front perspective view of a cell-phone case showing my new design;
 FIG. 2 is a front view thereof;
 FIG. 3 is a rear view thereof;
 FIG. 4 is a right side view thereof;
 FIG. 5 is a left side view thereof;
 FIG. 6 is a top view thereof;
 FIG. 7 is a bottom view thereof;
 FIG. 8 is a front perspective view showing a first component of the cell-phone case of FIG. 1 in isolation for clarity of disclosure;
 FIG. 9 is a front view showing the first component of FIG. 8 in isolation for clarity of disclosure;
 FIG. 10 is a front perspective view showing a second component of the cell-phone case of FIG. 1 in isolation for clarity of disclosure; and,
 FIG. 11 is a front view showing the second component of FIG. 10 in isolation for clarity of disclosure.
 For clarity of disclosure, the components of the cell-phone case are shown in isolation in FIGS. 8-11. Although the cell-phone case, in which the claimed design is embodied, consists of two separable components, the claim is directed to the overall ornamental appearance of the case in its entirety and does not extend to the ornamental appearance of each of the individual components in isolation.
 The broken lines in the drawing of FIG. 3 are included to show portions of the cell-phone case that form no part of the claimed design.

1 Claim, 11 Drawing Sheets



(56)

References Cited

U.S. PATENT DOCUMENTS

D779,474 S	*	2/2017	Kim	D14/250
D789,342 S	*	6/2017	Sirichai	D14/250
D793,082 S	*	8/2017	Zhang	D3/249
D793,725 S	*	8/2017	Zhang	D3/249
D793,726 S	*	8/2017	Zhang	D3/249
D794,952 S	*	8/2017	Feng	D3/247
D900,800 S	*	11/2020	Sirju	D14/250

* cited by examiner

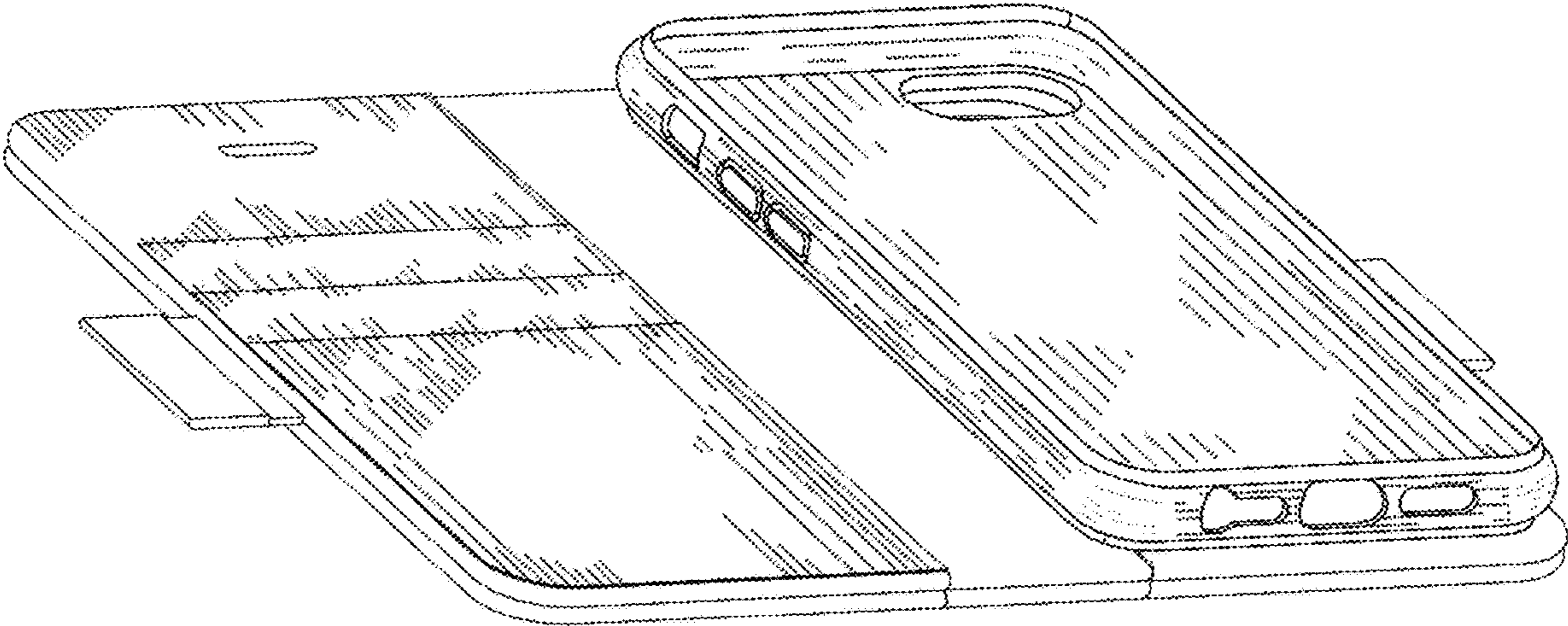


Fig. 1




Fig. 2

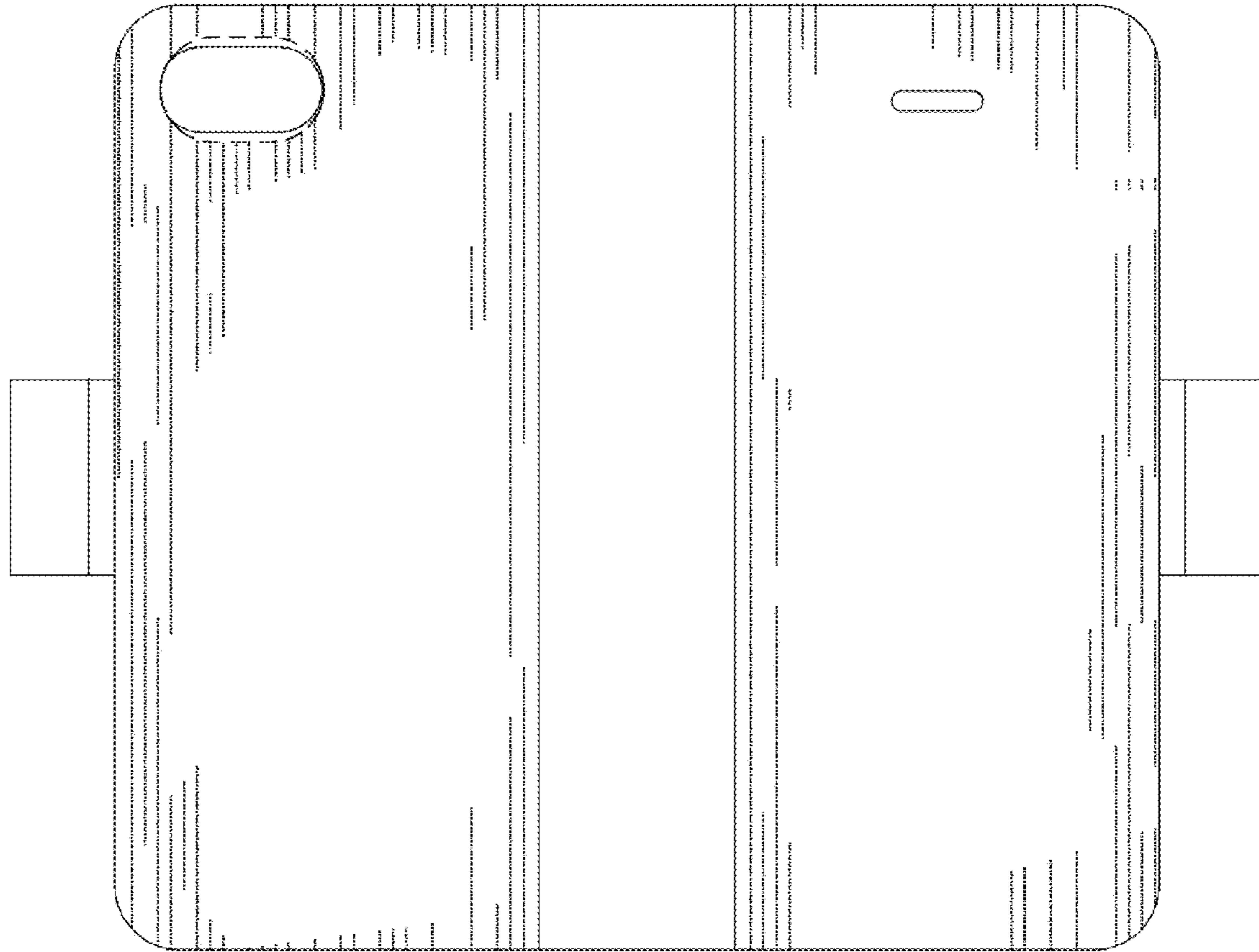


Fig. 3




Fig. 4




Fig. 5

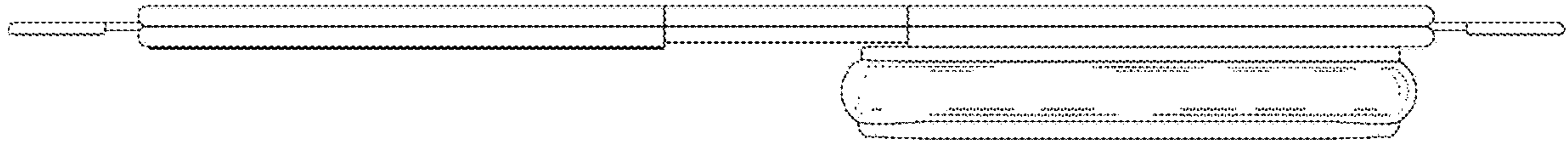


Fig. 6

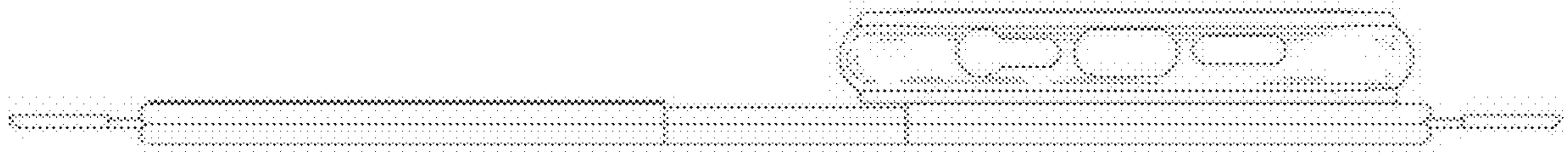


Fig. 7

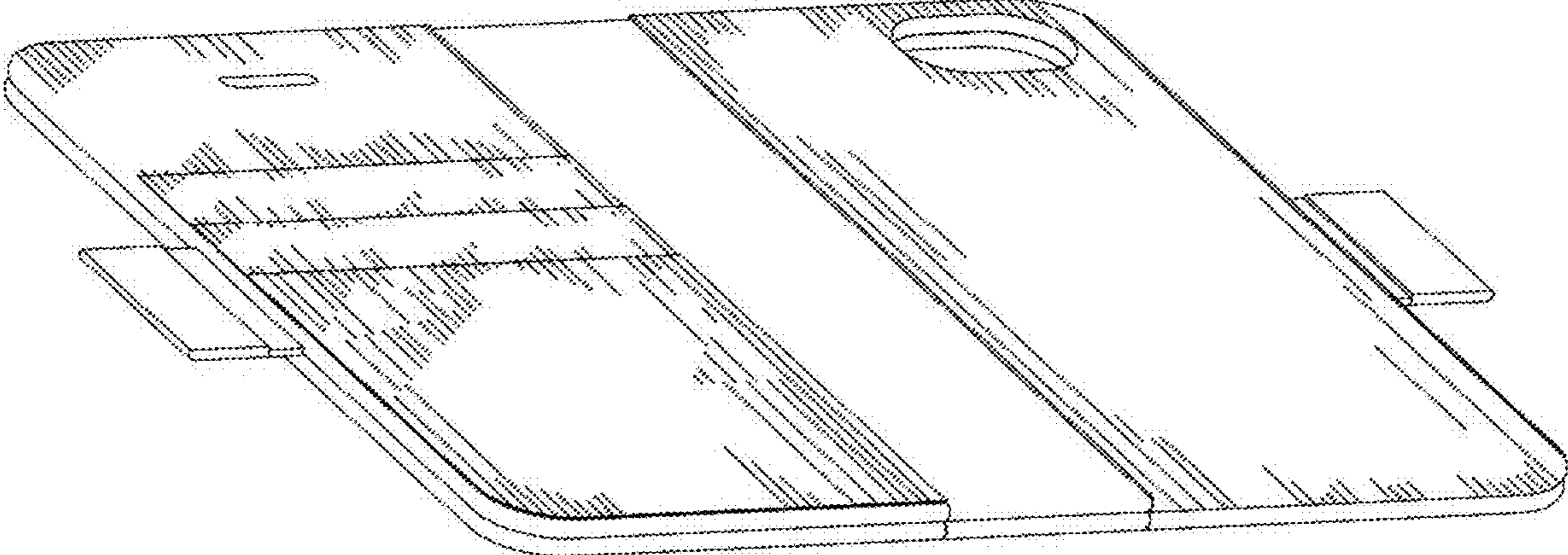


Fig. 8




Fig. 9

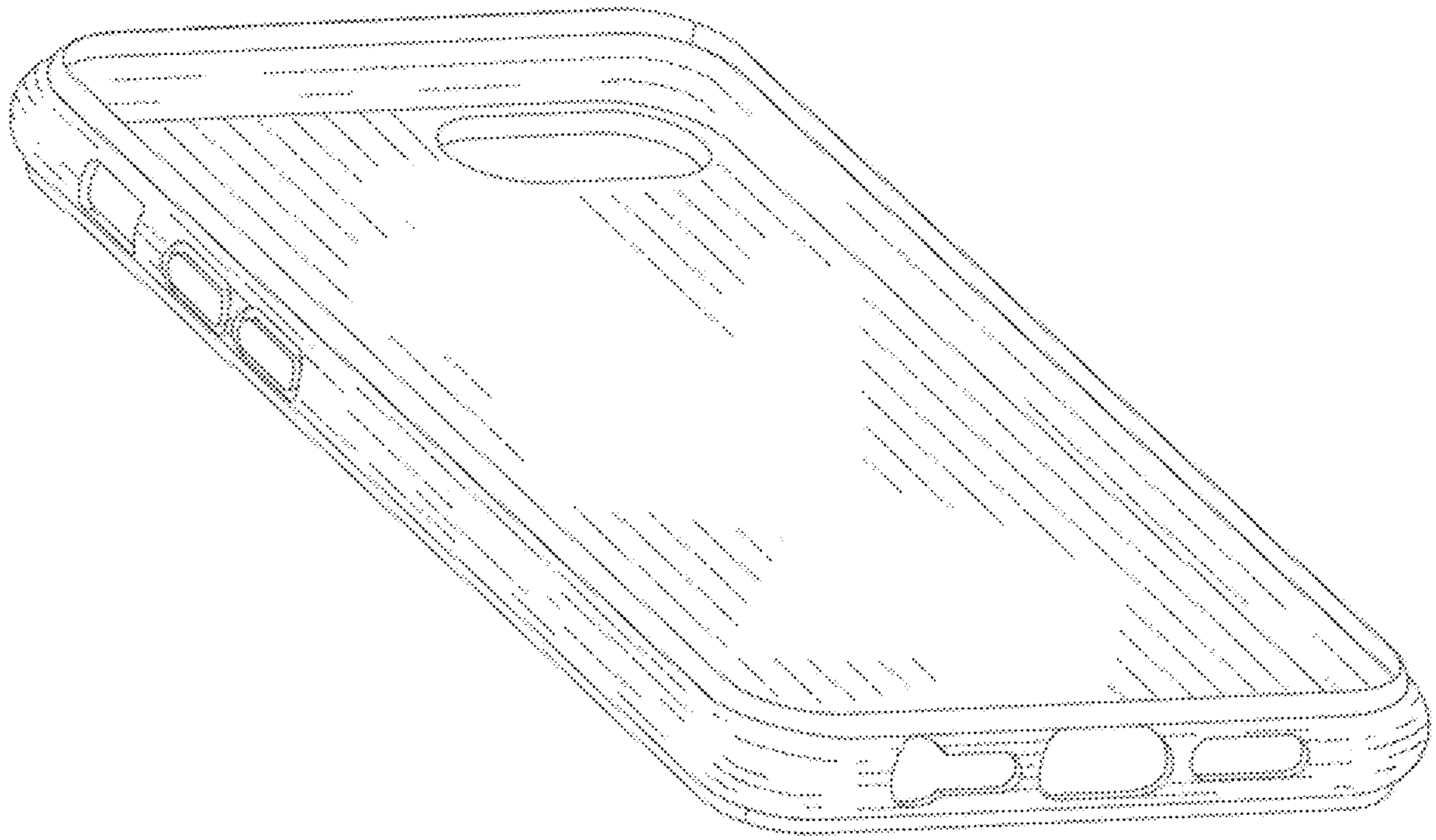


Fig. 10




Fig. 11